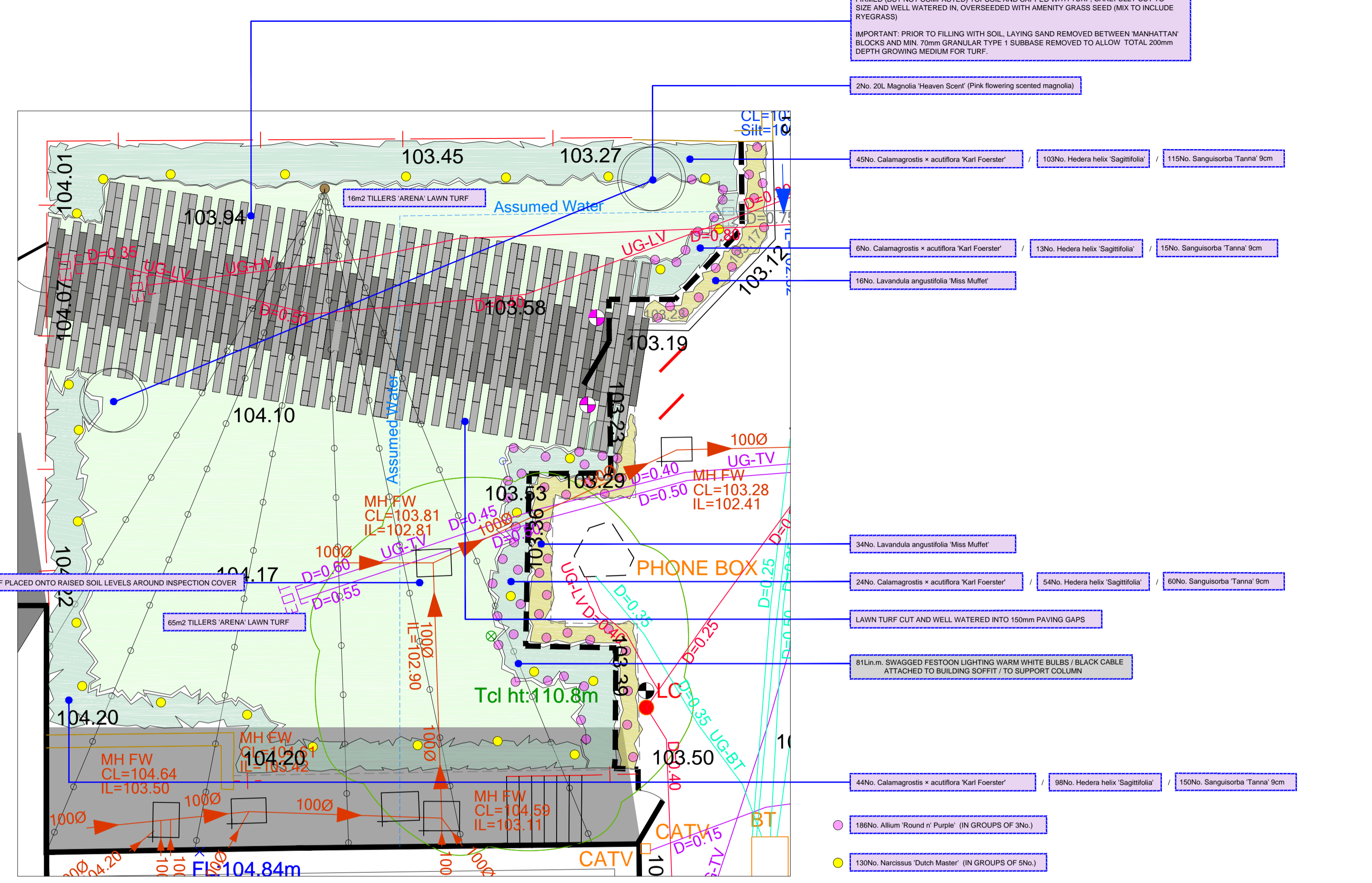
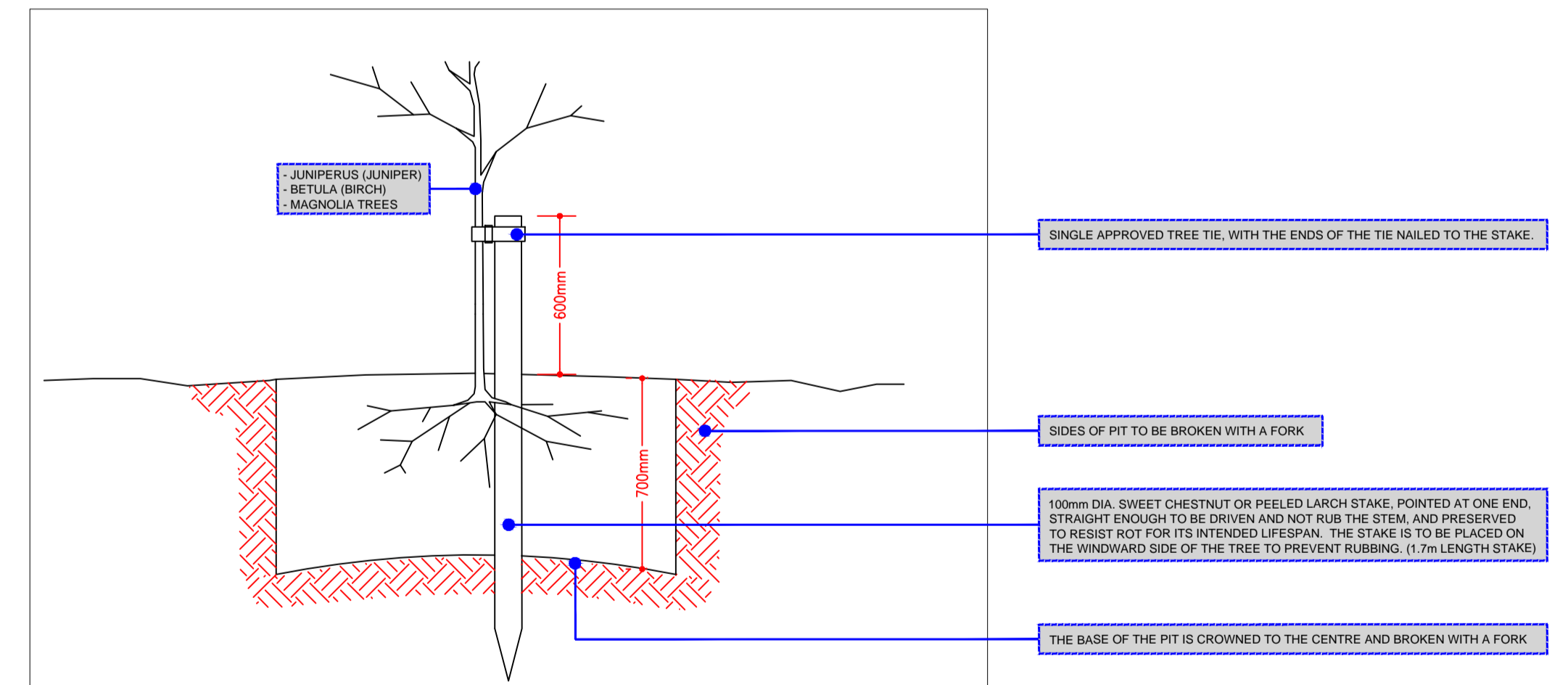
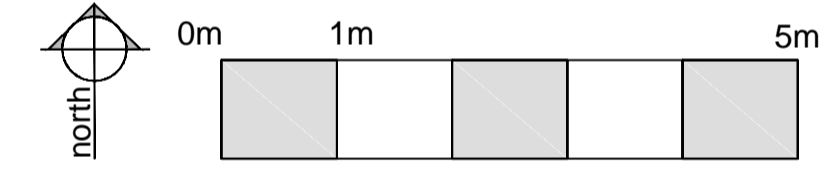


E3.3.1 002.2 (n.t.s.) - PLAN DETAIL OF PLANTING TO REFINISHED BEAR PIT AREA AND ACCESS ADJACENT TO PUBLIC HOUSE



E3.3.1 002.1 (n.t.s.) - PLAN DETAIL OF NEW COURTYARD PLANTING



- The tree pit should be excavated to allow adequate clearance between the root ends (when fully spread) and the side of the pit.
- The depth of the pit should be a minimum of 700mm, and at least 75mm greater than the depth of the root system.
- Fork the bottom and sides of the pit to break up the subsoil. Back-fill as shown to the level of the roots.
- Mix the dug soil with a slow release fertiliser and an approved soil ameliorant.
- Prior to planting, prune back all damaged roots to healthy growth; soak the trees in water whilst waiting to be planted; dip all bare-rooted trees in an approved root dip.
- Drive in the stake so that it is a minimum of 300mm below the bottom of the pit, and 600mm above the ground level.
- Plant the tree ensuring that the original depth is maintained and that the roots are spread to their fullest extent.
- Carefully work the prepared backfill soil between the roots while shaking the tree slightly.
- Backfill in layers up to the existing ground level, firming by treading, taking care not to damage the roots. Fix the tree to the stake.
- The stake is to be removed as soon as the tree is securely anchored by its own roots (at the start of the second growing season after planting).

E3.3.1 002.3 (n.t.s.) - SECTION DETAIL OF TREE PLANTING PIT AND STAKING

- GRASS INFILLS APPROX 200mm WIDE TO ALLOW FOR SHRINKAGE. TO BE FILLED WITH WELL FIRMED (BUT NOT COMPACTED) TOPSOIL AND CAPPED WITH TURF. CAREFULLY CUT TO SIZE AND WELL WATERED IN. OVERSEED WITH AMENITY GRASS SEED (MIX TO INCLUDE PLYERGRASS)
- IMPORTANT: PRIOR TO FILLING WITH SOIL, LAYING SAND REMOVED BETWEEN MANHATTAN BLOCKS AND MIN. 70mm GRANULAR TYPE 1 SUBBASE REMOVED TO ALLOW TOTAL 200mm DEPTH GROWING MEDIUM FOR TURF.
- 2No. 20L Magnolia 'Heaven Scen' (Pink flowering scented magnolia)
- 45No. Calamagrostis x acutiflora 'Karl Foerster' / 103No. Hedera helix 'Sagittifolia' / 115No. Sangusorba 'Tanna' 9cm
- 6No. Calamagrostis x acutiflora 'Karl Foerster' / 13No. Hedera helix 'Sagittifolia' / 15No. Sangusorba 'Tanna' 9cm
- 16No. Lavandula angustifolia 'Miss Muffet'
- 34No. Lavandula angustifolia 'Miss Muffet'
- 24No. Calamagrostis x acutiflora 'Karl Foerster' / 54No. Hedera helix 'Sagittifolia' / 60No. Sangusorba 'Tanna' 9cm
- LAWN TURF CUT AND WELL WATERED INTO 150mm PAVING GAPS
- 81Lm. SWAGGED FESTOON LIGHTING WARM WHITE BULBS / BLACK CABLE ATTACHED TO BUILDING SOFFIT / TO SUPPORT COLUMN
- 44No. Calamagrostis x acutiflora 'Karl Foerster' / 99No. Hedera helix 'Sagittifolia' / 150No. Sangusorba 'Tanna' 9cm
- 186No. Allium 'Round n' Purple' (IN GROUPS OF 3No.)
- 130No. Nerousus 'Dutch Master' (IN GROUPS OF 5No.)

**SWINDON BOROUGH COUNCIL**

STEVE JORDEN  
DIRECTOR OF COMMUNITIES AND HOUSING  
WAT TYLER HOUSE  
SWINDON SN1 2JH  
TELEPHONE (01793) 463000

R.N. WEYMOUTH, CMLI  
HEAD OF LANDSCAPE SERVICE

CLIENT: SBC

ELDENE LANDSCAPE REFINISHMENT  
PLANTING DETAILS 1 OF 2

Designed APN	Scale NTS	Status TENDER	Date JULY 2020	Revision
Drawn APN	Drawing no.			
Checked APN	E3.3.1 002.0			

DO NOT SCALE FROM DRAWINGS