

Swindon Borough
PLAYING PITCH ASSESSMENT
2016-2021

October 2017

Version record

1st draft (Steering Group)	2nd March 2017
2nd draft (revised for Project Team)	5th May 2017
Amended draft (for Steering Group sign-off)	6th June 2017
Consultation Version	10th July 2017
Final Version	October 2017

CONTENTS

<u>Section</u>	<u>Page</u>
1. Introduction	3
Scope of the Assessment	5
Key Elements of Assessment	5
Responsibility for delivering improved and additional pitches and facilities	6
Sources of Information	6
Consultation	7
Steering Group	7
Study Area	8
Sub-areas	8
Sport England's Playing Pitch Calculator	10
Accessibility	10
Community Access	11
Artificial Grass Pitches	11
Degree of Site Protection	14
Developing a Strategy Approach	26
2. Football	27
Current Supply (Grass Pitches)	29
Current Demand (Grass Pitches)	76
Future Demand (Grass Pitches)	125
Current Supply (AGPs)	153
Current Demand (AGPs)	172
Future Demand (AGPs)	182
Assessment Conclusions	199
Demand Summary	204
Strategy Recommendations	205
Advisory Standards	210
3. Hockey	212
Current Supply (AGPs)	213
Current Demand (AGPs)	222
Future Demand (AGPs)	239
Assessment Conclusions	261
Demand Summary	262
Strategy Recommendations	263
Advisory Standards	264
4. Cricket	266
Current Supply	269
Current Demand	286
Future Demand	307
Assessment Conclusions	334
Demand Summary	336
Strategy Recommendations	337
Advisory Standards	339
5. Rugby Union	341
Current Supply	343
Current Demand	358
Future Demand	384
Assessment Conclusions	409
Demand Summary	410
Strategy Recommendations	411
Advisory Standards	413
6. Other Pitch Sports	415
Rugby League	416
American Football	423
Softball	429

Appendices (see separate documents)

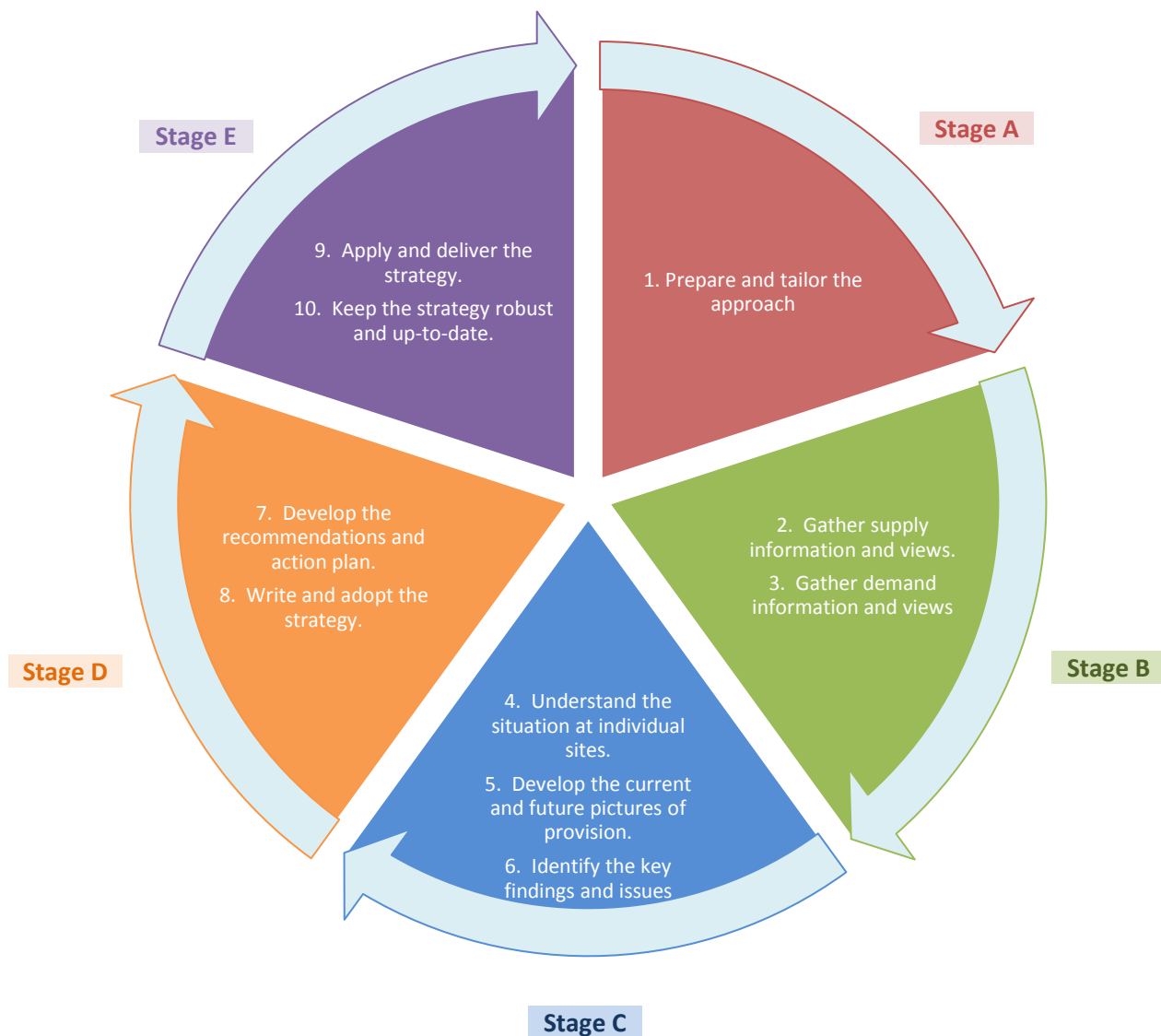
1. Consultees
2. Sub Areas: Parished and Non-parished areas
3. Pitch Summary Overviews
4. Agreed Pitch Quality Scores and Non-technical (Visual) Playing Pitch Audit Form
5. Future Pitch Provision (detailed figures)
6. 3G Scenario Calculations
7. Football Pitch Dimensions and Layouts
8. Detail of Market Segment Person Type Characteristics
9. FA 3G Scenario Model
10. Technical Paper – Testing Standards

1. Introduction

Introduction

- 1.1 Sport England's Playing Pitch Strategy guidance sets out a ten-step process to be followed to produce a robust Playing Pitch Strategy.

Figure 1.1: the Ten-Step Approach



- 1.2 This Playing Pitch Assessment report brings together the information and data collected during stages A, B, C and part of D (steps 1 to 7 of the Playing Pitch Strategy guidance's ten-step approach).
- 1.3 **Put simply, for each sports in the typology (see next section) it assesses current supply, demand, accessibility, availability, issues with provision, quality and quantity to set out the position now, and projects likely future need and demand forward to understand requirements for each sport in the future and the changes necessary to ensure provision is adequate to meet these future needs.**
- 1.4 Officers from Swindon Borough Council have collected information required of stages A, B and part of C above. Following check, challenge and verification of the data by the Steering Group overseeing the work, the data has then been passed to the consultant who has produced this assessment report and who will develop the Strategy and Action Plan.

Scope of Assessment

- 1.5 The typology for the playing pitch assessment is as follows:
- ▶ Grass pitches used for football, rugby union, rugby league and cricket; and,
 - ▶ Full size artificial grass pitches (AGPs) used for hockey and /or football (which can be partitioned to make a number of smaller pitches for smaller sided games or training).
- 1.6 Smaller, dedicated AGPs used solely for small sided football (e.g. 5 or 7-a-side) are also included in the assessment.
- 1.7 A less detailed assessment has been carried out for softball and American football to understand better the current and future pitch needs of these growing sports.
- 1.8 The assessment takes into account pitches which meet the following criteria:
- ▶ Comply with minimum requirements and definitions approved by the national sports governing bodies (NGBs) of the respective sports (where relevant). This might include standards of quality, dimensions for competitive play, and so on; and,
 - ▶ Are generally available to the public (for 'community use'), including those where membership of a club or organisation is a pre-requisite for access, provided that membership criteria are unrestrictive and the membership fees are not exorbitant. Pitches are considered where they are available to the community for all or part of the peak period of use. However, an understanding of pitches not currently available for community use or access are noted to be able to understand the role they could potentially play in supporting provision in the future.

Key Elements of Assessment

- 1.9 The assessment is structured logically to produce the following areas of analysis for each type of playing pitch or sport (these areas of analysis meet the requirements of the PPS guidance set out in stage C and the early part of stage D):

CURRENT SUPPLY

- ▶ Current supply, quantity and type of existing provision (including hours of community use for AGPs);
- ▶ Sites no longer in use as formal playing pitches;
- ▶ Degree of Site Protection (such as planning policy, land use constraints, covenants, security of tenure, shared use / public access sites, sites registered with Fields in Trust);
- ▶ Quality of existing provision (whether pitches and ancillary facilities are "good", "adequate / standard" or "poor"¹);
- ▶ Accessibility of existing provision (such as cost of use, physical access, ownership, management and use constraints);
- ▶ Carrying capacity of existing provision;
- ▶ Other key supply issues and comments;

CURRENT DEMAND

- ▶ Current actual demand and amount of play at sites;
- ▶ Unmet, latent and displaced demand;
- ▶ Comparing supply with demand to understand under-play and under-use / over-play and under-provision;
- ▶ Other key demand issues and comments;

FUTURE DEMAND AND TESTING OPTIONS (SCENARIOS)

- ▶ Sites "in the pipeline" or planned (commitments);

¹ See Appendix 4 for further details.

- ▶ Key future opportunities (such as those from new large scale development and club aspirations);
 - ▶ Other key future demand issues and comments;
 - ▶ Projecting and quantifying future demand and needs (using trends, market segmentation, active people survey, participation targets, team generation rates, aspirational growth figures, educational needs, alternative format demand (e.g. small-sided football)).
- 1.10 For each of these analysis areas, information and data is set out for each sub-area and the study area as a whole, with key information also presented for sites with community use and those with secured and unsecured community use.
- 1.11 It is important to recognise that this analysis and assessment does not consider commercial or competitive issues, but takes an evidenced, fact-based strategic look at provision and existing and future needs and demand.

Responsibility for delivering improved and additional pitches and facilities

- 1.12 The assessment identifies both shortfalls in existing provision and demands and needs of sports in the period to 2021. While the development of the Strategy has been commissioned by Swindon Borough Council this does not suggest that any additional pitches or facilities proposed to fill identified shortfalls or future provision must be funded and / or delivered and / or maintained by the local authority. The nature of sports facility and pitch provision has changed over the last decade or so with the role of local authorities now moving away from that of a provider and operator of facilities to that of a facilitator and enabler.
- 1.13 In Swindon, this seems likely to continue to be the case with the proposed transfer of some pitch assets to Parish Councils, both existing and newly constituted in April 2017, and with some pitches with secure use falling under the control of other providers.
- 1.14 New pitches and facilities are most likely to be provided in partnership by local authorities, sports organisations, national sports governing bodies, the education sector / establishments, clubs, businesses and operators, or more commonly by a combination of one or more of these. The local authority will play a key enabling and co-ordination role in planning for and delivery of new pitches and facilities across the Borough, as (it seems likely) will some Parish Councils.

Sources of Information

- 1.15 The assessment presents the summary of and findings from the gathering of evidence which comprises playing pitch non-technical (visual) audits, extensive consultation with pitch providers and users, a data profile of key statistics and a review of plans, strategies and other literature. In turn, this assessment informs the strategy and action plan which will be used to guide the delivery of changes recommended as a result of the assessment.
- 1.16 The information and data used in the assessment was collected by Borough Council officers over a period of 12 months during 2016 to ensure that data could be captured for all sports and pitch types in the typology during the season when the sports are played.
- 1.17 The evidence base, which informs this assessment, is formed by a “folder” of information, much of it set out in a detailed MS Excel file and which is therefore not reproduced in full “on paper”. This is set out below. However, summary material from the evidence base is used to develop the assessment of each pitch type and sport.

Figure 1.2: Sources of Information



			D (part)		
PPS Step →	Steps 1 (part), 2, 3 and 4 (part)		Steps 4 (part), 5, 6 and 7 (part)		Steps 7 (part) and 8
Component Parts →	Detailed supply, demand and key issues (spreadsheet) Consultation results (surveys) Sports data Non-technical pitch audits (spreadsheet) Review of plans, strategies and other literature Steering Group members (dialogue)		Assessment Report (<i>this report</i>)		Strategy & Action Plan (Framework)

Consultation

- 1.18 While surveys sent to clubs and providers provided a key source of information about pitches, ancillary facilities and other key issues, wider consultation has been undertaken by Borough Council officers in line with requirements of stage B of the PPS methodology. In order to gain a full understanding of wider issues, various key stakeholders (based on a list agreed between Swindon Borough Council and the Steering Group) were contacted for their views on key issues in the Borough. For some sports, a number of face-to-face interviews were also conducted to provide additional information on key issues. Local knowledge from NGB contact with clubs has also been a key part of the information gathering process. All clubs sent a survey were given the opportunity to contact the lead consultant to discuss issues further if they wished. All views provided during this process have been documented in the detailed supply, demand and key issues spreadsheet provided to the consultant by Borough Council officers.
- 1.19 A full list of those consulted outside of the survey process is set out in an appendix.
- 1.20 Following the drafting of this assessment report, further consultation took place on the assessment report and draft strategy during summer and autumn of 2017.

Steering Group

- 1.21 The study has been overseen by a steering group which has provided comments on and helped to shape the outputs of the study. The group's members have also played a key role in providing comments on pitch and sport specific key issues and verifying data and information. NGBs have played a key role, in particular, in helping to gather relevant data and information as set out in their commitment for support in the PPS guidance. The steering group has been chaired by officers from Swindon Borough Council and its members are as follows.

Figure 1.3: Steering Group Members

Organisation	Named Representative(s) on Steering Group
Swindon Borough Council	Amy Colbran
	Angela Clack
	Martin Hambidge
	David James
	Gladys Barr
Sport England	Vicky Aston
Rugby Football Union	Jon Bendle
	Alan Low
Football Association	Dylan Evans

Organisation	Named Representative(s) on Steering Group
Wiltshire County Football Association	Mark Young
England Hockey	Verity Langfield
Wiltshire Cricket Board	Pete Sykes
England Cricket Board	Tim Nicholls (until December 2016) Tim Masters (from January 2017) Neil Higginson (from June 2017)
Swindon Sports Forum	Gerry Hannon and David Bell
Rugby Football League	Carol Doran (until March 2017) John McMullen and Marc Lovering (after March 2017)
Stuart Todd Associates Ltd.	Stuart Todd

Study Area

- 1.22 The study area for the Swindon Playing Pitch Strategy is the whole of the Swindon borough, as shown on the map below.

Sub-areas

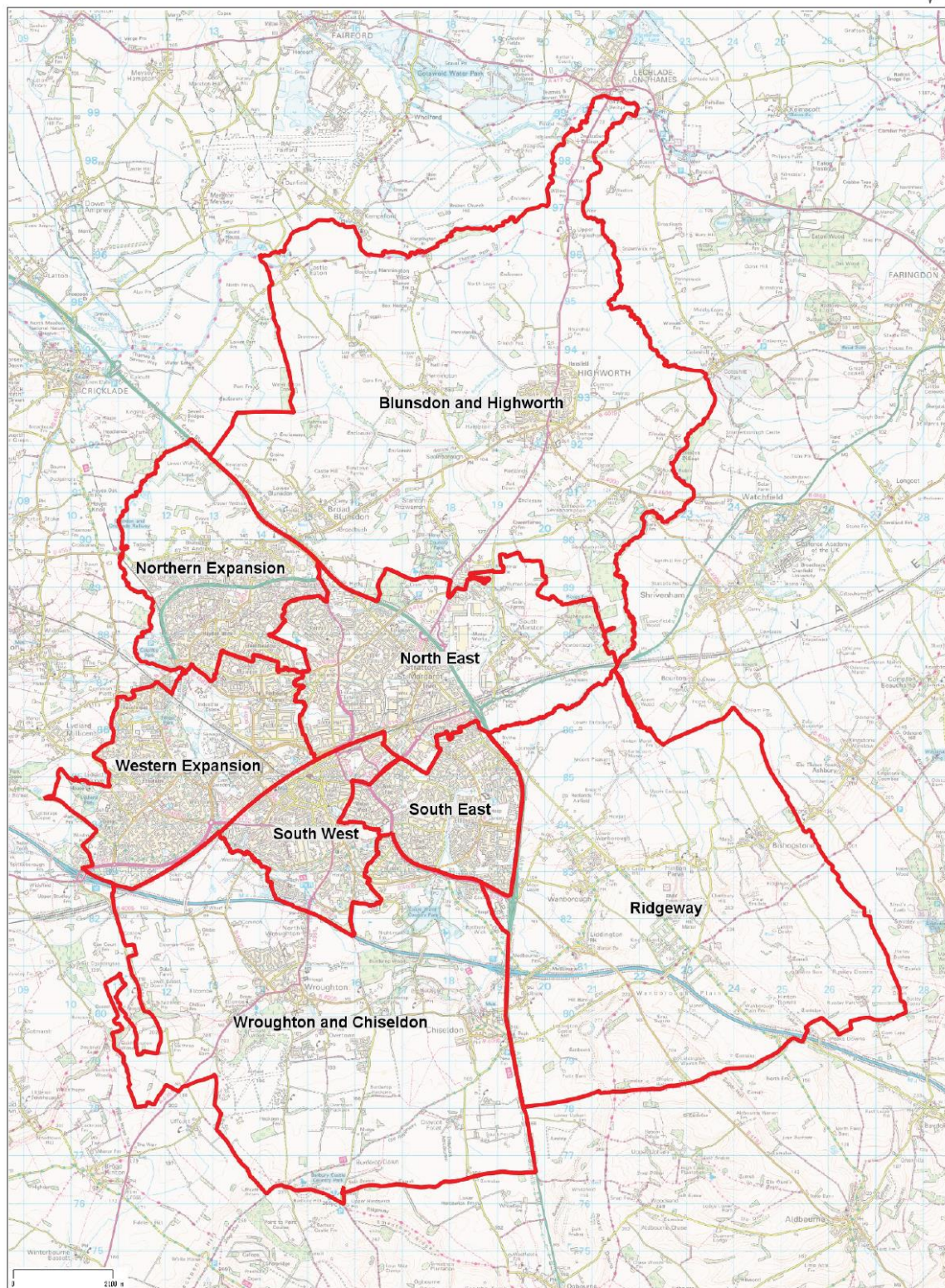
- 1.23 Much of the data on pitches is listed and broken down into sub-areas within the Borough. This has been done to help provide more localised assessment than that provided at a Borough-wide scale. The sub areas were proposed and agreed by Borough Council officers. They comprise aggregations of parished and proposed new parished areas. The study area and sub areas are set out in the following map. More detailed maps sub areas are shown in an appendix to this report.

Figure 1.4: Study Area and Sub Areas

Stuart Todd **Associates**
planning | policy | strategy | partnership

Swindon Borough PPS Sub Areas

Planning Edge



Date Created: 18-1-2017 | Map Centre (Easting/Northing): 418582 / 187656 | Scale: 1:104606 |

Notes: in this strategy, the Northern Expansion and Western Expansion sub-areas are often abbreviated to “Northern” and “Western” respectively.

Sport England's Playing Pitch Calculator

- 1.24 The PPS guidance and Sport England no longer supports the use of provision standards for grass pitches. However, in order to support local authorities in responding to new development proposals, it has produced a new playing pitch calculator, which can be used to understand grass pitch requirements for football, rugby and cricket and artificial pitch requirements for hockey. The calculator is based on requirements for peak demand. At the time of drafting this assessment report, the calculator is available only in draft form and Sport England expects an official version to be made available to local authorities in early 2018.
- 1.25 The calculator focuses on requirements for pitches and associated costs relating to new development and is a tool that local authorities are best using when outline proposals for new development sites are known, most likely at the pre-application stage when a local authority is asked to provide information on section 106 and/ or CIL requirements and other infrastructure requirements relative to the development. A technical discussion paper is appended to this assessment report which tests some scenarios using the calculator (although only for Borough-wide requirements). It is appropriate to steer users of the strategy away from reliance simply on use of the new calculator alone and more towards a focus on utilising figures produced through the tool as baseline numbers which need to be "grounded" by setting them alongside the strategy and assessment report to understand real and likely projected need and demand in the area of the development relative to each pitch sport. Use of calculator figures on their own are likely to mask the real picture of supply and demand and need for provision in a given area. Therefore, the figures produced by the calculator should not be used in isolation and are only a starting point.

Accessibility

- 1.26 Accessibility is an important issue, both for able-bodied people and those with a disability and local authority and other owners, managers and providers of facilities and pitches should respond positively to their responsibility to ensure that good access is maintained.
- 1.27 This assessment and the audits which form the evidence which underpin the strategy have identified the existing facilities and pitches where there is a need to improve accessibility. Borough Council officers have the records from the detailed audits undertaken by their staff during the assessment process which can be used as a basis for establishing a programme of scheduled improvements.
- 1.28 All new facilities should be designed so that there is good accessibility and should follow design and access requirements for access outlined by the appropriate Building Regulations (Part M) and the Equality Act 2010². This will be a requirement on all new developments enforced through the planning system and building control processes overseen by the Council as local planning authority and responsible authority for enforcing building regulations.
- 1.29 The importance of access goes beyond physical access to facilities and pitches to, for example, good coaching, joining clubs or getting informal access, ease of booking, an understanding of availability of facilities to play sport and provision of affordable sports opportunities. These issues are covered by this assessment and the principles and policy statements set out in the strategy.

Community Access

- 1.30 The PPS audit stage of the strategy's development has identified pitches both which have community use or access and those which have not. It is important to understand the balance of

² See <http://www.planningportal.gov.uk/buildingregulations/approveddocuments/partm/approved#Download> and the NHBC guidance note here <http://www.nhbc.co.uk/Builders/ProductsandServices/BuildingControl/documents/filedownload.40529.en.pdf> for further information on the accessibility and Building Regulations (Part M).

supply between the two and understand any opportunities to gain access to pitches currently without any community access.

- 1.31 Pitches which have no access for the community as a whole can act as a constraint on supply. As they tend to be in private ownership or are in place for use by specific users (for example, on school sites) they cannot be counted in the assessment as a main part of supply from which the community gains a benefit. While some of these pitches can be opened up by their owners, without community use agreements in place which secure a certain number of hours of use for the public in a week, their use can be at risk of being discontinued at any time.
- 1.32 Owners of pitches do not have to open them up for community use. At the time of this assessment, no pitches currently without community access are planned to be opened up for community use by their owners. This is not to say that they do not play an important role (as their primary benefit is usually for a specific group of users) and protecting their use for their intended users can help to retain quality for those users when opening them up to wider community use could compromise their quality.
- 1.33 However, a number of schools expressed interest in making pitches available to public or community access if enquiries were made subject to improvements to the pitch or ancillary facilities, although there is a basic condition for schools (which applies to state run, Academy and independent schools) that the first priority for use is for pupils / students. Schools will not normally (understandably) compromise the quality of their pitches or reduce the time available for pupils / students to use their pitches. Schools also often have concerns about safeguarding children's safety if use is a possibility on weekday evenings.

Artificial Grass Pitches

- 1.34 Artificial Grass Pitches or AGPs provide an opportunity for playing a variety of sports, being predominantly used for hockey and football, with some types of surface becoming suitable for rugby (where they meet the World Cup 22 standard³). They provide a playing surface which retains its quality over the long-term (for around 5-10 years) after being built and because of the robustness of the surface can be used constantly throughout the day, 7 days a week. Comparatively, grass pitches cannot be used very frequently without their condition deteriorating, unless maintained to a very high standard at high cost. However, that is not to say that AGPs are completely maintenance free and it is important that they are properly maintained to ensure their long term use without frequent refurbishment or relaying⁴. Most AGPs are located at leisure centres, commercial sports clubs, schools or club facilities which means that there is control over their accessibility and therefore quality and security. While they can be used as indoor or outdoor pitches, they are most commonly used as outdoor pitches.
- 1.35 This report sets out the assessment of AGPs in the hockey and football sections, given that the AGPs in the Borough are predominantly used for one of these sports. Where an AGP is used for both hockey and football, it is referenced under both sports' assessments.
- 1.36 The assessment of AGPs makes use of a number of sources of data which paint part of the picture of demand and need. As with other pitch sports in this assessment, AGP use and need is examined through the picture of supply, demand and quality, but also through the application of other tools to help determine an appropriate balance between supply and demand, such as the facilities planning model used by Sport England (a spatial supply – demand modelling tool) and Sport England's Sports Facilities Calculator (which is used to help understand potential basic demand arising from resident populations), although both tools have their limitations.

³ World Cup 22 relates to the standard required of artificial turf for rugby. See http://www.irb.com/mm/document/lawsregs/regulations/04/21/57/42157_pdf.pdf for the full regulation. Further guidance from the RFU on artificial surface use for rugby can be found here http://www.englandrugby.com/mm/Document/General/General/01/31/87/88/GuidetoAGPs_English.pdf

⁴ The FA, for example, recommends a c.£25,000 per annum "sinking fund" to pay for such maintenance.

Defining Artificial Grass Pitches

- 1.37 This assessment considers full size artificial grass pitches used for hockey and football and dedicated small pitches used predominantly for small sided informal football (such as 5, 6 or 7-a-side games). Sport England has produced guidance⁵ on the various surface types and dimensions required for pitches to accommodate sports. The most common pitches used are 3G used mainly for football⁶ (but can also be used for rugby if the pitch meets the World Cup 22 standard) and sand dressed, sand based, shock pad mat and water filled 'short-pile' favoured for hockey. While the FA sanctions match play on 3G surfaces, it does not test sand surfaces for football. However, many teams remain reliant on use of sand surface AGPs for training.
- 1.38 The FA recommends provision of 3G to the following performance standards:
- ▶ Construction Quality – Ensure the pitch is constructed to the FIFA Quality Concept for Football Turf – FIFA Quality (old FIFA 1*) accreditation or equivalent International Match Standards (IMS) as a minimum and meets the recommend pitch size of (including run-offs) 100x(106m) x 64m(70m).
 - ▶ Testing – That the 3G pitch is tested and subsequently FA registered on completion and then every three years for grassroots football, Step 7 and below, and every 1 year for football in the National League System Step 6 to 3⁷. This will enable the 3G to be used for league matches and therefore help the 3G pitch to be used to its maximum potential by programming matches at peak times.
- 1.39 England Hockey has a policy on the use of the different types of AGP surface, which is reproduced in Figures 7 and 8 below. The preference tends to be for sand or water filled short pile (25mm) surfaces.

⁵ See <http://www.sportengland.org/facilities-planning/tools-guidance/design-and-cost-guidance/artificial-sports-surfaces/>

⁶ The preferred surface for football is 60 mm 3G. Since the 2014/15 season, pitches have needed to be on a FA 3G register for teams to be able to play competitive fixtures (step 7 down).

⁷ For further information on the FA's steps, see the football section of this report, and the following links on the FA website - <http://www.thefa.com/get-involved/player/clubs-leagues/league-steps-1-7> and <http://www.thefa.com/womens-girls-football/leagues-and-competitions>

Figure 1.5: England Hockey AGP Policy

Category	Surface	Playing Level	Playing Level
England Hockey Category 1	Water surface approved within the FIH Global/National Parameters	Essential International Hockey- Training and matches.	Desirable Domestic National Premier competition Higher levels of EH Player Pathway Performance Centres and upwards
England Hockey Category 2	Sand dressed surfaces within the FIH National Parameter	Essential Domestic National Premier competition Higher levels of player pathway: Academy Centres and Upwards	Desirable All adult and junior League Hockey Intermediate or advanced School Hockey EH competitions for clubs and schools (excluding domestic national league)
England Hockey Category 3	Sand based surfaces within the FIH National Parameter	Essential All adult and junior club training and league Hockey EH competitions for clubs and schools** Intermediate or advanced schools hockey	Desirable
England Hockey Category 4	All long pile (3G) surfaces	Essential None	Desirable Lower level hockey (Introductory level) when no category 1-3 surface is available. *

* We would recommend an appropriate ball to meet the standards of the player and the surface

** EH school competition provision is likely to change in September 2017 when this guidance may be updated. It is likely that some lower levels of competitive school hockey provision within the EH competition structure will be allowed on 3G AGPs.

Figure 1.6: England Hockey AGP Policy (Other Surfaces)

Other Surfaces

As the policy is based on player experience there are obviously other surfaces such as grass and macadam on which hockey can be played. Whilst these are not the preferred surfaces for a higher standard of competitive hockey they are perfectly suitable for introductory or less competitive play. As with participation on any surface a suitable risk assessment is advised to be undertaken to ensure the provider of the activity does not assume any liability.

Source: EH "Artificial Grass Playing Surface Policy", July 2016

- 1.40 The different surface requirements of hockey and football make it difficult for teams to share use, although informal use can be made for football on sand filled pitches if necessary as stated above. A better match for use of AGPs is between football and rugby as the surface requirements are similar.

Degree of Site Protection

- 1.41 It is important to establish the degree of protection of a pitch. This can be provided through a variety of methods such as legal means (for example, a covenant), planning condition on a permission, planning policy, or through ownership by a local authority, charity or Trust. Or it could be a combination of several of these factors.

National Planning Policy Framework

- 1.42 The National Planning Policy Framework (NPPF) sets out the Government's planning policies which provide, alongside various legislation, the 'rules' of the planning system. It sets out a 'golden thread' for the planning system which should respond positively to help achieve the delivery of sustainable development. Paragraph 14 states:

14. At the heart of the National Planning Policy Framework is a **presumption in favour of sustainable development**, which should be seen as a golden thread running through both plan-making and decision-taking.

For **plan-making** this means that:

- local planning authorities should positively seek opportunities to meet the development needs of their area;
- Local Plans should meet objectively assessed needs, with sufficient flexibility to adapt to rapid change, unless:
 - any adverse impacts of doing so would significantly and demonstrably outweigh the benefits, when assessed against the policies in this Framework taken as a whole; or
 - specific policies in this Framework indicate development should be restricted.⁹

For **decision-taking** this means:¹⁰

- approving development proposals that accord with the development plan without delay; and
- where the development plan is absent, silent or relevant policies are out-of-date, granting permission unless:
 - any adverse impacts of doing so would significantly and demonstrably outweigh the benefits, when assessed against the policies in this Framework taken as a whole; or
 - specific policies in this Framework indicate development should be restricted.⁹

Paragraph 14 NPPF footnote numbers:

⁹ For example, those policies relating to sites protected under the Birds and Habitats Directives (see paragraph 119) and/or designated as Sites of Special Scientific Interest; land designated as Green Belt, Local Green Space, an Area of Outstanding Natural Beauty, Heritage Coast or within a National Park (or the Broads Authority); designated heritage assets; and locations at risk of flooding or coastal erosion.

¹⁰ Unless material considerations indicate otherwise.

- 1.43 Within this context, section 8 of the NPPF "Promoting Healthy Communities" includes policy relating to playing pitches and policies relating to pitches' wider context as social, cultural and recreational assets. It states that the "...planning system can play an important role in facilitating social interaction and creating healthy, inclusive communities..." and raises the importance of promoting high quality public space (paragraph 69). It also sets out a need for planning policies and decisions to plan positively for community needs (paragraph 70) which include sports facilities and venues which, it can be assumed, relate to playing pitches and any ancillary facilities located alongside them.

70. To deliver the social, recreational and cultural facilities and services the community needs, planning policies and decisions should:
- plan positively for the provision and use of shared space, community facilities (such as local shops, meeting places, sports venues, cultural buildings, public houses and places of worship) and other local services to enhance the sustainability of communities and residential environments;
 - guard against the unnecessary loss of valued facilities and services, particularly where this would reduce the community's ability to meet its day-to-day needs;
 - ensure that established shops, facilities and services are able to develop and modernise in a way that is sustainable, and retained for the benefit of the community; and
 - ensure an integrated approach to considering the location of housing, economic uses and community facilities and services.

1.44 Paragraphs 73 and 74 go further in relation to sport specifically and provide the basis of and justification for an up-to-date assessment of playing pitch provision and an associated strategy. They include important reference to the role of facilities and pitches to health and wellbeing and provide the policy 'hook' on which planning policies, backed up by an up-to-date assessment of need, can be developed.

73. Access to high quality open spaces and opportunities for sport and recreation can make an important contribution to the health and well-being of communities. Planning policies should be based on robust and up-to-date assessments of the needs for open space, sports and recreation facilities and opportunities for new provision. The assessments should identify specific needs and quantitative or qualitative deficits or surpluses of open space, sports and recreational facilities in the local area. Information gained from the assessments should be used to determine what open space, sports and recreational provision is required.
74. Existing open space, sports and recreational buildings and land, including playing fields, should not be built on unless:
- an assessment has been undertaken which has clearly shown the open space, buildings or land to be surplus to requirements; or
 - the loss resulting from the proposed development would be replaced by equivalent or better provision in terms of quantity and quality in a suitable location; or
 - the development is for alternative sports and recreational provision, the needs for which clearly outweigh the loss.

National Planning Practice Guidance

1.45 The Government's Planning Practice Guidance helps the policies in the NPPF to be interpreted and appropriately applied through a series of question and answers for various topics. The guidance refers to Sport England guidance in relation to assessing needs for sport and offers advice on how open space should be taken into account in planning (Paragraph: 001, Reference ID: 37-001-20140306, Revision date 06-03-14). This is reproduced below.

How should open space be taken into account in planning?

Open space should be taken into account in planning for new development and considering proposals that may affect existing open space (see [National Planning Policy Framework paragraphs 73-74](#)). Open space, which includes all open space of public value, can take many forms, from formal sports pitches to open areas within a development, linear corridors and country parks. It can provide health and recreation benefits to people living and working nearby; have an ecological value and contribute to green infrastructure (see [National Planning Policy Framework paragraph 114](#)), as well as being an important part of the landscape and setting of built development, and an important component in the achievement of sustainable development (see [National Planning Policy Framework paragraphs 6-10](#)).

It is for local planning authorities to assess the need for open space and opportunities for new provision in their areas. In carrying out this work, they should have regard to the [duty to cooperate](#) where open space serves a wider area. Guidance on Local Green Space designation, which may form part of the overall open space network within an area, can be found [here](#).

 Revision date: 06 03 2014

Swindon Borough Council Planning Policies

- 1.46 The most relevant planning policies relating to the protection and provision of playing fields and pitches are contained within the Swindon Borough adopted Local Plan 2026.
- 1.47 Local Plan policies CM2 “Active, Healthy and Safe Lifestyles”, CM3 “Integrating Facilities and Delivering Services”, and EN3 “Open Space” are reproduced below and are the most relevant to playing pitches.

Policy CM2: Active, Healthy and Safe Lifestyles

a. Active, healthy and safe lifestyles will be enabled by:

- increasing opportunities to walk and cycle and encouraging more sustainable travel choices;
- increasing access to green spaces to promote health and mental wellbeing;
- designing out crime and designing in health;
- the provision of open space, sports and leisure facilities;
- the protection and improvement in the stock of playing pitches;
- the provision of cultural, health, fire, police, faith and multi-use community facilities; and
- Increase opportunities to experience and engage with nature.

b. To meet demand, promote sporting participation and achievement, the following will be enabled:

- measures to increase the capacity and quality of existing sports centres;
- the provision of new sports centres;
- the development of a network of sporting centres; and

- the co-location of sports centres with schools.
- c. To improve the cultural offer in Swindon Borough the following will be enabled:
- the development of a cultural quarter in Swindon Central Area as a focus for cultural activities;
 - the promotion of Swindon Central Area as a key centre for the arts and creative industries; and
 - the enhancement of tourism and cultural venues to help sustain their viability, particularly:
 - The Wyvern Theatre;
 - The Steam Museum;
 - The Science Museum at Wroughton;
 - The Swindon & Cricklade Railway; and
 - The Wilts & Berks Canal.
- d. Proposals for the redevelopment of Swindon Town Football Club at the County Ground will be supported where they deliver enhanced facilities and do not conflict with Town Centre regeneration.

Policy CM3: Integrating Facilities and Delivering Services

- a. Increased local and integrated service delivery will be supported in conjunction with local communities, particularly:
- flexible multi-use buildings in public and community ownership;
 - co-location of sports centres and playing pitches with schools;
 - agreements to use schools and other public buildings for community use;
 - co-location of doctor, dentist and pharmacy facilities; and
 - to share and integrate police, fire and ambulance facilities.
- b. To meet the long-term health, social care and emergency service needs in the Borough and the wider population the following will be enabled:
- expansion of the Great Western Hospital as required;
 - enhanced and new social care and local healthcare facilities; and
 - a reorganisation of existing fire infrastructure and provision of new fire stations.

Policy EN3: Open Space

- a. Residential development shall provide or contribute towards public open space in line with open space standards as set out at Appendix 3, including:**

- children and teenager's play areas;
- outdoor sports facilities;
- general recreational areas; and
- allotments.

Residential development of 25 dwellings or more should provide open space on site.

- b. Public open space assets defined on the Policies Map will be protected from development unless:**

- it can be demonstrated that alternative provision can be made locally of equivalent or better size, quality and accessibility; or
- the proposed development is ancillary to the main use of the site and protects its public open space function; or
- the proposed development is subject to an open space appraisal to ensure it does not adversely affect local needs and/or existing quality of open space within the area in accordance with the Council's Standards, as set out in Appendix 3 and in the most recent Open Space Audit and Assessment; or
- when assessed against the open space appraisal, the proposed development provides community benefit which outweighs the loss of open space.

- 1.48 Open space standards set out the requirements for the provision of playing pitches in the Borough (extracts from Appendix 3 of the Local Plan are reproduced below). Playing pitches are further defined in the appendix as areas "...formally laid out and maintained for organised sports (generally football, rugby, cricket or hockey). This includes clearance zones around the playing area."

Appendix 3: Open Space Standards

The standards for open space support Policy EN3 of the Swindon Borough Local Plan. They are also detailed in the Open Space Audit and Assessment (Update 2014) which assesses the quantity, quality and accessibility of all public open space in the Borough.

Quantity

For the purposes of assessing the overall quantity of open space provision the standard of 3.2 hectares per 1000 population will be used as set out below:

Category of Open Space	Definition	Requirement
Children and Teenager's Play Areas	All equipped children's play areas, skateboard parks, outdoor basketball goals and similar facilities.	0.3 Hectares (0.75 Acres/1000 population)
Outdoor Sports Facilities	Includes all outdoor sports facilities whether naturally or artificially surfaced e.g. playing pitches, bowling greens and tennis courts.	1.6 Hectares (4 Acres/1000 population) of which 1.2 Hectares (3 acres/1000 population) is playing pitches
General Recreational Areas	All areas of public open space which have a significant recreational function but do not fall in the above categories e.g. parks and gardens, amenity areas, accessible wildlife areas.	1 Hectare (2.47 Acres/1000 population) of which 0.5 Ha should be suitable for children's informal play
Allotments	An area containing allotment plots which the occupier for the purpose of producing fruit or vegetables for consumption by individuals and family wholly or mainly cultivates. Allotments are defined more precisely by the Allotments Act 1922.	0.3 Hectares (0.75 acres/1000 population)

Quality

Type of Open Space Provision	Quality Standards
Children's and Teenager's Play Areas	NPFA Six Acre Standard - Locally Equipped Area for Play and Neighbourhood Equipped Area for Play Swindon Local Landscaped Area for Play (LLAP) - Fields in Trust (FIT) 2008
Outdoor Sports Facilities	Local standards based on Sport England guidance
General Recreational Areas	Local standard
Allotments	Local standard

Accessibility

Type of Open Space	Accessibility
Local Equipped Area for Play (LEAP) Swindon Local Landscaped Area for Play (LLAP) Neighbourhood Equipped Area for Play (NEAP)	250 metres (approx. 5 Minutes walking time) 250 metres (approx. 5 Minutes walking time) 500 metres (approx. 15 Minutes walking time)
Outdoor Sports Facilities	600 metres for junior pitches (15 Minutes walking time) 20 Minute drive time for adult sports facilities.
Local Open Spaces	500 metres
Major Open Spaces 2 to 20 Hectare sites Greater than 20 Hectare sites	2 km 5 km
Allotments	600 metres

- 1.49 Spatially, the following policies include requirements for the provision of open space (which could include playing pitches) and / or playing pitches as part of new development:
- ▶ Policy NC1 - Wichelstowe
 - ▶ Policy NC3: New Eastern Villages - including Rowborough and South Marston Village Expansion
 - ▶ Policy NC4: Tadpole Farm
 - ▶ Policy NC5: Kingsdown (East of the A419)

Neighbourhood Plans

- 1.50 Neighbourhood plans are statutory development plans which can be prepared by parish and town councils and neighbourhood plan forums in unparished areas. They provide a layer of local detailed planning policy within the context of national and Borough planning policies.
- 1.51 In Swindon, the following parishes are developing or have produced (i.e. the plan is “made”) a neighbourhood plan. (The stage at which the plans have reached in February 2017 are stated in brackets.⁸)
1. Wroughton Neighbourhood Plan (made 2016)

⁸ According to

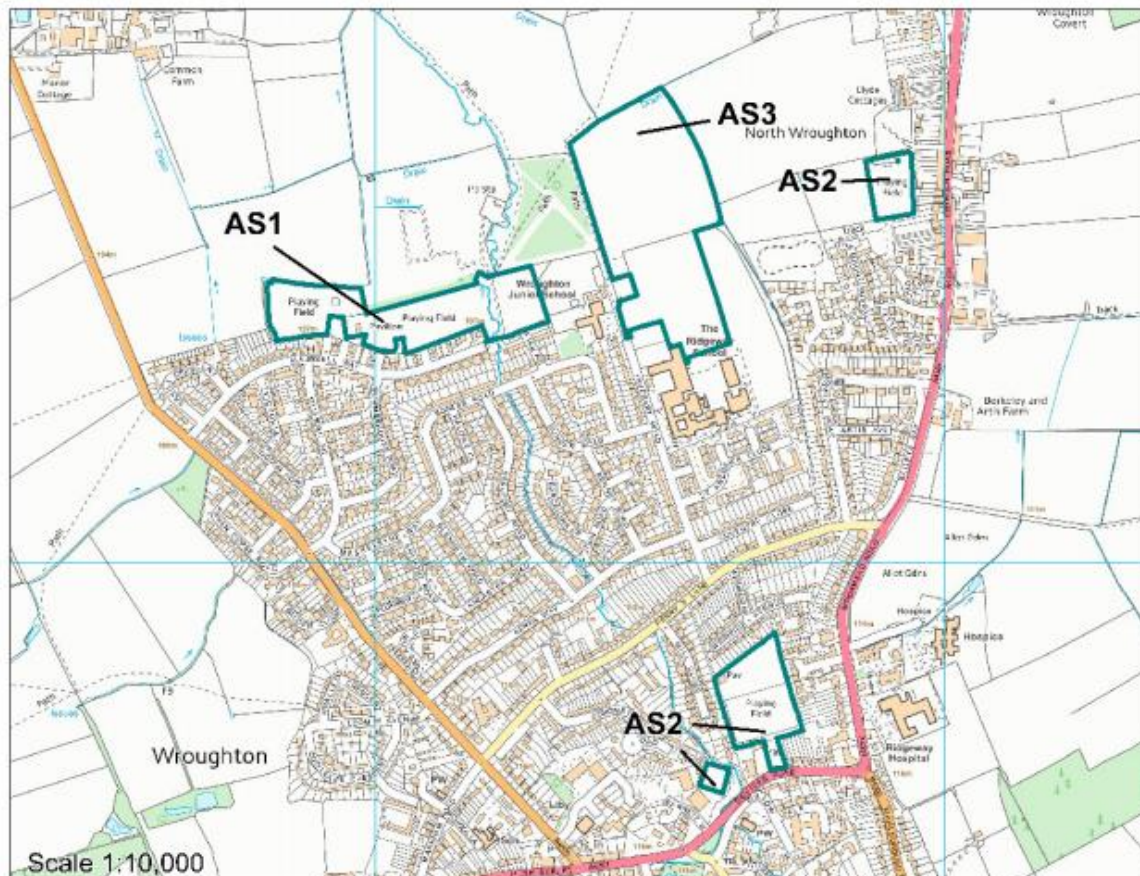
http://www.swindon.gov.uk/info/20113/local_plan_and_planning_policy/650/neighbourhood_planning/2 on 15th February 2017

2. South Marston Village (Examination held))
3. Highworth (Examination held)
4. Wanborough (pre-submission)
5. Hannington (pre-submission)
6. Blunsdon St Andrew – east (underway)
7. Stratton St Margaret (underway)

- 1.52 The policies in the adopted (made) and submitted plans listed above which particularly relate to playing pitches are reproduced below. **It should be noted that policies from submitted plans remain subject to change until plans are “made” and Examiners’ Reports have suggested revisions to the Highworth and South Marston neighbourhood plan policies set out below.**

Wroughton Neighbourhood Plan (made)

Objectives	Policy Index
<ul style="list-style-type: none"> ■ Improve the attractive open spaces which are accessible to all and protected from potential development; ■ Protect and improve the sports facilities to ensure that there are sufficient facilities with a wide range of sports to cater for all ages; ■ Protect and improve the play areas so that there are sufficient play areas to meet the needs of all young people from toddlers to teenagers; ■ Protect and improve the health and community facilities; ■ Encourage a thriving retail offer within Wroughton; ■ Protect and improve the bus services so they provide an attractive alternative to less sustainable forms of transport; ■ Protect the options for Wroughton's education community to develop a campus bringing together the Infant School and Junior School on one site. 	AS1: Retention and enhancement of the sports, leisure and community uses of the open space north of Maunsell Way and Falkirk Road will be supported.
	AS2: Retention and enhancement of the sports and leisure uses of the open spaces at Weir Field, North Wroughton and the Bowling Green will be supported.
	AS3: Should opportunities be presented, the further improvement and consolidation of schools’ facilities, in the style of a campus, would be supported at the indicative location shown on the map. The location is indicative only because a substantial feasibility study and full public consultation would necessarily precede any firming up of the boundaries of the site required and the balance between built and open space uses.
	AS4: Public transport which conveniently links Wroughton to Swindon, the Great Western Hospital and other towns in Wiltshire will be supported.
	AS5: The provision of community sports and related facilities at suitable locations within the immediate vicinity of Alexandra Park, Thorney Park, Langton Park and Beranburh Field will be supported.



© Crown Copyright. All rights reserved. Swindon Borough Council 100024296 2016

South Marston Village Neighbourhood Plan (submitted)

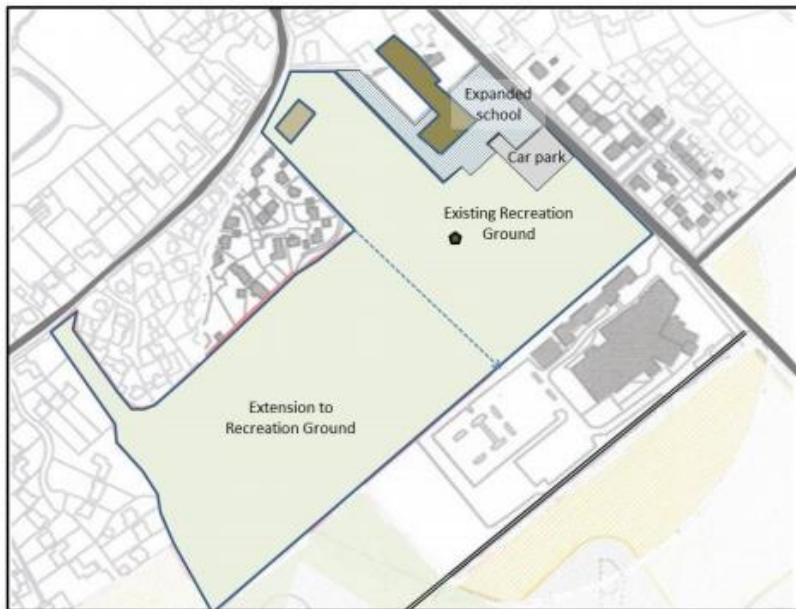
NP POLICY 3 – VILLAGE CENTRE *The field to the south west of the current recreation ground as shown on Plan 4 will be designated as public open space. This, together with the existing Recreation Ground and school will provide an attractive 'Village Centre' for the recreation, education and enjoyment of village residents. It will be environmentally attractive with community facilities to include the following:*

- the expanded primary school
- a new village hall and car parking
- community sports pitches and a new sports pavilion
- a tarmac surfaced Multi-Use Games Area (MUGA)
- additional open space for informal play and outdoor recreational facilities suitable for all age groups and physical abilities, to include outdoor space for use by the primary school
- a retail outlet at or adjacent to the new village hall to meet day to day retail needs
- landscaped areas and views out, particularly towards the Downs and Church to encourage walking and general leisure uses.

The location and layout of the Village Centre will encourage access on foot/by cycle and minimise traffic on Old Vicarage Lane.

The area should be transferred to Parish Council ownership to manage and maintain as an attractive location for the benefit of all village residents.

Plan 4: The expanded public open space in the new Village Centre



Highworth Neighbourhood Plan (submitted)

Policy 12: Community infrastructure priorities to be funded from Developer Contributions

Financial contributions received by the Neighbourhood Partnership from the LPA on developments within the NP area will be allocated to Community priorities agreed at the time, and may include but not exclusively the projects listed below:-

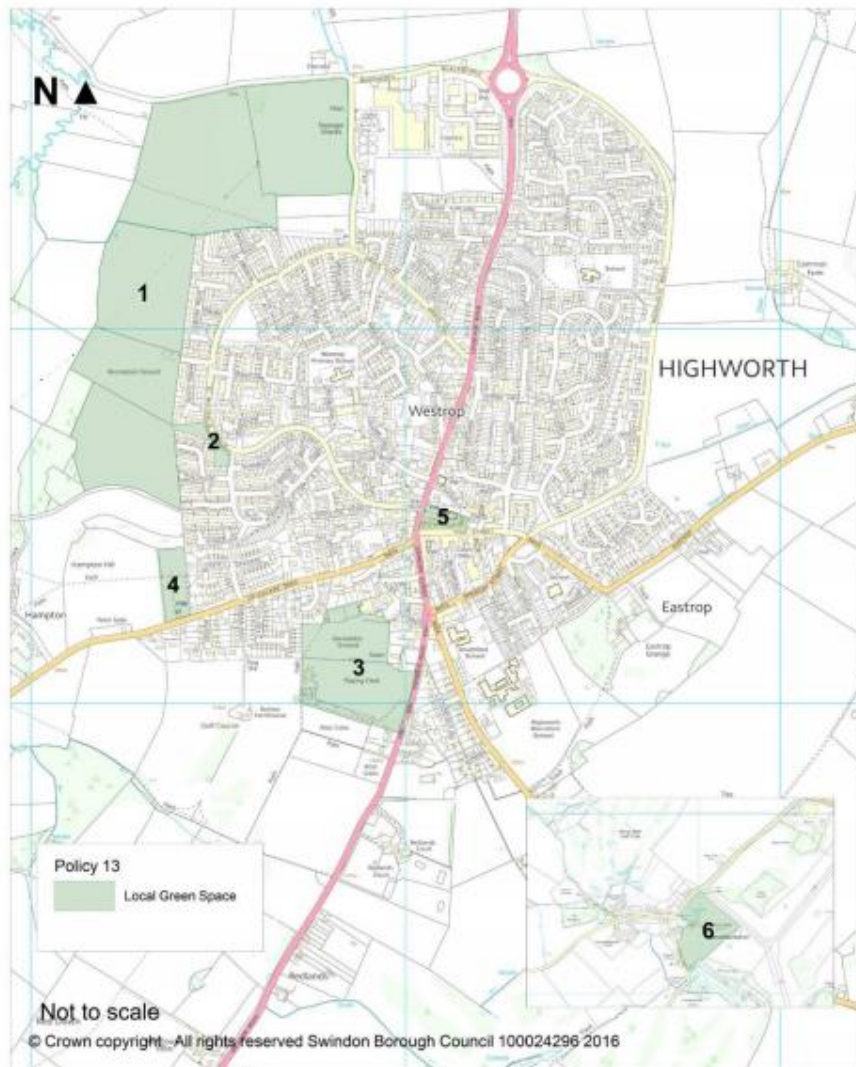
- Town Centre Regeneration Feasibility Study and follow on works.
- Public Lavatories
- Podium
- Fox Roundabout & Town Gardens improvements
- Cemetery Extension
- Swindon Street
- Environmental Improvements to Gilbert's Lane
- CCTV in the High Street.
- Cycle facilities
- Children's play areas
- Other open space improvements

Policy 13: Local Green Spaces

The following areas shown on Figure 13 are designated as Local Green Space:

1. Pentylands Country Park
2. Village Green
3. Recreation Ground Upper and Lower Fields
4. Cemetery
5. Highworth Parish Church Churchyard
6. Sevenhampton Churchyard

Development on Local Green Space will not be permitted unless it preserves and enhances the existing use and community value.

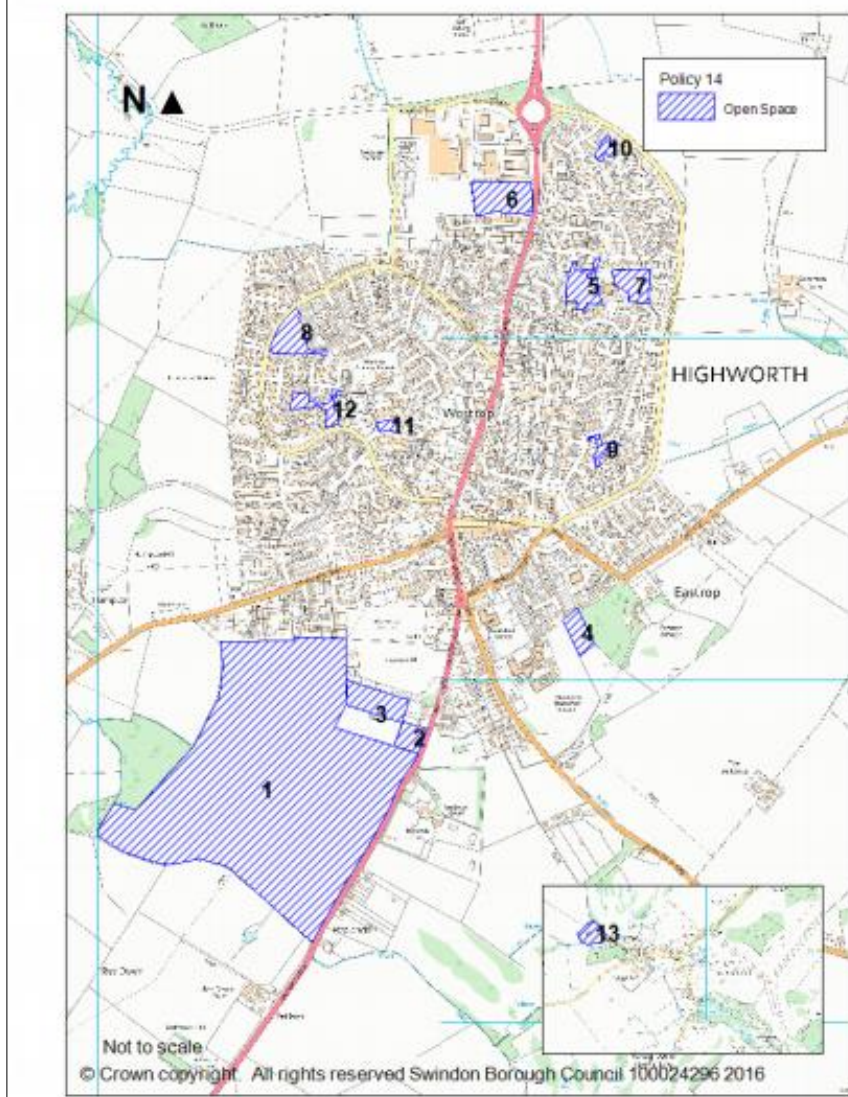


Policy 14 Open Space

Development that results in the loss of, or harm to, the following areas of Open Space as shown on figure 14 will not be permitted unless the community would gain equivalent benefit from the provision of suitable replacement open space or gain significant social or environmental benefits from an alternative facility:

1. The Golf Course
2. Swindon road allotments
3. Allotments adjacent to Highworth Golf Complex
4. Park Avenue Allotments
5. Haresfield Play Area
6. Crane Furlong Recreation ground
7. Highworth Community Centre Playing field
8. The Triangle
9. Priory Green
10. Sevenfields Entrance
11. Newburgh Open Space
12. Home Farm Green Space
13. Sevenhampton Cricket Ground

Figure 14: Open Space in Highworth Parish



- 1.53 It is important of the developing playing pitch strategy to be cognisant of the progress and policy content of these plans, both those made and those in progress / development. Such plans can play an important role in helping to protect and enhance existing pitches and facilities and in providing policy support for new pitches and facilities.
- 1.54 At the time of drafting this assessment report, areas with an adopted (or “made”) Neighbourhood Plan can receive up to 25% of Community Infrastructure Levy (CIL) receipts paid to the Borough Council arising from new development. It is important that links are made by the responsible / qualifying bodies producing and delivering these plans and utilising CIL receipts to any needs identified in the assessment and overall strategy.

Fields in Trust Registered Pitches

- 1.55 Fields in Trust register some playing fields in order to protect their use. In Swindon Borough, only the pitch at Haydon Wick Primary School is protected by FiT status, although data suggests that it has no community use outside of school use.

Developing a Strategy Approach

- 1.56 Following the assessment process for each sport and pitch type, in order to help develop the right approach for the strategy, a checklist can be followed to help ensure that the strategy seeks to address all issues identified. This checklist is set out below and will be used to help develop strategy options alongside the assessment conclusions and key issues identified.

Addressing Supply and Quality Issues

- 1. Identify any clear supply and quality issues apparent now which can easily be addressed to improve quality of provision and capacity on individual sites.*
- 2. Identify if and where over-used pitches can be relieved of overplay using existing pitches elsewhere in appropriate locations which have spare capacity or by identifying other solutions.*
- 3. Consider whether community use can be easily secured at any sites which currently have unsecured use and identify what additional capacity this could provide.*
- 4. Consider whether provision for other pitch sports (American Football, Softball and Rugby League) can be accommodated within current pitch / playing field supply.*
- 5. Consider whether changing pitches' use can improve quality, capacity or pitch sharing problems, for example, consolidating use by one sport on the site.*

Accommodate demand to 2021

- 6. Consider whether the current local authority maintenance budgets will be retained or if a change is likely to impact on maintaining or enhancing pitch quality.*
- 7. Consider whether the local authority has short, medium and / or long term plans in relation to continued use (or not) of sites / pitches.*
- 8. Consider whether there are long-term barriers to achieving community use on sites with unsecured use and whether they can be overcome. Consider whether or not the risk to continued unsecure use can be mitigated and how.*
- 9. Determine which 3G scenario is most realistic in terms of provision of additional 3G capacity for football and the role it plays alongside grass pitches and supply of sand based AGPs alongside hockey demand. Consider if there is a role for 3G to provide capacity for rugby.*
- 10. Determine what additional grass pitch provision is required to satisfy demand.*
- 11. Consider how latent, unmet and displaced and future demand can be accommodated and where.*
- 12. Consider where future additional pitch provision could be best located based upon factors including (but not limited to): ease of delivery, opportunities linked to new development and population growth, security of use of provision, security of site, spatial gaps in provision, fitting with provider plans and aspirations, and so on).*
- 13. Consider if any existing and "mothballed" sites should be protected from loss to form a strategic reserve to provide a solution to temporary or additional for "headroom growth" in demand during the strategy period.*
- 14. As a result of the options, consider if any existing pitches should be returned to sole leisure use.*

2. FOOTBALL

FOOTBALL

Introduction

- 2.1 Football has traditionally been played on grass pitches and the majority of matches seem likely to continue to do so in the short to medium term. Grass pitches carry an on-going maintenance cost and there are other pressures such as ensuring their quality in public areas, for example, keeping them free of litter, 'dog mess' and vandalism. Particularly poor, wet weather in recent winters has also led to cancellation of many matches and as a result of this and improving technology, the Football Association now sanctions competitive play for amateur leagues on some types of artificial grass pitches (AGPs) (such as 3G pitches) although these have their own pressures such as the capital investment needed to construct them, ongoing maintenance and the need for a sinking fund to set aside funding for future refurbishment. There remains a significant role for grass pitches in accommodating the large number of teams and age groups wanting to play and will likely remain the key supply for play for the foreseeable future. Teams will also train on sand based and shock pad mat AGPs if there is a lack of supply of 3Gs, proximity of a pitch to the team's players or because of cost and availability of 3G provision. This does, however, introduce pressures on use of sand-based AGPs as it is the most common surface for hockey clubs to train and play matches on. These pressures, however, can be overcome through strategic management of AGP provision and bookings. This section of the assessment for football pitches deals firstly with grass pitches and secondly AGPs.
- 2.2 Information compiled in this assessment has been taken from a number of sources including a non-technical (visual) audit of pitch quality, Active Places Power (Sport England) data, consultation with the Football Association (FA) and Wiltshire Football Association (WFA), club surveys, and surveys sent to pitch owners and providers (including the education sector), schools and colleges. Local leagues were also contacted for their views. Those interviewed and respondents to the surveys are appended to this report.
- 2.3 From a total of 77 clubs (339 teams) sent surveys, 24 responses were received from clubs (either online survey response, over the telephone or face-to-face) representing a total of 211 teams. This equates to a 62% response rate for teams in the Borough and the FA and WFA were content that this represented a good return. In addition to surveys sent to clubs, 9 Parish Councils of 11 sent returned surveys about their pitches, as did 42 schools of 81 sent.

Defining Pitches

- 2.4 As noted above, this assessment deals with grass football pitches and AGPs used for football. References to the various sizes of pitch which correlate with the age groups playing on them are made in line with the age groups and pitch dimensions outlined in the figure below, reproduced from the Football Association guidance on pitch and goalpost dimensions.

Figure F1: FA guidance on pitch and goalpost dimensions

The FA Recommended Pitch Sizes							
Age grouping	Type	Recommended size without runoff (safety area around pitch)		Recommended size including runoff (safety area around pitch)		Recommended size of goal posts	
		Length x width (yards)		Length x width (yards)		Height x width (ft)	
Mini-Soccer U7/U8	5v5	40	30	46	36	6	12
Mini-Soccer U9/U10	7v7	60	40	66	46	6	12
Youth U11/U12	9v9	80	50	86	56	7	16
Youth U13/U14	11v11	90	55	96	61	7	21*
Youth U15/U16	11v11	100	60	106	66	8	24
Youth U17/U18	11v11	110	70	116	76	8	24
Over 18 (senior ages)	11v11	110	70	116	76	8	24

*If a pitch is to be provided for U13/U14 it is recommended that 7 x 21 goalposts are provided. However, it should be noted that 8 x 24 would also be acceptable as not all sites will be able to provide specifically for this age group.

Source: FA Guide to Pitch and Goalpost Dimensions, 2012

- 2.5 Where junior and youth pitches are over-marked on a larger pitch, for the purposes of the assessment we have used FA guidance on layout to assign a typical number of pitches of each type that can be accommodated on a larger pitch. Typical layouts are set out in the FA guidance on pitch and goalpost dimensions and some extracts are appended to this assessment.

CURRENT SUPPLY (GRASS PITCHES)

Current Supply, Quantity and Type of Existing Provision

- 2.6 The tables below sets out how many pitches there are in the Borough in total (both those which are accessible to the public and those which are not) and where the community use pitches are and whether they have secure or unsecure community use.
- 2.7 Those pitches which are accessible for public or community use, which includes those owned by clubs, are also separated into those which have secured use (for example, those in public ownership or where a formalised community use agreement exists) and those which are unsecured use (for example, those where there is an informal arrangement for teams or the public to use them). This section provides further detail in terms of the composition of these pitches in terms of size and community use, ownership and management. The assessment uses data on pitches which have some community access to determine supply and understand demand. Those pitches which are for private use only (for example where a school retains use of a pitch solely for its pupils / students) are discounted from the assessment of supply and demand.
- 2.8 There are 170 grass pitches in the Borough, 71 of which have secure community use and 52 of which are unsecure community use.¹ The remainder are in owner / provider (or private) use.²
- 2.9 As the tables show, most of the pitches in unsecure community use are on education (school or Academy) sites. They are defined as an unsecure use unless there is a formal community use agreement in place which requires the provider to make pitches available for a certain amount of time in the peak period outside of school use times. While the quality of these pitches is often comparable with or better than pitches with secure use agreements in place, they cannot be used with any certainty in the medium to long-term. Use can often be based on a verbal or informal agreement and based on good relationships between key personnel at the club and education establishment. While this can be a positive benefit to both education establishment and the club, a change of these key personnel or an issue which puts the quality or security of an education site at risk can lead to loss of its use at short notice.

¹ During consultation on the draft strategy, an additional (junior, secure community use) pitch was identified at Church Meadow, Wanborough (Ridgeway sub-area). While not in use at the time of pitch audits, it is being used during the 2017/18 season. Data has not been adjusted to protect the integrity of the data, collected in 2016.

² Pitches with no community access are recorded so that the total potential supply can be understood. However, the focus of supply / demand and capacity analysis is based on assessing community use pitches, both those with secure use and without.

Figure F2: Pitch types in private and community use (by number)

Pitch size (dedicated marked out, i.e. not temporary markings over-marked)	No community use (private)								Community use (secured)								Community use (unsecured)							
Sub Areas	BH	NE	N	R	SE	SW	W	WC	BH	NE	N	R	SE	SW	W	WC	BH	NE	N	R	SE	SW	W	WC
5v5		4	2				2		3	1					1	3		1			1		3	3
7v7	1	2	6		9	2	6	1	4	3		1		2	1	1	1	2	1	1		1	5	4
9v9	1		1		1		1		3	1	1	1		2		1		3	1		2	1	4	
11v11 youth					1				2	2		1			1			2	2		1		2	
11v11 adult	1			1		3		2	4	11		1	4	2	12	2		1			2	3	2	3
Totals	3	6	9	1	11	5	9	3	16	18	1	4	4	6	15	7	1	9	4	1	6	5	16	10
	47								71								52							

Notes: Key – BH Blunsdon and Highworth, NE North East, N Northern, R Ridgeway, SE South East, SW South West, W Western, WC Wroughton and Chiseldon

Figure F3: Football grass pitches in community use (secured)

PPS Pitch ID	Site Name	Sub Area	Parish	Pitch Type
F1001s	BLUNSDON RECREATION GROUND	Blunsdon and Highworth	Blunsdon CP	Adult Football
F1169	SWINDON SUPERMARINE FOOTBALL CLUB	Blunsdon and Highworth	South Marston CP/Highworth CP	Adult Football
F1175s	THE ELMS RECREATION GROUND	Blunsdon and Highworth	Highworth CP	Adult Football
F1190	COLESHILL SPORTS GROUND	Blunsdon and Highworth	Highworth CP	Adult Football
F1003s	BLUNSDON RECREATION GROUND	Blunsdon and Highworth	Blunsdon CP	Mini Soccer 5v5
F1179	THE ELMS RECREATION GROUND	Blunsdon and Highworth	Highworth CP	Mini Soccer 5v5
F1180	THE ELMS RECREATION GROUND	Blunsdon and Highworth	Highworth CP	Mini Soccer 5v5
F1002s	BLUNSDON RECREATION GROUND	Blunsdon and Highworth	Blunsdon CP	Mini Soccer 7v7
F1181	THE ELMS RECREATION GROUND	Blunsdon and Highworth	Highworth CP	Mini Soccer 7v7
F1191	COLESHILL SPORTS GROUND	Blunsdon and Highworth	Highworth CP	Mini Soccer 7v7
F1192	SWINDON SUPERMARINE YOUTH FOOTBALL CLUB	Blunsdon and Highworth	South Marston CP/Highworth CP	Mini Soccer 7v7
F1170	SWINDON SUPERMARINE YOUTH FOOTBALL CLUB	Blunsdon and Highworth	South Marston CP/Highworth CP	Youth Football 11v11
F1177	THE ELMS RECREATION GROUND	Blunsdon and Highworth	Highworth CP	Youth Football 11v11
F1171	SWINDON SUPERMARINE YOUTH FOOTBALL CLUB	Blunsdon and Highworth	South Marston CP/Highworth CP	Youth Football 9v9
F1176s	THE ELMS RECREATION GROUND	Blunsdon and Highworth	Highworth CP	Youth Football 9v9
F1178	THE ELMS RECREATION GROUND	Blunsdon and Highworth	Highworth CP	Youth Football 9v9
F1091	MEADOWCROFT RECREATION GROUND	North East	Stratton St Margaret CP	Adult Football
F1104	NALGO SPORTS PITCH	North East	Stratton St Margaret CP	Adult Football
F1105	NALGO SPORTS PITCH	North East	Stratton St Margaret CP	Adult Football
F1120	PENHILL RECREATION GROUND	North East	Central Swindon North CP	Adult Football
F1121	PENHILL RECREATION GROUND	North East	Central Swindon North CP	Adult Football
F1122	PENHILL RECREATION GROUND	North East	Central Swindon North CP	Adult Football

PPS Pitch ID	Site Name	Sub Area	Parish	Pitch Type
F1123	PENHILL RECREATION GROUND	North East	Central Swindon North CP	Adult Football
F1124	PENHILL RECREATION GROUND	North East	Central Swindon North CP	Adult Football
F1145	SOUTH MARSTON VILLAGE RECREATION GROUND	North East	South Marston CP	Adult Football
F1148	SOUTHBROOK RECREATION	North East	Central Swindon North CP	Adult Football
F1149	SOUTHBROOK RECREATION	North East	Central Swindon North CP	Adult Football
F1094	MEADOWCROFT RECREATION GROUND	North East	Stratton St Margaret CP	Mini Soccer 5v5
F1093	MEADOWCROFT RECREATION GROUND	North East	Stratton St Margaret CP	Mini Soccer 7v7
F1106	NALGO SPORTS PITCH	North East	Stratton St Margaret CP	Mini Soccer 7v7
F1147	SOUTH MARSTON VILLAGE RECREATION GROUND	North East	South Marston CP	Mini Soccer 7v7
F1150	SOUTHBROOK RECREATION	North East	Central Swindon North CP	Mini Soccer 7v7
F1038	GRANGE LEISURE CENTRE	North East	Stratton St Margaret CP	Youth Football 11v11
F1146	SOUTH MARSTON VILLAGE RECREATION GROUND	North East	South Marston CP	Youth Football 11v11
F1092	MEADOWCROFT RECREATION GROUND	North East	Stratton St Margaret CP	Youth Football 9v9
F1183	TRENT ROAD FIELD	Northern	Haydon Wick CP	Youth Football 9v9
F1048s	HOOPERS FIELD	Ridgeway	Wanborough CP	Adult Football
F1185	WANBOROUGH RECREATION GROUND	Ridgeway	Wanborough CP	Mini Soccer 7v7
F1049s	HOOPERS FIELD	Ridgeway	Wanborough CP	Youth Football 11v11
F1064	LIDDINGTON RECREATION GROUND	Ridgeway	Liddington CP	Youth Football 9v9
F1141	SHREWSBURY ROAD	South East	Central Swindon South CP	Adult Football
F1142	SHREWSBURY ROAD	South East	Central Swindon South CP	Adult Football
F1143	SHREWSBURY ROAD	South East	Central Swindon South CP	Adult Football
F1144	SHREWSBURY ROAD	South East	Central Swindon South CP	Adult Football
F1016	CROFT SPORTS CENTRE	South West	South Swindon CP	Adult Football
F1017	CROFT SPORTS CENTRE	South West	South Swindon CP	Adult Football
F1020	CROFT SPORTS CENTRE	South West	South Swindon CP	Mini Soccer 7v7
F1021	CROFT SPORTS CENTRE	South West	South Swindon CP	Mini Soccer 7v7
F1018s	CROFT SPORTS CENTRE	South West	South Swindon CP	Youth Football 9v9
F1019	CROFT SPORTS CENTRE	South West	South Swindon CP	Youth Football 9v9
F1031	FERNDAL YOUTH AND COMMUNITY CENTRE	Western	Central Swindon North CP	Adult Football
F1079	MANNINGTON REC	Western	Central Swindon North CP	Adult Football
F1080	MANNINGTON REC	Western	Central Swindon North CP	Adult Football
F1081	MANNINGTON REC	Western	Central Swindon North CP	Adult Football
F1082	MANNINGTON REC	Western	Central Swindon North CP	Adult Football
F1083	MANNINGTON REC	Western	Central Swindon North CP	Adult Football
F1096	MOREDON PLAYING FIELDS	Western	Central Swindon North CP	Adult Football
F1097	MOREDON PLAYING FIELDS	Western	Central Swindon North CP	Adult Football
F1098	MOREDON PLAYING FIELDS	Western	Central Swindon North CP	Adult Football
F1099	MOREDON PLAYING FIELDS	Western	Central Swindon North CP	Adult Football
F1117	PEMBROKE GARDENS RECREATION GROUND	Western	Central Swindon North CP	Adult Football

PPS Pitch ID	Site Name	Sub Area	Parish	Pitch Type
F1118	PEMBROKE GARDENS RECREATION GROUND	Western	Central Swindon North CP	Adult Football
F1034	FERNDALE YOUTH AND COMMUNITY CENTRE	Western	Central Swindon North CP	Mini Soccer 5v5
F1033	FERNDALE YOUTH AND COMMUNITY CENTRE	Western	Central Swindon North CP	Mini Soccer 7v7
F1032	FERNDALE YOUTH AND COMMUNITY CENTRE	Western	Central Swindon North CP	Youth Football 11v11
F1009	CHISELDON RECREATION GROUND	Wroughton and Chiseldon	Chiseldon CP	Adult Football
F1186	WEIR FIELD	Wroughton and Chiseldon	Wroughton CP	Adult Football
F1011	CHISELDON RECREATION GROUND	Wroughton and Chiseldon	Chiseldon CP	Mini Soccer 5v5
F1087	MAUNSELL WAY	Wroughton and Chiseldon	Wroughton CP	Mini Soccer 5v5
F1088	MAUNSELL WAY	Wroughton and Chiseldon	Wroughton CP	Mini Soccer 5v5
F1108	NORTH WROUGHTON	Wroughton and Chiseldon	Wroughton CP	Mini Soccer 7v7
F1010	CHISELDON RECREATION GROUND	Wroughton and Chiseldon	Chiseldon CP	Youth Football 9v9

Figure F4: Football grass pitches in community use (unsecured)

PPS Pitch ID	Site Name	Sub Area	Parish	Pitch Type
F1151	SOUTHFIELD JUNIOR SCHOOL	Blunsdon and Highworth	Highworth CP	Mini Soccer 7v7
F1168	SWINDON GAS SPORTS AND SOCIAL CLUB (GIPSY LANE)	North East	Central Swindon North CP	Adult Football
F1058	KINGSDOWN SCHOOL	North East	Stratton St Margaret CP	Mini Soccer 5v5
F1057	KINGSDOWN SCHOOL	North East	Stratton St Margaret CP	Mini Soccer 7v7
F1152b	ST CATHERINE'S CATHOLIC PRIMARY SCHOOL	North East	Stratton St Margaret CP	Mini Soccer 7v7
F1053	KINGSDOWN SCHOOL	North East	Stratton St Margaret CP	Youth Football 11v11
F1054s	KINGSDOWN SCHOOL	North East	Stratton St Margaret CP	Youth Football 11v11
F1055	KINGSDOWN SCHOOL	North East	Stratton St Margaret CP	Youth Football 9v9
F1056s	KINGSDOWN SCHOOL	North East	Stratton St Margaret CP	Youth Football 9v9
F1152a	ST CATHERINE'S CATHOLIC PRIMARY SCHOOL	North East	Stratton St Margaret CP	Youth Football 9v9
F1158	ST LUKES SCHOOL	North East	Stratton St Margaret CP	Youth Football 9v9
F1039	GREENMEADOW PRIMARY SCHOOL	Northern	Haydon Wick CP	Mini Soccer 7v7
F1050s	ISAMBARD COMMUNITY SCHOOL	Northern	St Andrews CP	Youth Football 11v11
F1051s	ISAMBARD COMMUNITY SCHOOL	Northern	St Andrews CP	Youth Football 11v11
F1052s	ISAMBARD COMMUNITY SCHOOL	Northern	St Andrews CP	Youth Football 9v9
F1184	WANBOROUGH PRIMARY SCHOOL	Ridgeway	Wanborough CP	Mini Soccer 7v7
F1024	DORCAN ACADEMY	South East	Eldene, Liden and Nythe	Adult Football
F1025	DORCAN ACADEMY	South East	Eldene, Liden and Nythe	Adult Football
F1026	DORCAN ACADEMY	South East	Eldene, Liden and Nythe	Mini Soccer 5v5
F1065	LIDEN PRIMARY SCHOOL	South East	Eldene Liden and Nythe CP	Youth Football 11v11
F1066	LIDEN PRIMARY SCHOOL	South East	Eldene Liden and Nythe CP	Youth Football 9v9
F1067	LIDEN PRIMARY SCHOOL	South East	Eldene Liden and Nythe CP	Youth Football 9v9
F1155ss	ST JOSEPHS CATHOLIC COLLEGE	South West	Central Swindon South CP	Adult Football
F1172	THE COMMONWEAL SCHOOL	South West	South Swindon CP	Adult Football

PPS Pitch ID	Site Name	Sub Area	Parish	Pitch Type
F1107s	NATIONWIDE FOOTBALL CLUB	South West	South Swindon CP	Adult Football
F1156	ST JOSEPHS CATHOLIC COLLEGE	South West	Central Swindon South CP	Mini Soccer 7v7
F1173s	THE COMMONWEAL SCHOOL	South West	South Swindon CP	Youth Football 9v9
F1109s	NOVA HREOD ACADEMY	Western	Central Swindon North CP	Adult Football
F1075	LYDIARD PARK ACADEMY	Western	West Swindon CP	Adult Football
F1072	LYDIARD PARK	Western	West Swindon CP	Mini Soccer 5v5
F1077	LYDIARD PARK ACADEMY	Western	West Swindon CP	Mini Soccer 5v5
F1078	LYDIARD PARK ACADEMY	Western	West Swindon CP	Mini Soccer 5v5
F1070	LYDIARD PARK	Western	West Swindon CP	Mini Soccer 7v7
F1071	LYDIARD PARK	Western	West Swindon CP	Mini Soccer 7v7
F1074s	LYDIARD PARK ACADEMY	Western	West Swindon CP	Mini Soccer 7v7
F1163	SWINDON ACADEMY	Western	Central Swindon North CP	Mini Soccer 7v7
F1076	LYDIARD PARK ACADEMY	Western	West Swindon CP	Mini Soccer 7v7
F1160	SWINDON ACADEMY	Western	Central Swindon North CP	Youth Football 11v11
F1161	SWINDON ACADEMY	Western	Central Swindon North CP	Youth Football 11v11
F1069	LYDIARD PARK	Western	West Swindon CP	Youth Football 9v9
F1073s	LYDIARD PARK ACADEMY	Western	West Swindon CP	Youth Football 9v9
F1110s	NOVA HREOD ACADEMY	Western	Central Swindon North CP	Youth Football 9v9
F1162	SWINDON ACADEMY	Western	Central Swindon North CP	Youth Football 9v9
F1130	RIDGEWAY SCHOOL AND LEISURE CENTRE	Wroughton and Chiseldon	Wroughton CP	Adult Football
F1131	RIDGEWAY SCHOOL AND LEISURE CENTRE	Wroughton and Chiseldon	Wroughton CP	Adult Football
F1132	RIDGEWAY SCHOOL AND LEISURE CENTRE	Wroughton and Chiseldon	Wroughton CP	Adult Football
F1062	LAWNS PRIMARY SCHOOL	Wroughton and Chiseldon	South Swindon CP	Mini Soccer 5v5
F1063	LAWNS PRIMARY SCHOOL	Wroughton and Chiseldon	South Swindon CP	Mini Soccer 5v5
F1135	RIDGEWAY SCHOOL AND LEISURE CENTRE	Wroughton and Chiseldon	Wroughton CP	Mini Soccer 5v5
F1060	LAWNS PRIMARY SCHOOL	Wroughton and Chiseldon	South Swindon CP	Mini Soccer 7v7
F1061	LAWNS PRIMARY SCHOOL	Wroughton and Chiseldon	South Swindon CP	Mini Soccer 7v7
F1134	RIDGEWAY SCHOOL AND LEISURE CENTRE	Wroughton and Chiseldon	Wroughton CP	Mini Soccer 7v7
F1189	WROUGHTON JUNIOR SCHOOL	Wroughton and Chiseldon	Wroughton CP	Mini Soccer 7v7

- 2.10 As noted above, the numbers and locations of pitches with unsecured community use are important to note as there is a risk in their continued use. Without a formal agreement in place to secure the community use, a club or team could find that it does not have a home pitch or ground to play on at short notice.
- 2.11 Use of dedicated pitches are sometimes supplemented by marking out temporary smaller pitches over them. This is not the same thing as sports sharing a site, for example, where two different sports have pitches marked out during different parts of the year according to their season. Layouts for marking out temporary (and permanent) small size pitches for age groups can be found in the “FA Guide to Pitch and Goalpost Dimensions”³.
- 2.12 From audit data supplied by the Borough Council, only one football pitch is over-marked. This is the unsecured community use youth 9v9 pitch at St Catherine’s Catholic School in the North East sub area where it is sometimes over-marked with a mini pitch.
- 2.13 In addition to pitches with community access, there are a number of other pitches where there is no community access, with most of them being on school, college and Academy sites. There are 4 full size, 9 youth, and 20 junior pitches where this is the case. The figure below sets out these sites with no access.

³ See http://www.thefa.com/my-football/football-volunteers/runningaclub/yourfacilities/~/_media/42e67e5df06c475c8be0bed035cd325b.ashx

Figure F5: Sites with no community use / access

PPS Pitch ID	Site Name	Sub Area	Parish	Pitch Type
F1044	HIGHWORTH WARNEFORD SCHOOL	Blunsdon and Highworth	Highworth CP	Adult Football
F1045	HIGHWORTH WARNEFORD SCHOOL	Blunsdon and Highworth	Highworth CP	Youth Football 9v9
F1157	ST LEONARDS C OF E PRIMARY ACADEMY	Blunsdon and Highworth	Blunsdon CP	Mini Soccer 7v7
F1022	CROWDY'S HILL SCHOOL	North East	Central Swindon North CP	Mini Soccer 5v5
F1023	CROWDY'S HILL SCHOOL	North East	Central Swindon North CP	Mini Soccer 5v5
F1164	SWINDON ACADEMY (ALTONS CLOSE)	North East	Central Swindon North CP	Mini Soccer 5v5
F1166	SWINDON ACADEMY (ALTONS CLOSE)	North East	Central Swindon North CP	Mini Soccer 5v5
F1139	SEVEN FIELDS PRIMARY SCHOOL	North East	Central Swindon North CP	Mini Soccer 7v7
F1138s	RUSKIN JUNIOR SCHOOL	North East	Stratton St Margaret CP	Mini Soccer 7v7
F1004	BRIDLEWOOD PRIMARY SCHOOL	Northern	St Andrews CP	Mini Soccer 5v5
F1040	HAYDON WICK PRIMARY SCHOOL	Northern	Haydon Wick CP	Mini Soccer 5v5
F1000	ABBAY MEADS COMMUNITY PRIMARY SCHOOL	Northern	St Andrews CP	Mini Soccer 7v7
F1007	CATHERINE WAYTE PRIMARY SCHOOL	Northern	Haydon Wick CP	Mini Soccer 7v7
F1041	HAYDONLEIGH PRIMARY SCHOOL	Northern	Haydon Wick CP	Mini Soccer 7v7
F1112	OAKHURST PRIMARY SCHOOL	Northern	Haydon Wick CP	Mini Soccer 7v7
F1128b	REDOAKS PRIMARY SCHOOL	Northern	Haydon Wick CP	Mini Soccer 7v7
F1154	ST FRANCIS C OF E PRIMARY SCHOOL	Northern	Haydon Wick CP	Mini Soccer 7v7
F1128a	REDOAKS PRIMARY SCHOOL	Northern	Haydon Wick CP	Youth Football 9v9
F1126	PGL LIDDINGTON	Ridgeway	Wanborough CP	Adult Football
F1014	COLEBROOK JUNIOR SCHOOL	South East	Stratton St Margaret CP	Mini Soccer 7v7
F1015	COVINGHAM PARK PRIMARY SCHOOL	South East	Covingham CP	Mini Soccer 7v7
F1035	GODDARD PARK ACADEMY	South East	Central Swindon South CP	Mini Soccer 7v7
F1046	HOLY CROSS CATHOLIC JUNIOR SCHOOL	South East	Central Swindon South CP	Mini Soccer 7v7
F1047	HOLY FAMILY CATHOLIC PRIMARY SCHOOL	South East	Eldene, Liden and Nythe	Mini Soccer 7v7
F1059	LAINESMEAD PRIMARY SCHOOL	South East	Central Swindon South CP	Mini Soccer 7v7
F1103	MOUNTFORD MANOR PRIMARY SCHOOL	South East	Central Swindon South CP	Mini Soccer 7v7
F1111	NYTHE PRIMARY SCHOOL	South East	Eldene, Liden and Nythe CP	Mini Soccer 7v7
F1113	OAKTREE PRIMARY AND NURSERY SCHOOL	South East	Central Swindon South CP	Mini Soccer 7v7
F1012s	CHURCHFIELDS ACADEMY	South East	Central Swindon South CP	Youth Football 11v11
F1013s	CHURCHFIELDS ACADEMY	South East	Central Swindon South CP	Youth Football 9v9
F1193s	THE COMMONWEAL SCHOOL	South West	South Swindon CP	Adult Football
F1167	SWINDON ATHLETIC TRACK	South West	Central Swindon South CP	Adult Football
F1174	THE COUNTY GROUND	South West	Central Swindon South CP	Adult Football
F1119	PENFOLD GARDENS	South West	South Swindon CP	Mini Soccer 7v7
F1137	ROBERT LE KYNG PRIMARY SCHOOL	South West	Central Swindon South CP	Mini Soccer 7v7

PPS Pitch ID	Site Name	Sub Area	Parish	Pitch Type
F1116	PEATMOOR COMMUNITY PRIMARY SCHOOL	Western	West Swindon CP	Mini Soccer 5v5
F1042	HAZELWOOD ACADEMY	Western	West Swindon CP	Mini Soccer 5v5
F1005	BROOK FIELD PRIMARY SCHOOL	Western	West Swindon CP	Mini Soccer 7v7
F1030	EVEN SWINDON PRIMARY SCHOOL	Western	Central Swindon North CP	Mini Soccer 7v7
F1095	MILLBROOK PRIMARY SCHOOL	Western	West Swindon CP	Mini Soccer 7v7
F1102	MOREDON PRIMARY SCHOOL	Western	Central Swindon North CP	Mini Soccer 7v7
F1114	OLIVER THOMPSONS JUNIOR SCHOOL	Western	West Swindon CP	Mini Soccer 7v7
F1182	TREGOZE PRIMARY SCHOOL	Western	West Swindon CP	Mini Soccer 7v7
F1101	MOREDON PRIMARY SCHOOL	Western	Central Swindon North CP	Youth Football 9v9
F1129s	RIDGEWAY SCHOOL AND LEISURE CENTRE	Wroughton and Chiseldon	Wroughton CP	Adult Football
F1006	BURDEROP PARK	Wroughton and Chiseldon	Chiseldon CP	Adult Football
F1008	CHISELDON PRIMARY SCHOOL	Wroughton and Chiseldon	Chiseldon CP	Mini Soccer 7v7

- 2.14 Of the sites where there is currently no community use and whose owners / managers responded to the survey, some identified that they may be open to utilise their pitch(es) for community use. These sites, if they could have a secure use agreement in place, could offer additional capacity if needed. Due to a data protection clause inserted onto the surveys sent to stakeholders, comments cannot be attributed directly to individual stakeholders without their prior agreement. However, the Borough Council has retained the survey responses and so specific individual comments relating to pitches and facilities can be considered when discussing actions on individual sites. In summary, 2 schools in the Northern sub area, 3 in the South East, 1 in the South West and 1 in the Wroughton & Chiseldon sub area suggested that they would consider opening up use to community use subject to various issues such as security being assured or overcome, resolution of drainage / quality issues, etc.

Role of shared use sites

- 2.15 A number of pitches are used for more than one sport. For football, shared use is typically with cricket where the football pitch or part of it forms part of the cricket outfield during the cricket season. This can lead to conflict between uses at the start and end of the football season (although is not always the case), and cricket clubs can sometimes take priority over football teams (and vice-versa). The table below sets out the location of shared sites. Discussions with the FA / WFA and Borough Council officers has suggested that the shared use of sites is not necessarily an issue of concern in the Borough where effective management of sites is in place and where there is a shared understanding by both sports clubs using the site.

Figure F6: Shared Sites (Community Use)

PPS Pitch ID	Site Name	Sub Area	Parish	Pitch Type	Community category use	Security of community use
F1001s	BLUNSDON RECREATION GROUND	Blunsdon and Highworth	Blunsdon CP	Adult Football	Available for community use and used	Secured
F1002s	BLUNSDON RECREATION GROUND	Blunsdon and Highworth	Blunsdon CP	Mini Soccer 7v7	Available for community use and used	Secured
F1003s	BLUNSDON RECREATION GROUND	Blunsdon and Highworth	Blunsdon CP	Mini Soccer 5v5	Available for community use and used	Secured
F1018s	CROFT SPORTS CENTRE	South West	South Swindon CP	Youth Football 9v9	Available for community use and used	Secured
F1048s	HOOPERS FIELD	Ridgeway	Wanborough CP	Adult Football	Available for community use and used	Secured
F1049s	HOOPERS FIELD	Ridgeway	Wanborough CP	Youth Football 11v11	Available for community use and used	Secured
F1050s	ISAMBARD COMMUNITY SCHOOL	Northern	St Andrews CP	Youth Football 11v11	Available for community use and used	Unsecured
F1051s	ISAMBARD COMMUNITY SCHOOL	Northern	St Andrews CP	Youth Football 11v11	Available for community use and used	Unsecured
F1052s	ISAMBARD COMMUNITY SCHOOL	Northern	St Andrews CP	Youth Football 9v9	Available for community use and used	Unsecured
F1054s	KINGSDOWN SCHOOL	North East	Stratton St Margaret CP	Youth Football 11v11	Available for community use and used	Unsecured
F1056s	KINGSDOWN SCHOOL	North East	Stratton St Margaret CP	Youth Football 9v9	Available for community use and used	Unsecured
F1073s	LYDIARD PARK	Western	West	Youth	Available for	Unsecured

PPS Pitch ID	Site Name	Sub Area	Parish	Pitch Type	Community use category	Security of community use
	ACADEMY		Swindon CP	Football 9v9	community use and used	
F1074s	LYDIARD PARK ACADEMY	Western	West Swindon CP	Mini Soccer 7v7	Available for community use and used	Unsecured
F1107s	NATIONWIDE FOOTBALL CLUB	South West	South Swindon CP	Adult Football	Available for community use and used	Unsecured
F1109s	NOVA HREOD ACADEMY	Western	Central Swindon North CP	Adult Football	Available for community use and used	Unsecured
F1110s	NOVA HREOD ACADEMY	Western	Central Swindon North CP	Youth Football 9v9	Available for community use and used	Unsecured
F1155ss	ST JOSEPHS CATHOLIC COLLEGE	South West	Central Swindon South CP	Adult Football	Available for community use and used	Unsecured
F1173s	THE COMMONWEAL SCHOOL	South West	South Swindon CP	Youth Football 9v9	Available for community use and used	Unsecured
F1175s	THE ELMS RECREATION GROUND	Blunsdon and Highworth	Highworth CP	Adult Football	Available for community use and used	Secured
F1176s	THE ELMS RECREATION GROUND	Blunsdon and Highworth	Highworth CP	Youth Football 9v9	Available for community use and used	Secured

Sites No Longer in Use as Formal Football Pitches

- 2.16 It is important to note the pitches or sites which have recently either stopped from being used as pitches for formal use or are temporarily not marked out, but which remain as grassed areas. This temporary “mothballing” or more permanent loss of sites represents playing pitch capacity being taken out of the total supply available and could help to provide a solution to any existing deficits in provision or future provision needs identified from this assessment. The sites in Swindon which have been identified as recently lost to supply are as follow.

Figure F7: Sites not currently used for play but where there could be an opportunity to accommodate future pitch capacity

PPS Pitch ID	Site Name	Sub Area	Ownership Type	Management Type	Pitch Type	Community category	use for but	Security of community use	Reasons for not being marked
F1125	PENHILL RECREATION GROUND	North East	Local Authority	Local Authority (in house)	Adult football (not marked)	Available community unused	use for but	Secured	Space for 1 additional pitch not marked out (pitches are rotated to spread wear)
F1028	ELDENE PRIMARY SCHOOL	South East	Community school	School/College/University (in house)	Adult Football	Available community unused	use for but	Secured	Neither pitches at this site marked out this year due to wet weather
F1029	ELDENE PRIMARY SCHOOL	South East	Community school	School/College/University (in house)	Youth Football 9v9	Available community unused	use for but	Secured	Neither pitches at this site marked out this year due to wet weather
F1075	LYDIARD PARK ACADEMY	Western	Academies	School/College/University (in house)	Adult Football	Available community unused	use for but	Secured	Swindon Town Football Club mark out up to 6 football pitches as and when needed. Currently 2 marked at time of survey
F1077	LYDIARD PARK ACADEMY	Western	Academies	School/College/University (in house)	Mini Soccer 5v5	Available community unused	use for but	Secured	Swindon Town Football Club mark out up to 6 football pitches as and when needed. Currently 2 marked at time of survey
F1078	LYDIARD PARK ACADEMY	Western	Academies	School/College/University (in house)	Mini Soccer 5v5	Available community unused	use for but	Secured	Swindon Town Football Club mark out up to 6 football pitches as and when needed. Currently 2 marked at time of survey
F1076	LYDIARD PARK ACADEMY	Western	Academies	School/College/University (in house)	Mini Soccer 7v7	Available community unused	use for but	Secured	Swindon Town Football Club mark out up to 6 football pitches as and when needed. Currently 2 marked at time of survey
F1086	MANNINGTON REC	Western	Local Authority	Local Authority (in house)	Adult Football	Available community unused	use for but	Secured	Space for up to 8 pitches to be marked out on whole site, but 3 not marked out currently as area too waterlogged.
F1084	MANNINGTON REC	Western	Local Authority	Local Authority (in house)	Adult Football	Available	for	Secured	Space for up to 8 pitches to

PPS Pitch ID	Site Name	Sub Area	Ownership Type	Management Type	Pitch Type	Community use category	Security of community use	Reasons for not being marked
				house)		community use but unused		be marked out on whole site, but 3 not marked out currently as area too waterlogged.
F1085	MANNINGTON REC	Western	Local Authority	Local Authority (in house)	Adult Football	Available for community use but unused	Secured	Space for up to 8 pitches to be marked out on whole site, but 3 not marked out currently as area too waterlogged. Generally only 3 in use at any one time
F1100	MOREDON PLAYING FIELDS	Western	Local Authority	Local Authority (in house)	Youth football (9v9) not currently marked	Available for community use but unused	Secured	Space for a single youth pitch on former grass hockey pitch in front of the pavilion - not marked out or used currently
F1089	MAUNSELL WAY	Wroughton and Chiseldon	Local Authority (Parish)	Local Authority (in house)	Mini Soccer	Available for community use but unused	Secured	Space for up to 4 pitches, however only two currently marked
F1090	MAUNSELL WAY	Wroughton and Chiseldon	Local Authority (Parish)	Local Authority (in house)	Mini Soccer	Available for community use but unused	Secured	Space for up to 4 pitches, however only two currently marked
F1043	HIGHWORTH COMMUNITY CENTRE	Blunsdon and Highworth			Mini Soccer 5v5	Available for community use but unused	Secured	Not currently marked.
F1136	RIDGEWAY SCHOOL AND LEISURE CENTRE	Wroughton and Chiseldon	Academies	Other	Mini Soccer 7v7	Not available as disused	N/A	not currently marked
F1188	WESTROP PRIMARY SCHOOL	Blunsdon and Highworth	Community School	School/College/University (in house)	Mini Soccer	Not available for community use	N/A	not currently marked
F1036	GRANGE INFANT SCHOOL	North East	Community school	School/College/University (in house)	Mini Soccer 7v7	Not available for community use	N/A	No pitches marked due to wet weather
F1037	GRANGE JUNIOR SCHOOL	North East	Community school	School/College/University (in house)	Mini Soccer 7v7	Not available for community use	N/A	A mini 7v7 pitch is normally marked out, but has not been marked during the winter due to wet weather.
F1115	ORCHID VALE PRIMARY SCHOOL	Northern	Community school	Private Contractor (PPP/PFI)	Mini Soccer 7v7	Not available for community use	N/A	There is normally a smaller pitch marked out over larger

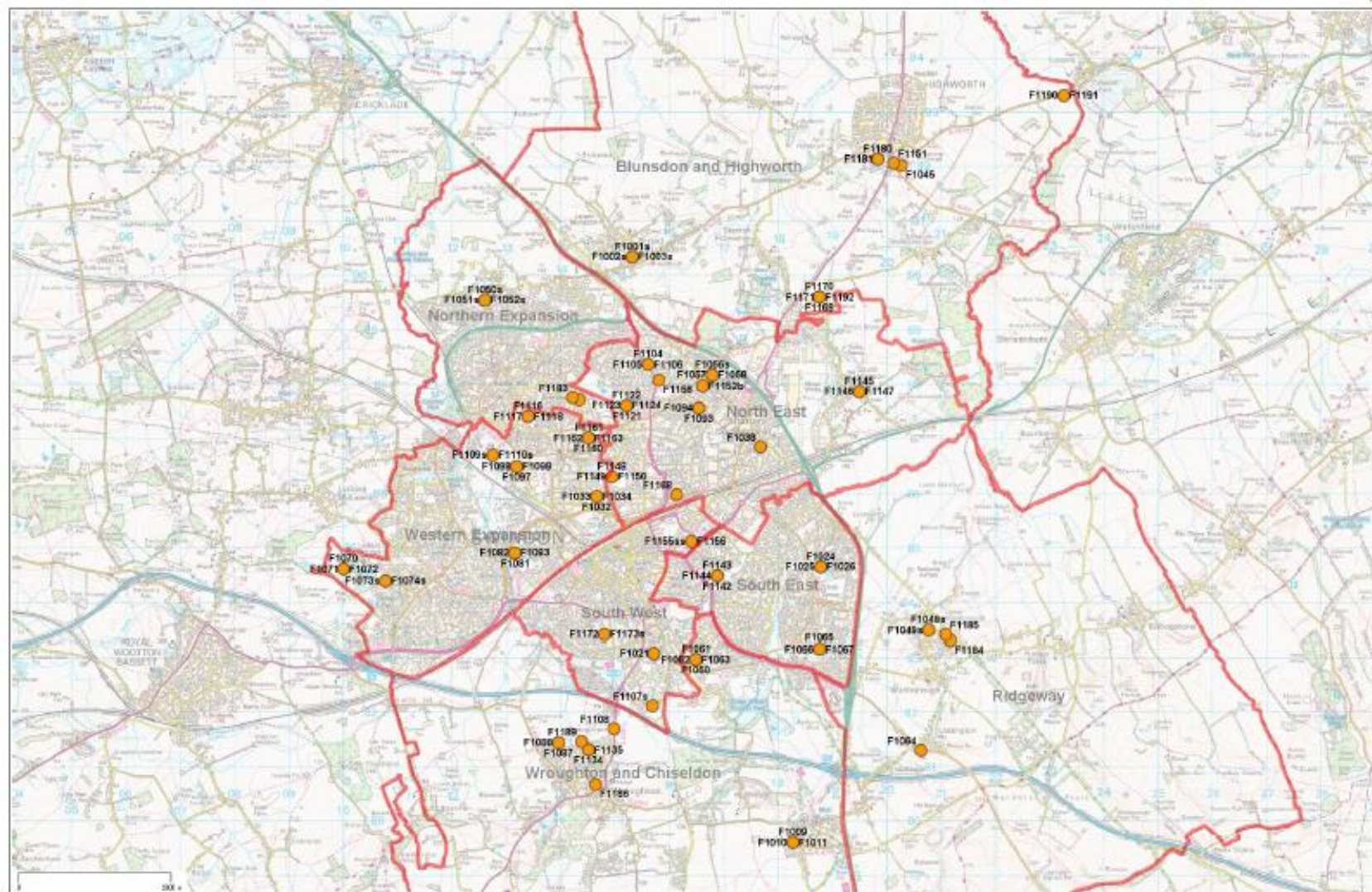
PPS Pitch ID	Site Name	Sub Area	Ownership Type	Management Type	Pitch Type	Community use category	Security of community use	Reasons for not being marked
								pitch, but due to wet weather this has not been marked out this year. There have been several match cancellations this winter due to pitch conditions
F1127	PGL LIDDINGTON	Ridgeway	Commercial	Commercial Management	Adult Football	Not available for community use	N/A	Not currently marked, but can be marked out with minimal work for football if needed.
F1068	LIDEN PRIMARY SCHOOL	South East	Community school	School/College/University (in house)	Mini Soccer 7v7	Not available for community use	N/A	Small 7v7 pitch normally marked out for use just by the school although this has not been marked out recently due to poor weather.
F1140	SHAW RIDGE PRIMARY SCHOOL	Western	Academies	School/College/University (in house)	Youth football (9v9) not marked	Not available for community use	N/A	Not marked this year due to wet weather
F1159	ST MARYS CATHOLIC PRIMARY SCHOOL	Western	Academies	School/College/University (in house)	Mini Soccer 7v7	Not available for community use	N/A	Has not been marked out recently due to poor weather, but normally small 7v7 junior football.
F1187	WESTLEA PRIMARY SCHOOL	Western	Academies	School/College/University (in house)	Mini Soccer	Not available for community use	N/A	not currently marked due to poor weather
F1027	EAST WICHEL PRIMARY	South West	Community school	School/College/University (in house)	Mini Soccer 7v7	Not available for community use	N/A	not marked out this winter as too boggy and waterlogged
K1001	CASTLE EATON RECREATION GROUND	Blunsdon and Highworth	Local Authority (Parish)	Local Authority (in house)	Youth football 9v9	Available for community use but unused	Secured	No longer marked out as pitch, used as kickabout
K1003	EDINBURGH STREET	North East	Local Authority	Local Authority (in house)	Youth football 9v9	Available for community use but unused	Secured	No longer marked as pitch used as general rec/kickabout
K1004	QUARRY ROAD RECRETION GROUND	South West	Local Authority	Local Authority (in house)	Adult Football	Available for community use but	Secured	No longer marked as pitch used as general

PPS Pitch ID	Site Name	Sub Area	Ownership Type	Management Type	Pitch Type	Community category use	Security of community use	Reasons for not being marked
						unused		rec/kickabout. Also used by adjacent Lethbridge Primary school
K1005	DORCAN WAY/GREENBRIDE ROAD	North East	Local Authority (Parish)	Local Authority (in house)	Adult Football	Available for community use but unused	Secured	No longer marked as pitch used as general rec/kickabout. Also used sometimes for training by adjacent Swindon Rugby Club
K1006	DORCAN WAY/GREENBRIDE ROAD	North East	Local Authority (Parish)	Local Authority (in house)	Adult Football	Available for community use but unused	Secured	No longer marked as pitch used as general rec/kickabout. Also used sometimes for training by adjacent Swindon Rugby Club

Location of Pitches

- 2.17 The locations of the Borough's pitches, both with and without community access, are shown on the maps below. A key for the maps is reproduced immediately after the last map.

Football Community Use

Planning Edge 

Date Created: 24-1-2017 | Map Centre (Easting/Northing): 416524 / 186736 | Scale: 1:91928 |

Figure F9: Location of All Grass Pitches with NO Community Use: Swindon

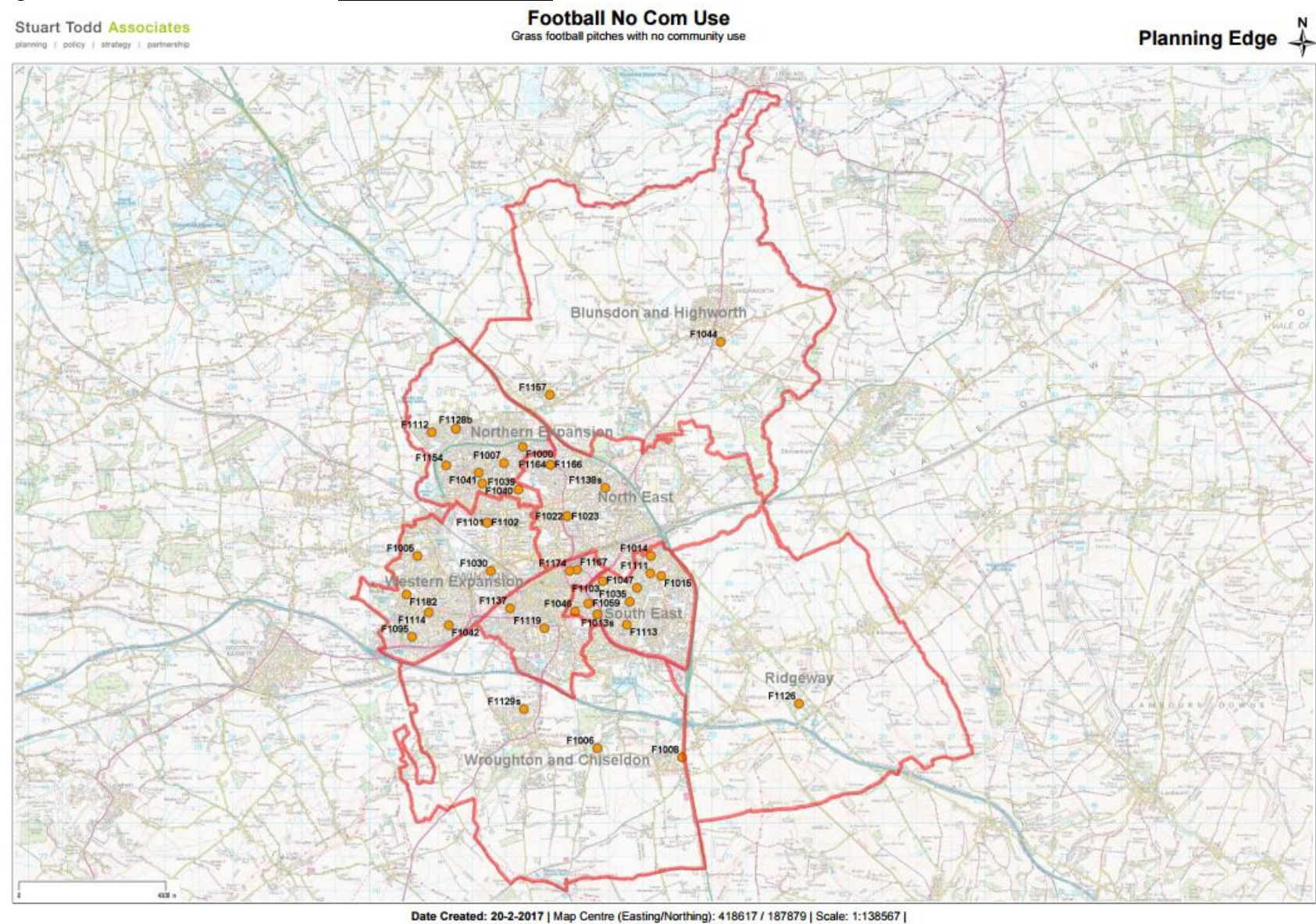
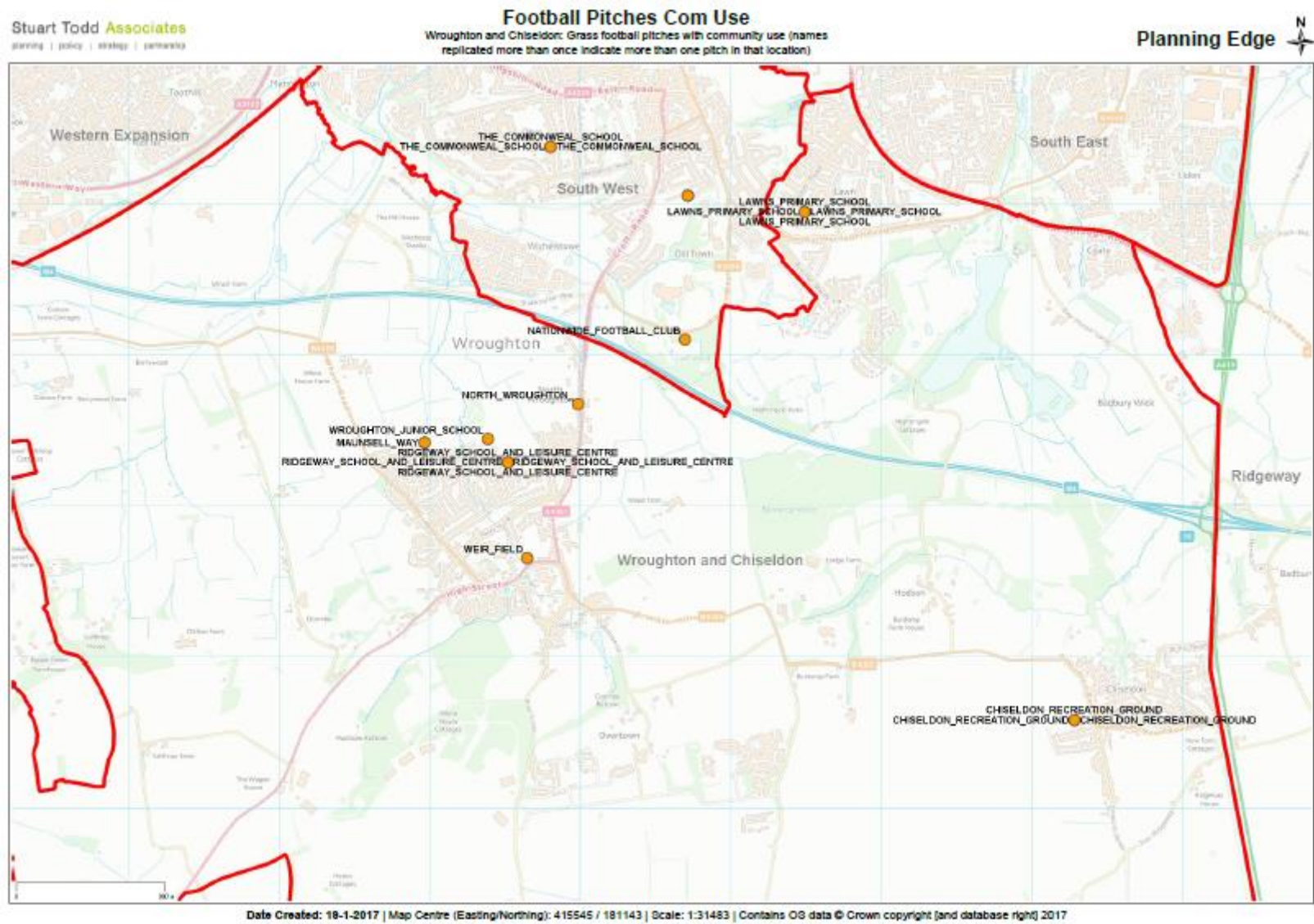
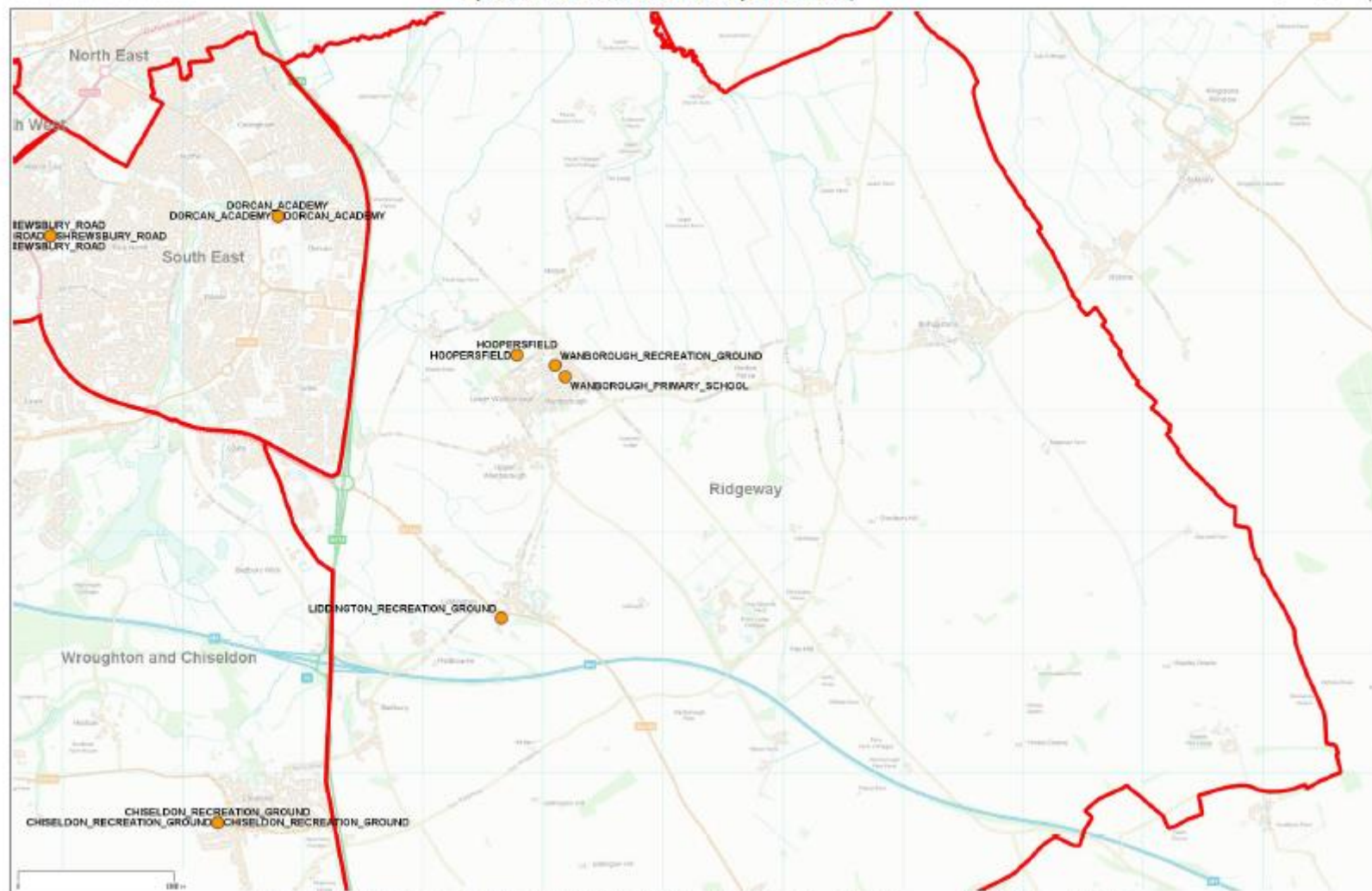


Figure F10A-G: Location of Community Use Grass Football Pitches: Sub Areas Detail



Football Pitches Com Use

Ridgeway: Grass football pitches with community use (names replicated more than once indicate more than one pitch in that location)

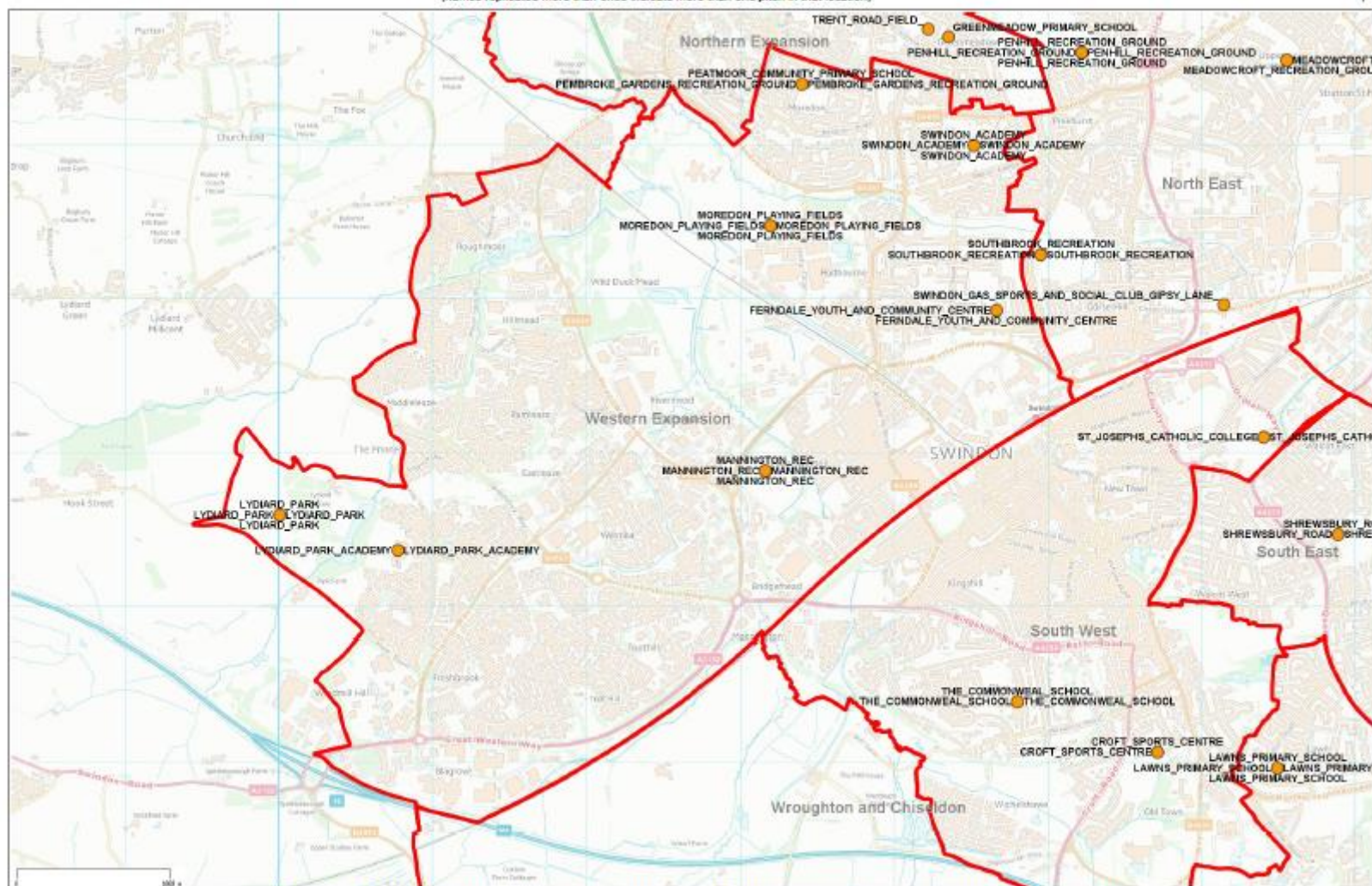


Date Created: 18-1-2017 | Map Centre (Easting/Northing): 422287 / 182663 | Scale: 1:41570 | Contains OS data © Crown copyright (and database right) 2017

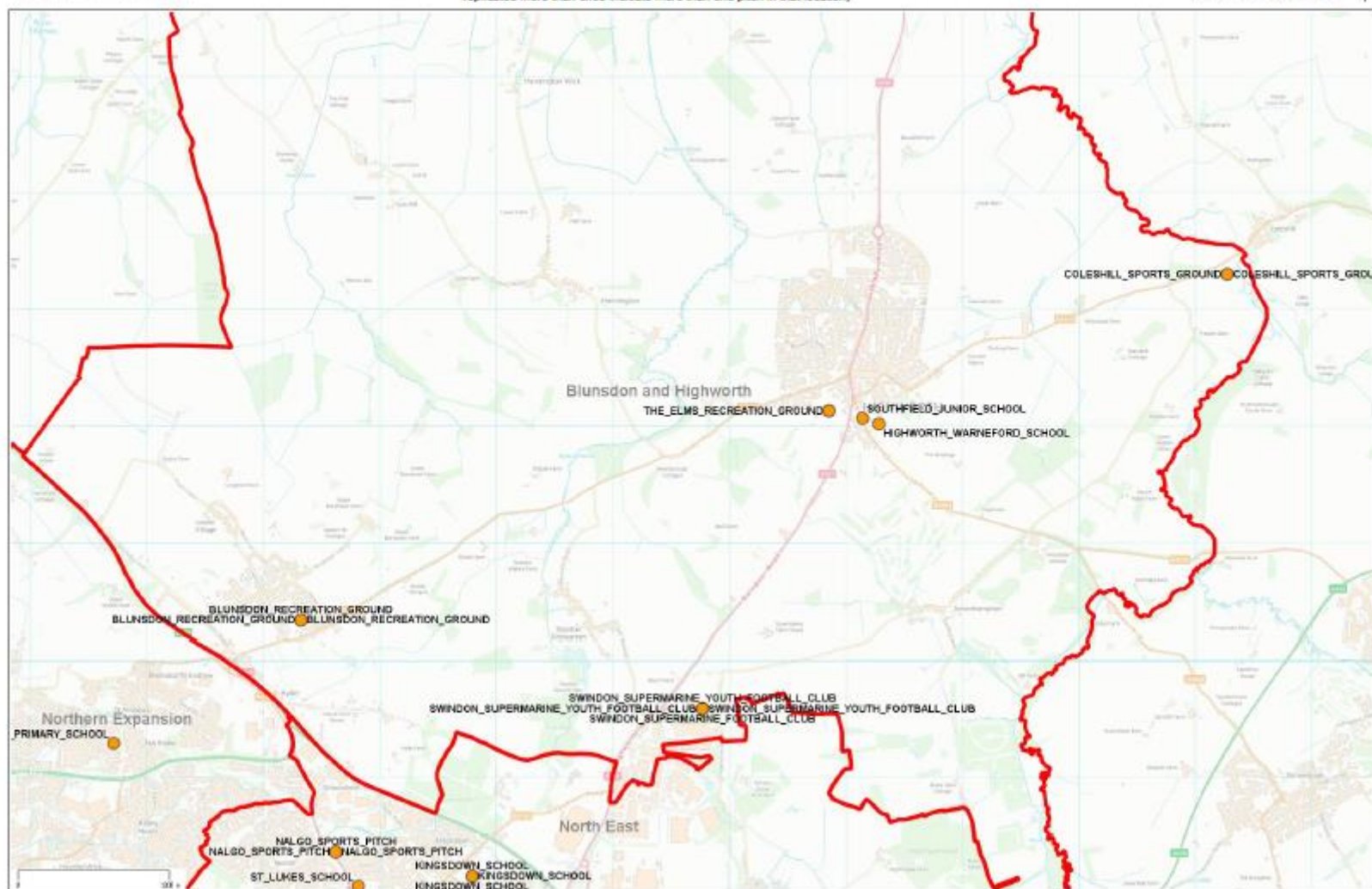
Note: During consultation on the draft strategy, an additional (junior, secure community use) pitch was identified at Church Meadow, Wanborough (not shown on the map above). While not in use at the time of pitch audits, it is being used during the 2017/18 season. Therefore, depending on the amount of use and quality of this pitch there may be a small amount of additional spare, or less, capacity (figuratively, and only a fraction of a full size pitch equivalent) within the sub area. Data has not been adjusted to protect the integrity of the data, collected in 2016.

Football Pitches Com Use

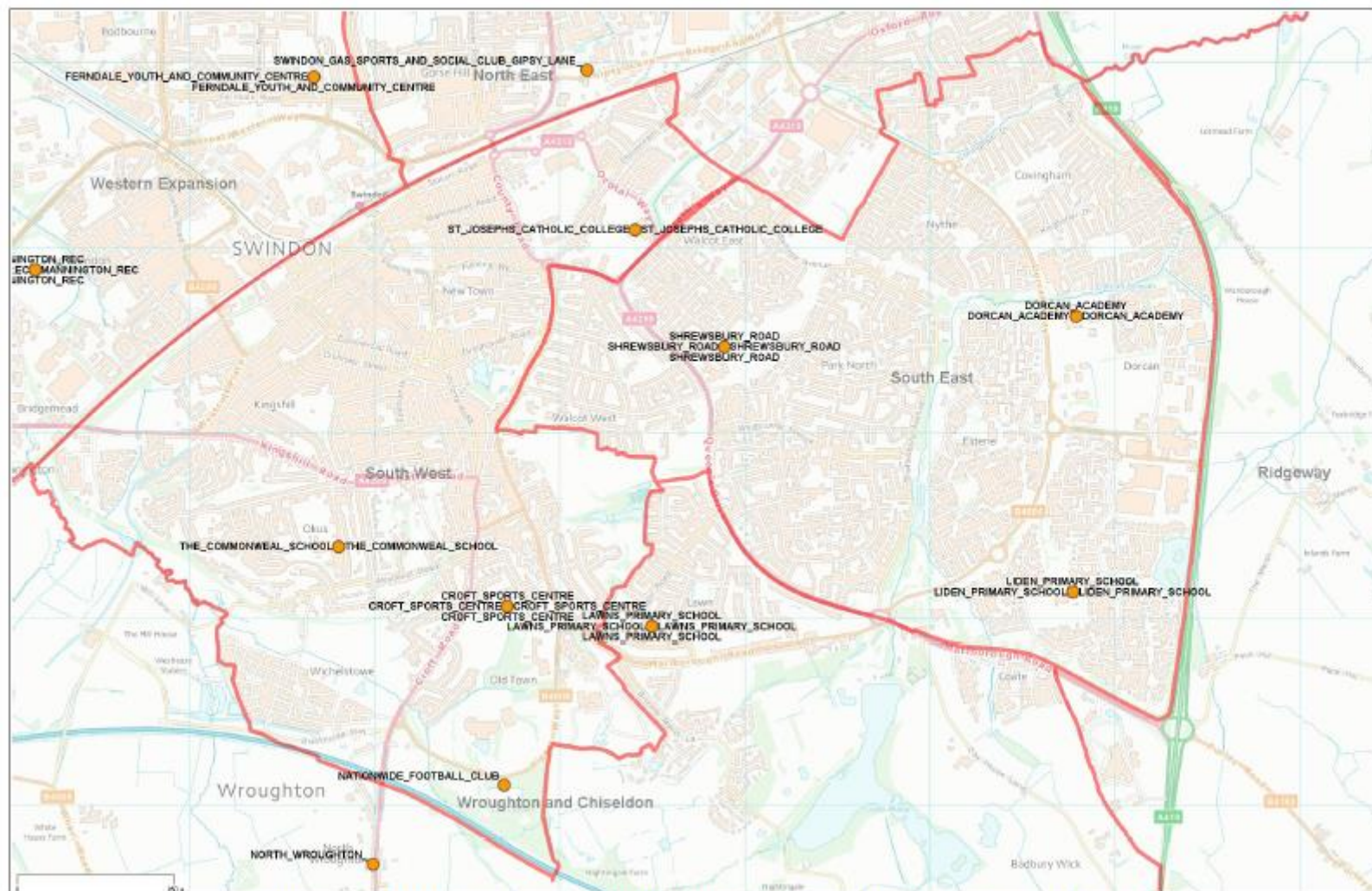
Western Expansion: Grass football pitches with community use
(names replicated more than once indicate more than one pitch in that location)



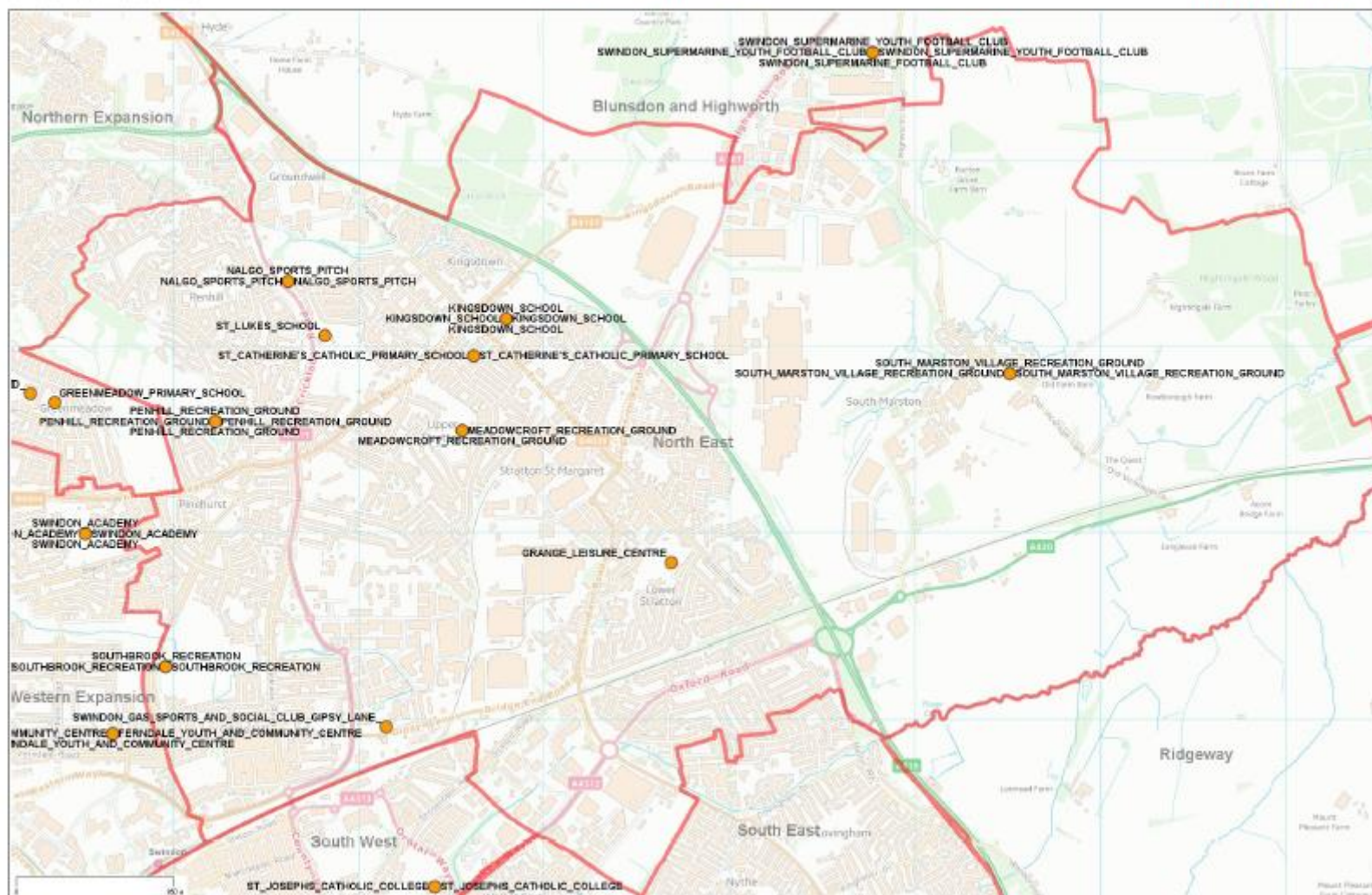
Date Created: 18-1-2017 | Map Centre (Easting/Northing): 412696 / 185005 | Scale: 1:32298 | Contains OS data © Crown copyright (and database right) 2017



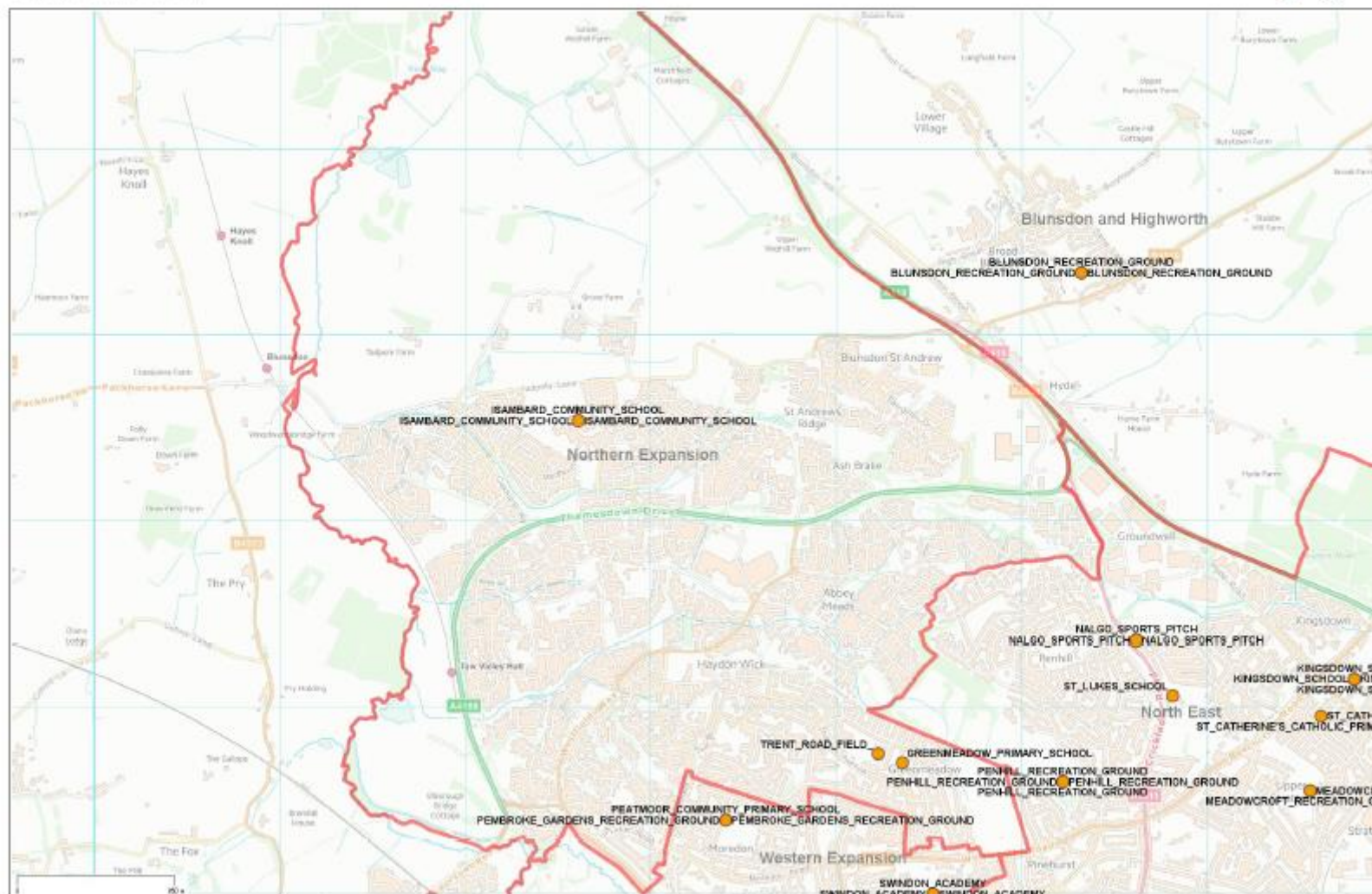
Date Created: 18-1-2017 | Map Centre (Easting/Northing): 418696 / 191777 | Scale: 1:42691 | Contains OS data © Crown copyright (and database right) 2017



Date Created: 24-1-2017 | Map Centre (Easting/Northing): 416755 / 183885 | Scale: 1:27040 | Contains OS data © Crown copyright (and database right) 2017



Date Created: 24-1-2017 | Map Centre (Easting/Northing): 417838 / 187414 | Scale: 1:27040 | Contains OS data © Crown copyright (and database right) 2017



Date Created: 24-1-2017 | Map Centre (Easting/Northing): 413270 / 189353 | Scale: 1:27040 | Contains OS data © Crown copyright (and database right) 2017

Map Key

PPS Pitch ID	Site Name	Pitch Type
F1001s	BLUNSDON RECREATION GROUND	Adult Football
F1002s	BLUNSDON RECREATION GROUND	Mini Soccer 7v7
F1003s	BLUNSDON RECREATION GROUND	Mini Soccer 5v5
F1004	BRIDLEWOOD PRIMARY SCHOOL	Mini Soccer 5v5
F1009	CHISELDON RECREATION GROUND	Adult Football
F1010	CHISELDON RECREATION GROUND	Youth Football 9v9
F1011	CHISELDON RECREATION GROUND	Mini Soccer 5v5
F1016	CROFT SPORTS CENTRE	Adult Football
F1017	CROFT SPORTS CENTRE	Adult Football
F1018s	CROFT SPORTS CENTRE	Youth Football 9v9
F1019	CROFT SPORTS CENTRE	Youth Football 9v9
F1020	CROFT SPORTS CENTRE	Mini Soccer 7v7
F1021	CROFT SPORTS CENTRE	Mini Soccer 7v7
F1024	DORCAN ACADEMY	Adult Football
F1025	DORCAN ACADEMY	Adult Football
F1026	DORCAN ACADEMY	Mini Soccer 5v5
F1031	FERNDALE YOUTH AND COMMUNITY CENTRE	Adult Football
F1032	FERNDALE YOUTH AND COMMUNITY CENTRE	Youth Football 11v11
F1033	FERNDALE YOUTH AND COMMUNITY CENTRE	Mini Soccer 7v7
F1034	FERNDALE YOUTH AND COMMUNITY CENTRE	Mini Soccer 5v5
F1038	GRANGE LEISURE CENTRE	Youth Football 11v11
F1045	HIGHWORTH WARNEFORD SCHOOL	Youth Football 9v9
F1048s	HOOPERS FIELD	Adult Football
F1049s	HOOPERS FIELD	Youth Football 11v11
F1050s	ISAMBARD COMMUNITY SCHOOL	Youth Football 11v11
F1051s	ISAMBARD COMMUNITY SCHOOL	Youth Football 11v11
F1052s	ISAMBARD COMMUNITY SCHOOL	Youth Football 9v9
F1053	KINGSDOWN SCHOOL	Youth Football 11v11
F1054s	KINGSDOWN SCHOOL	Youth Football 11v11
F1055	KINGSDOWN SCHOOL	Youth Football 9v9
F1056s	KINGSDOWN SCHOOL	Youth Football 9v9
F1057	KINGSDOWN SCHOOL	Mini Soccer 7v7
F1058	KINGSDOWN SCHOOL	Mini Soccer 5v5
F1060	LAWNS PRIMARY SCHOOL	Mini Soccer 7v7
F1061	LAWNS PRIMARY SCHOOL	Mini Soccer 7v7
F1062	LAWNS PRIMARY SCHOOL	Mini Soccer 5v5
F1063	LAWNS PRIMARY SCHOOL	Mini Soccer 5v5
F1069	LYDIARD PARK	Youth Football 9v9
F1070	LYDIARD PARK	Mini Soccer 7v7
F1071	LYDIARD PARK	Mini Soccer 7v7
F1072	LYDIARD PARK	Mini Soccer 5v5
F1073s	LYDIARD PARK ACADEMY	Youth Football 9v9
F1074s	LYDIARD PARK ACADEMY	Mini Soccer 7v7

PPS Pitch ID	Site Name	Pitch Type
F1079	MANNINGTON REC	Adult Football
F1080	MANNINGTON REC	Adult Football
F1081	MANNINGTON REC	Adult Football
F1082	MANNINGTON REC	Adult Football
F1083	MANNINGTON REC	Adult Football
F1087	MAUNSELL WAY	Mini Soccer 5v5
F1088	MAUNSELL WAY	Mini Soccer 5v5
F1091	MEADOWCROFT RECREATION GROUND	Adult Football
F1092	MEADOWCROFT RECREATION GROUND	Youth Football 9v9
F1093	MEADOWCROFT RECREATION GROUND	Mini Soccer 7v7
F1094	MEADOWCROFT RECREATION GROUND	Mini Soccer 5v5
F1096	MOREDON PLAYING FIELDS	Adult Football
F1097	MOREDON PLAYING FIELDS	Adult Football
F1098	MOREDON PLAYING FIELDS	Adult Football
F1099	MOREDON PLAYING FIELDS	Adult Football
F1104	NALGO SPORTS PITCH	Adult Football
F1105	NALGO SPORTS PITCH	Adult Football
F1106	NALGO SPORTS PITCH	Mini Soccer 7v7
F1108	NORTH WROUGHTON	Mini Soccer 7v7
F1109s	NOVA HREOD ACADEMY	Adult Football
F1110s	NOVA HREOD ACADEMY	Youth Football 9v9
F1116	PEATMOOR COMMUNITY PRIMARY SCHOOL	Mini Soccer 5v5
F1120	PENHILL RECREATION GROUND	Adult Football
F1121	PENHILL RECREATION GROUND	Adult Football
F1122	PENHILL RECREATION GROUND	Adult Football
F1123	PENHILL RECREATION GROUND	Adult Football
F1124	PENHILL RECREATION GROUND	Adult Football
F1130	RIDGEWAY SCHOOL AND LEISURE CENTRE	Adult Football
F1131	RIDGEWAY SCHOOL AND LEISURE CENTRE	Adult Football
F1132	RIDGEWAY SCHOOL AND LEISURE CENTRE	Adult Football
F1134	RIDGEWAY SCHOOL AND LEISURE CENTRE	Mini Soccer 7v7
F1135	RIDGEWAY SCHOOL AND LEISURE CENTRE	Mini Soccer 5v5
F1139	SEVEN FIELDS PRIMARY SCHOOL	Mini Soccer 7v7
F1141	SHREWSBURY ROAD	Adult Football
F1142	SHREWSBURY ROAD	Adult Football
F1143	SHREWSBURY ROAD	Adult Football
F1144	SHREWSBURY ROAD	Adult Football
F1145	SOUTH MARSTON VILLAGE RECREATION GROUND	Adult Football
F1146	SOUTH MARSTON VILLAGE RECREATION GROUND	Youth Football 11v11
F1147	SOUTH MARSTON VILLAGE RECREATION GROUND	Mini Soccer 7v7
F1148	SOUTHBROOK RECREATION	Adult Football
F1149	SOUTHBROOK RECREATION	Adult Football
F1150	SOUTHBROOK RECREATION	Mini Soccer 7v7
F1151	SOUTHFIELD JUNIOR SCHOOL	Mini Soccer 7v7

PPS Pitch ID	Site Name	Pitch Type
F1152a	ST CATHERINE'S CATHOLIC PRIMARY SCHOOL	Youth Football 9v9
F1152b	ST CATHERINE'S CATHOLIC PRIMARY SCHOOL	Mini Soccer 7v7
F1155ss	ST JOSEPHS CATHOLIC COLLEGE	Adult Football
F1156	ST JOSEPHS CATHOLIC COLLEGE	Mini Soccer 7v7
F1158	ST LUKES SCHOOL	Youth Football 9v9
F1160	SWINDON ACADEMY	Youth Football 11v11
F1161	SWINDON ACADEMY	Youth Football 11v11
F1162	SWINDON ACADEMY	Youth Football 9v9
F1163	SWINDON ACADEMY	Mini Soccer 7v7
F1168	SWINDON GAS SPORTS AND SOCIAL CLUB (GIPSY LANE)	Adult Football
F1169	SWINDON SUPERMARINE FOOTBALL CLUB	Adult Football
F1170	SWINDON SUPERMARINE YOUTH FOOTBALL CLUB	Youth Football 11v11
F1171	SWINDON SUPERMARINE YOUTH FOOTBALL CLUB	Youth Football 9v9
F1172	THE COMMONWEAL SCHOOL	Adult Football
F1173s	THE COMMONWEAL SCHOOL	Youth Football 9v9
F1175s	THE ELMS RECREATION GROUND	Adult Football
F1176s	THE ELMS RECREATION GROUND	Youth Football 9v9
F1177	THE ELMS RECREATION GROUND	Youth Football 11v11
F1178	THE ELMS RECREATION GROUND	Youth Football 9v9
F1179	THE ELMS RECREATION GROUND	Mini Soccer 5v5
F1180	THE ELMS RECREATION GROUND	Mini Soccer 5v5
F1181	THE ELMS RECREATION GROUND	Mini Soccer 7v7
F1183	TRENT ROAD FIELD	Youth Football 9v9
F1184	WANBOROUGH PRIMARY SCHOOL	Mini Soccer 7v7
F1185	WANBOROUGH RECREATION GROUND	Mini Soccer 7v7
F1186	WEIR FIELD	Adult Football
F1189	WROUGHTON JUNIOR SCHOOL	Mini Soccer 7v7
F1190	COLESHILL SPORTS GROUND	Adult Football
F1191	COLESHILL SPORTS GROUND	Mini Soccer 7v7
F1192	SWINDON SUPERMARINE YOUTH FOOTBALL CLUB	Mini Soccer 7v7
F1193s	THE COMMONWEAL SCHOOL	Adult Football
F1064	LIDDINGTON RECREATION GROUND	Youth Football 9v9
F1117	PEMBROKE GARDENS RECREATION GROUND	Adult Football
F1118	PEMBROKE GARDENS RECREATION GROUND	Adult Football
F1167	SWINDON ATHLETIC TRACK	Adult Football
F1174	THE COUNTY GROUND	Adult Football
F1000	ABBAY MEADS COMMUNITY PRIMARY SCHOOL	Mini Soccer 7v7
F1005	BROOK FIELD PRIMARY SCHOOL	Mini Soccer 7v7
F1006	BURDEROP PARK	Adult Football
F1007	CATHERINE WAYTE PRIMARY SCHOOL	Mini Soccer 7v7
F1008	CHISELDON PRIMARY SCHOOL	Mini Soccer 7v7
F1012s	CHURCHFIELDS ACADEMY	Youth Football 11v11
F1013s	CHURCHFIELDS ACADEMY	Youth Football 9v9
F1014	COLEBROOK JUNIOR SCHOOL	Mini Soccer 7v7

PPS Pitch ID	Site Name	Pitch Type
F1015	COVINGHAM PARK PRIMARY SCHOOL	Mini Soccer 7v7
F1022	CROWDY'S HILL SCHOOL	Mini Soccer 5v5
F1023	CROWDY'S HILL SCHOOL	Mini Soccer 5v5
F1030	EVEN SWINDON PRIMARY SCHOOL	Mini Soccer 7v7
F1035	GODDARD PARK ACADEMY	Mini Soccer 7v7
F1039	GREENMEADOW PRIMARY SCHOOL	Mini Soccer 7v7
F1040	HAYDON WICK PRIMARY SCHOOL	Mini Soccer 5v5
F1041	HAYDONLEIGH PRIMARY SCHOOL	Mini Soccer 7v7
F1042	HAZELWOOD ACADEMY	Mini Soccer 5v5
F1044	HIGHWORTH WARNEFORD SCHOOL	Adult Football
F1046	HOLY CROSS CATHOLIC JUNIOR SCHOOL	Mini Soccer 7v7
F1047	HOLY FAMILY CATHOLIC PRIMARY SCHOOL	Mini Soccer 7v7
F1059	LAINESMEAD PRIMARY SCHOOL	Mini Soccer 7v7
F1095	MILLBROOK PRIMARY SCHOOL	Mini Soccer 7v7
F1101	MOREDON PRIMARY SCHOOL	Youth Football 9v9
F1102	MOREDON PRIMARY SCHOOL	Mini Soccer 7v7
F1103	MOUNTFORD MANOR PRIMARY SCHOOL	Mini Soccer 7v7
F1107s	NATIONWIDE FOOTBALL CLUB	Adult Football
F1111	NYTHE PRIMARY SCHOOL	Mini Soccer 7v7
F1112	OAKHURST PRIMARY SCHOOL	Mini Soccer 7v7
F1113	OAKTREE PRIMARY AND NURSERY SCHOOL	Mini Soccer 7v7
F1114	OLIVER THOMPSONS JUNIOR SCHOOL	Mini Soccer 7v7
F1119	PENFOLD GARDENS	Mini Soccer 7v7
F1126	PGL LIDDINGTON	Adult Football
F1128a	REDOAKS PRIMARY SCHOOL	Youth Football 9v9
F1128b	REDOAKS PRIMARY SCHOOL	Mini Soccer 7v7
F1129s	RIDGEWAY SCHOOL AND LEISURE CENTRE	Adult Football
F1137	ROBERT LE KYNG PRIMARY SCHOOL	Mini Soccer 7v7
F1138s	RUSKIN JUNIOR SCHOOL	Mini Soccer 7v7
F1154	ST FRANCIS C OF E PRIMARY SCHOOL	Mini Soccer 7v7
F1157	ST LEONARDS C OF E PRIMARY ACADEMY	Mini Soccer 7v7
F1164	SWINDON ACADEMY (ALTONS CLOSE)	Mini Soccer 5v5
F1166	SWINDON ACADEMY (ALTONS CLOSE)	Mini Soccer 5v5
F1182	TREGOZE PRIMARY SCHOOL	Mini Soccer 7v7
F1065	LIDEN PRIMARY SCHOOL	Youth Football 11v11
F1066	LIDEN PRIMARY SCHOOL	Youth Football 9v9
F1067	LIDEN PRIMARY SCHOOL	Youth Football 9v9
F1075	LYDIARD PARK ACADEMY	Adult Football
F1076	LYDIARD PARK ACADEMY	Mini Soccer 7v7
F1077	LYDIARD PARK ACADEMY	Mini Soccer 5v5
F1078	LYDIARD PARK ACADEMY	Mini Soccer 5v5

Ownership and management type

- 2.18 Of the 71 pitches with secure use for the community, 44 are under Borough Council control. Many others are under the control of other public bodies, Trusts or sports / football clubs. The ownership and management responsibility of secured and unsecured community use pitches are set out below.
- 2.19 The Borough Council is currently (at the time of drafting) going through a process of seeking transfer of many of its playing pitches to control of parish councils, some of which will be newly constituted in spring 2017 in previously unparished parts of the Borough. There is yet no certainty that when these sites are transferred that they will continue to be sites for pitches in the short, medium or long-term. For the purposes of this assessment, the current position in relation to pitch ownership and management and security of tenure has to be assumed. However, it must be noted that the position of security of tenure on some pitches may change in the strategy period to 2021.

Figure F11: Ownership and Management of Football Pitches (community use pitches)

PPS Pitch ID	Site Name	Sub Area	Parish	Ownership Type	Management by	Community use category	Security of community use
F1001s	BLUNSDON RECREATION GROUND	Blunsdon and Highworth	Blunsdon CP	Local Authority (Parish)	Local Authority (in house)	Available for community use and used	Secured
F1002s	BLUNSDON RECREATION GROUND	Blunsdon and Highworth	Blunsdon CP	Local Authority (Parish)	Local Authority (in house)	Available for community use and used	Secured
F1003s	BLUNSDON RECREATION GROUND	Blunsdon and Highworth	Blunsdon CP	Local Authority (Parish)	Local Authority (in house)	Available for community use and used	Secured
F1169	SWINDON SUPERMARINE FOOTBALL CLUB	Blunsdon and Highworth	South Marston CP/Highworth CP	Sports Club	Sport Club	Available for community use and used	Secured
F1170	SWINDON SUPERMARINE YOUTH FOOTBALL CLUB	Blunsdon and Highworth	South Marston CP/Highworth CP	Sports Club	Sport Club	Available for community use and used	Secured
F1171	SWINDON SUPERMARINE YOUTH FOOTBALL CLUB	Blunsdon and Highworth	South Marston CP/Highworth CP	Sports Club	Sport Club	Available for community use and used	Secured
F1175s	THE ELMS RECREATION GROUND	Blunsdon and Highworth	Highworth CP	Local Authority	Sport Club	Available for community use and used	Secured
F1176s	THE ELMS RECREATION GROUND	Blunsdon and Highworth	Highworth CP	Local Authority	Sport Club	Available for community use and used	Secured
F1177	THE ELMS RECREATION GROUND	Blunsdon and Highworth	Highworth CP	Local Authority	Sport Club	Available for community use and used	Secured
F1178	THE ELMS RECREATION GROUND	Blunsdon and Highworth	Highworth CP	Local Authority	Sport Club	Available for community use and used	Secured
F1179	THE ELMS RECREATION GROUND	Blunsdon and Highworth	Highworth CP	Local Authority	Sport Club	Available for community use and used	Secured
F1180	THE ELMS RECREATION GROUND	Blunsdon and Highworth	Highworth CP	Local Authority	Sport Club	Available for community use and used	Secured
F1181	THE ELMS RECREATION GROUND	Blunsdon and Highworth	Highworth CP	Local Authority	Sport Club	Available for community use and used	Secured
F1190	COLESHILL SPORTS GROUND	Blunsdon and Highworth	Highworth CP			Available for community use and used	Secured
F1191	COLESHILL SPORTS GROUND	Blunsdon and Highworth	Highworth CP			Available for community use and used	Secured
F1192	SWINDON SUPERMARINE YOUTH FOOTBALL CLUB	Blunsdon and Highworth	South Marston CP/Highworth CP (sits on border_	Sports Club	Sport Club	Available for community use and used	Secured
F1151	SOUTHFIELD JUNIOR SCHOOL	Blunsdon and Highworth	Highworth CP	Academies	School/College/University (in house)	Available for community use and used	Unsecured

PPS Pitch ID	Site Name	Sub Area	Parish	Ownership Type	Management by	Community use category	Security of community use
F1038	GRANGE LEISURE CENTRE	North East	Stratton St Margaret CP	Local Authority (Parish)	Local Authority (in house)	Available for community use and used	Secured
F1091	MEADOWCROFT RECREATION GROUND	North East	Stratton St Margaret CP	Local Authority (Parish)	Local Authority (in house)	Available for community use and used	Secured
F1092	MEADOWCROFT RECREATION GROUND	North East	Stratton St Margaret CP	Local Authority (Parish)	Local Authority (in house)	Available for community use and used	Secured
F1093	MEADOWCROFT RECREATION GROUND	North East	Stratton St Margaret CP	Local Authority (Parish)	Local Authority (in house)	Available for community use and used	Secured
F1094	MEADOWCROFT RECREATION GROUND	North East	Stratton St Margaret CP	Local Authority (Parish)	Local Authority (in house)	Available for community use and used	Secured
F1104	NALGO SPORTS PITCH	North East	Stratton St Margaret CP	Local Authority	Sports Club	Available for community use and used	Secured
F1105	NALGO SPORTS PITCH	North East	Stratton St Margaret CP	Local Authority	Sports Club	Available for community use and used	Secured
F1106	NALGO SPORTS PITCH	North East	Stratton St Margaret CP	Local Authority	Sports Club	Available for community use and used	Secured
F1120	PENHILL RECREATION GROUND	North East	Central Swindon North CP	Local Authority	Local Authority (in house)	Available for community use and used	Secured
F1121	PENHILL RECREATION GROUND	North East	Central Swindon North CP	Local Authority	Local Authority (in house)	Available for community use and used	Secured
F1122	PENHILL RECREATION GROUND	North East	Central Swindon North CP	Local Authority	Local Authority (in house)	Available for community use and used	Secured
F1123	PENHILL RECREATION GROUND	North East	Central Swindon North CP	Local Authority	Local Authority (in house)	Available for community use and used	Secured
F1124	PENHILL RECREATION GROUND	North East	Central Swindon North CP	Local Authority	Local Authority (in house)	Available for community use and used	Secured
F1145	SOUTH MARSTON VILLAGE RECREATION GROUND	North East	South Marston CP	Community Organisation?	Local Authority (in house)	Available for community use and used	Secured
F1146	SOUTH MARSTON VILLAGE RECREATION GROUND	North East	South Marston CP	Community Organisation?	Local Authority (in house)	Available for community use and used	Secured
F1147	SOUTH MARSTON VILLAGE RECREATION GROUND	North East	South Marston CP	Community Organisation?	Local Authority (in house)	Available for community use and used	Secured
F1148	SOUTHBROOK RECREATION	North East	Central Swindon North CP	Local Authority	Local Authority (in house)	Available for community use and used	Secured
F1149	SOUTHBROOK RECREATION	North East	Central Swindon North CP	Local Authority	Local Authority (in house)	Available for community use and used	Secured
F1150	SOUTHBROOK RECREATION	North East	Central Swindon	Local Authority	Local Authority	Available for community use and used	Secured

PPS Pitch ID	Site Name	Sub Area	Parish	Ownership Type	Management by	Community use category	Security of community use
			North CP		(in house)	use and used	
F1053	KINGSDOWN SCHOOL	North East	Stratton St Margaret CP	Academies	School/College/University (in house)	Available for community use and used	Unsecured
F1054s	KINGSDOWN SCHOOL	North East	Stratton St Margaret CP	Academies	School/College/University (in house)	Available for community use and used	Unsecured
F1055	KINGSDOWN SCHOOL	North East	Stratton St Margaret CP	Academies	School/College/University (in house)	Available for community use and used	Unsecured
F1056s	KINGSDOWN SCHOOL	North East	Stratton St Margaret CP	Academies	School/College/University (in house)	Available for community use and used	Unsecured
F1057	KINGSDOWN SCHOOL	North East	Stratton St Margaret CP	Academies	School/College/University (in house)	Available for community use and used	Unsecured
F1058	KINGSDOWN SCHOOL	North East	Stratton St Margaret CP	Academies	School/College/University (in house)	Available for community use and used	Unsecured
F1152a	ST CATHERINE'S CATHOLIC PRIMARY SCHOOL	North East	Stratton St Margaret CP	Academies	School/College/University (in house)	Available for community use and used	Unsecured
F1152b	ST CATHERINE'S CATHOLIC PRIMARY SCHOOL	North East	Stratton St Margaret CP	Academies	School/College/University (in house)	Available for community use and used	Unsecured
F1158	ST LUKES SCHOOL	North East	Stratton St Margaret CP	Community School Special	School/College/University (in house)	Available for community use and used	Unsecured
F1168	SWINDON GAS SPORTS AND SOCIAL CLUB (GIPSY LANE)	North East	Central Swindon North CP	Sports Club	Sport Club	Available for community use and used	Unsecured
F1183	TRENT ROAD FIELD	Northern	Haydon Wick CP	Local Authority (Parish)	Local Authority (in house)	Available for community use and used	Secured
F1050s	ISAMBARD COMMUNITY SCHOOL	Northern	St Andrews CP	Community school	Private Contractor (PPP/PFI)	Available for community use and used	Unsecured
F1051s	ISAMBARD COMMUNITY SCHOOL	Northern	St Andrews CP	Community school	Private Contractor	Available for community use and used	Unsecured

PPS Pitch ID	Site Name	Sub Area	Parish	Ownership Type	Management by	Community use category	Security of community use
					(PPP/PFI)		
F1052s	ISAMBARD COMMUNITY SCHOOL	Northern	St Andrews CP	Community school	Private Contractor (PPP/PFI)	Available for community use and used	Unsecured
F1039	GREENMEADOW PRIMARY SCHOOL	Northern	Haydon Wick CP	Community school	School/College/University (in house)	Available for community use and used	Unsecured
F1048s	HOOPERS FIELD	Ridgeway	Wanborough CP	Local Authority (Parish)	Local Authority (in house)	Available for community use and used	Secured
F1049s	HOOPERS FIELD	Ridgeway	Wanborough CP	Local Authority (Parish)	Local Authority (in house)	Available for community use and used	Secured
F1185	WANBOROUGH RECREATION GROUND	Ridgeway	Wanborough CP	Local Authority (Parish)	Local Authority (in house)	Available for community use and used	Secured
F1064	LIDDINGTON RECREATION GROUND	Ridgeway	Liddington CP	Local Authority (Parish)	Local Authority (in house)	Available for community use and used	Secured
F1184	WANBOROUGH PRIMARY SCHOOL	Ridgeway	Wanborough CP	Community school	School/College/University (in house)	Available for community use and used	Unsecured
F1141	SHREWSBURY ROAD	South East	Central Swindon South CP	Local Authority	Local Authority (in house)	Available for community use and used	Secured
F1142	SHREWSBURY ROAD	South East	Central Swindon South CP	Local Authority	Local Authority (in house)	Available for community use and used	Secured
F1143	SHREWSBURY ROAD	South East	Central Swindon South CP	Local Authority	Local Authority (in house)	Available for community use and used	Secured
F1144	SHREWSBURY ROAD	South East	Central Swindon South CP	Local Authority	Local Authority (in house)	Available for community use and used	Secured
F1024	DORCAN ACADEMY	South East	Eldene, Liden and Nythe	Academies	School/College/University (in house)	Available for community use and used	Unsecured
F1025	DORCAN ACADEMY	South East	Eldene, Liden and Nythe	Academies	School/College/University (in house)	Available for community use and used	Unsecured
F1026	DORCAN ACADEMY	South East	Eldene, Liden and Nythe	Academies	School/College/University (in house)	Available for community use and used	Unsecured
F1065	LIDEN PRIMARY SCHOOL	South East	Eldene Liden and Nythe CP	Community school	School/College/University (in house)	Available for community use and used	Unsecured

PPS Pitch ID	Site Name	Sub Area	Parish	Ownership Type	Management by	Community use category	Security of community use
					house)		
F1066	LIDEN PRIMARY SCHOOL	South East	Eldene Liden and Nythe CP	Community school	School/College/University (in house)	Available for community use and used	Unsecured
F1067	LIDEN PRIMARY SCHOOL	South East	Eldene Liden and Nythe CP	Community school	School/College/University (in house)	Available for community use and used	Unsecured
F1016	CROFT SPORTS CENTRE	South West	South Swindon CP	Local Authority	Trust	Available for community use and used	Secured
F1017	CROFT SPORTS CENTRE	South West	South Swindon CP	Local Authority	Trust	Available for community use and used	Secured
F1018s	CROFT SPORTS CENTRE	South West	South Swindon CP	Local Authority	Trust	Available for community use and used	Secured
F1019	CROFT SPORTS CENTRE	South West	South Swindon CP	Local Authority	Trust	Available for community use and used	Secured
F1020	CROFT SPORTS CENTRE	South West	South Swindon CP	Local Authority	Trust	Available for community use and used	Secured
F1021	CROFT SPORTS CENTRE	South West	South Swindon CP	Local Authority	Trust	Available for community use and used	Secured
F1155ss	ST JOSEPHS CATHOLIC COLLEGE	South West	Central Swindon South CP	Academies	School/College/University (in house)	Available for community use and used	Unsecured
F1156	ST JOSEPHS CATHOLIC COLLEGE	South West	Central Swindon South CP	Academies	School/College/University (in house)	Available for community use and used	Unsecured
F1172	THE COMMONWEAL SCHOOL	South West	South Swindon CP	Academies	School/College/University (in house)	Available for community use and used	Unsecured
F1173s	THE COMMONWEAL SCHOOL	South West	South Swindon CP	Academies	School/College/University (in house)	Available for community use and used	Unsecured
F1107s	NATIONWIDE FOOTBALL CLUB	South West	South Swindon CP	Industry employees) (for	Industry Sports Club	Available for community use and used	Unsecured
F1031	FERNDAL YOUTH AND COMMUNITY CENTRE	Western	Central Swindon North CP	Local Authority	Community Organisation	Available for community use and used	Secured
F1032	FERNDAL YOUTH AND COMMUNITY CENTRE	Western	Central Swindon North CP	Local Authority	Community Organisation	Available for community use and used	Secured

PPS Pitch ID	Site Name	Sub Area	Parish	Ownership Type	Management by	Community use category	Security of community use
F1033	FERNDAL YOUTH AND COMMUNITY CENTRE	Western	Central North CP Swindon	Local Authority	Community Organisation	Available for community use and used	Secured
F1034	FERNDAL YOUTH AND COMMUNITY CENTRE	Western	Central North CP Swindon	Local Authority	Community Organisation	Available for community use and used	Secured
F1079	MANNINGTON REC	Western	Central North CP Swindon	Local Authority	Local Authority (in house)	Available for community use and used	Secured
F1080	MANNINGTON REC	Western	Central North CP Swindon	Local Authority	Local Authority (in house)	Available for community use and used	Secured
F1081	MANNINGTON REC	Western	Central North CP Swindon	Local Authority	Local Authority (in house)	Available for community use but unused	Secured
F1082	MANNINGTON REC	Western	Central North CP Swindon	Local Authority	Local Authority (in house)	Available for community use and used	Secured
F1083	MANNINGTON REC	Western	Central North CP Swindon	Local Authority	Local Authority (in house)	Available for community use but unused	Secured
F1096	MOREDON PLAYING FIELDS	Western	Central North CP Swindon	Local Authority	Local Authority (in house)	Available for community use and used	Secured
F1097	MOREDON PLAYING FIELDS	Western	Central North CP Swindon	Local Authority	Local Authority (in house)	Available for community use and used	Secured
F1098	MOREDON PLAYING FIELDS	Western	Central North CP Swindon	Local Authority	Local Authority (in house)	Available for community use and used	Secured
F1099	MOREDON PLAYING FIELDS	Western	Central North CP Swindon	Local Authority	Local Authority (in house)	Available for community use and used	Secured
F1117	PEMBROKE GARDENS RECREATION GROUND	Western	Central North CP Swindon	Local Authority	Local Authority (in house)	Available for community use but unused	Secured
F1118	PEMBROKE GARDENS RECREATION GROUND	Western	Central North CP Swindon	Local Authority	Local Authority (in house)	Available for community use but unused	Secured
F1069	LYDIARD PARK	Western	West Swindon CP	Local Authority	Local Authority (in house)	Available for community use and used	Unsecured
F1070	LYDIARD PARK	Western	West Swindon CP	Local Authority	Local Authority (in house)	Available for community use and used	Unsecured
F1071	LYDIARD PARK	Western	West Swindon CP	Local Authority	Local Authority (in house)	Available for community use and used	Unsecured
F1072	LYDIARD PARK	Western	West Swindon CP	Local Authority	Local Authority (in house)	Available for community use and used	Unsecured
F1073s	LYDIARD PARK ACADEMY	Western	West Swindon CP	Academies	School/College/University (in house)	Available for community use and used	Unsecured

PPS Pitch ID	Site Name	Sub Area	Parish	Ownership Type	Management by	Community use category	Security of community use
F1074s	LYDIARD PARK ACADEMY	Western	West Swindon CP	Academies	School/College/University (in house)	Available for community use and used	Unsecured
F1109s	NOVA HREOD ACADEMY	Western	Central Swindon North CP	Academies	Private Contractor (PPP/PFI)	Available for community use and used	Unsecured
F1110s	NOVA HREOD ACADEMY	Western	Central Swindon North CP	Academies	Private Contractor (PPP/PFI)	Available for community use and used	Unsecured
F1160	SWINDON ACADEMY	Western	Central Swindon North CP	Academies	Trust	Available for community use and used	Unsecured
F1161	SWINDON ACADEMY	Western	Central Swindon North CP	Academies	Trust	Available for community use and used	Unsecured
F1162	SWINDON ACADEMY	Western	Central Swindon North CP	Academies	Trust	Available for community use and used	Unsecured
F1163	SWINDON ACADEMY	Western	Central Swindon North CP	Academies	Trust	Available for community use and used	Unsecured
F1075	LYDIARD PARK ACADEMY	Western	West Swindon CP	Academies		Available for community use and used	Unsecured
F1076	LYDIARD PARK ACADEMY	Western	West Swindon CP	Academies		Available for community use and used	Unsecured
F1077	LYDIARD PARK ACADEMY	Western	West Swindon CP	Academies		Available for community use and used	Unsecured
F1078	LYDIARD PARK ACADEMY	Western	West Swindon CP	Academies		Available for community use and used	Unsecured
F1009	CHISELDON RECREATION GROUND	Wroughton and Chiseldon	Chiseldon CP	Local Authority (Parish)	Sport Club	Available for community use and used	Secured
F1010	CHISELDON RECREATION GROUND	Wroughton and Chiseldon	Chiseldon CP	Local Authority (Parish)	Sport Club	Available for community use and used	Secured
F1011	CHISELDON RECREATION GROUND	Wroughton and Chiseldon	Chiseldon CP	Local Authority (Parish)	Sport Club	Available for community use and used	Secured
F1087	MAUNSELL WAY	Wroughton and Chiseldon	Wroughton CP	Local Authority (Parish)	Local Authority (in house)	Available for community use and used	Secured
F1088	MAUNSELL WAY	Wroughton and Chiseldon	Wroughton CP	Local Authority (Parish)	Local Authority (in house)	Available for community use and used	Secured
F1108	NORTH WROUGHTON	Wroughton and Chiseldon	Wroughton CP	Local Authority (Parish)	Local Authority (in house)	Available for community use and used	Secured

PPS Pitch ID	Site Name	Sub Area	Parish	Ownership Type	Management by	Community use category	Security of community use
F1186	WEIR FIELD	Wroughton and Chiseldon	Wroughton CP	Local Authority (Parish)	Local Authority (in house)	Available for community use and used	Secured
F1060	LAWNS PRIMARY SCHOOL	Wroughton and Chiseldon	South Swindon CP	Community school	School/College/University (in house)	Available for community use and used	Unsecured
F1061	LAWNS PRIMARY SCHOOL	Wroughton and Chiseldon	South Swindon CP	Community school	School/College/University (in house)	Available for community use and used	Unsecured
F1062	LAWNS PRIMARY SCHOOL	Wroughton and Chiseldon	South Swindon CP	Community school	School/College/University (in house)	Available for community use and used	Unsecured
F1063	LAWNS PRIMARY SCHOOL	Wroughton and Chiseldon	South Swindon CP	Community school	School/College/University (in house)	Available for community use and used	Unsecured
F1130	RIDGEWAY SCHOOL AND LEISURE CENTRE	Wroughton and Chiseldon	Wroughton CP	Academies	Other	Available for community use and used	Unsecured
F1131	RIDGEWAY SCHOOL AND LEISURE CENTRE	Wroughton and Chiseldon	Wroughton CP	Academies	Other	Available for community use and used	Unsecured
F1132	RIDGEWAY SCHOOL AND LEISURE CENTRE	Wroughton and Chiseldon	Wroughton CP	Academies	Other	Available for community use and used	Unsecured
F1134	RIDGEWAY SCHOOL AND LEISURE CENTRE	Wroughton and Chiseldon	Wroughton CP	Academies	Other	Available for community use and used	Unsecured
F1135	RIDGEWAY SCHOOL AND LEISURE CENTRE	Wroughton and Chiseldon	Wroughton CP	Academies	Other	Available for community use and used	Unsecured
F1189	WROUGHTON JUNIOR SCHOOL	Wroughton and Chiseldon	Wroughton CP	Community school	School/College/University (in house)	Available for community use and used	Unsecured

Quality of Existing Provision (pitches and ancillary facilities)

- 2.20 A key part of the assessment has been a thorough audit of pitches undertaken by the Swindon Borough Council officers and the Swindon Sports Forum. The audit, the results of which has been checked, challenged and verified by the FA and WFA (and shared with league representatives), is based on an on-site evaluation of the quality, quantity and accessibility of facilities, from which an overall score has been derived to indicate whether a pitch and its ancillary facilities (such as changing rooms) are in a good, standard or poor condition. The check and challenge process, together with comments made by clubs in surveys have helped to augment (and 'ground') the audit scores in reality, presenting a cross-season rating as the site audit itself can only provide a snapshot in time of quality. The audit form used for the audits is approved by the FA and is included as part of the PPS guidance.
- 2.21 The figure below identifies the scores from the audit of pitches identified during the exercise. Comments on quality and accessibility issues for specific pitches, where raised by clubs and the FA, are set out in the appended pitch overviews (please refer to the appendices).
- 2.22 While all pitches where access could be gained were assessed in terms of the pitch and ancillary facilities' quality, for the assessment our focus is on those pitches where there is community access, whether secured or unsecured. Quality ratings for pitches without any community access are available in the data spreadsheet provided by Swindon Borough Council and the full set of quality scores is appended to this assessment for information. The quality scores of the pitches with no community access could become important if any of these pitches were to be opened up for community use in the future.
- 2.23 While the quality of pitches were "standard" or "good", within the ratings for standard, some scored close to being rated "poor" and some closer to a rating of "good". The specific nuances of pitch quality are picked up later in the assessment where individual pitches are scrutinised.

Figure F12: Audit scores for community access pitches

PPS Pitch ID	Site Name	Sub Area	Parish	Pitch Type	Agreed Pitch Quality Rating	Quality of ancillary facilities
F1001s	BLUNSDON RECREATION GROUND	Blunsdon and Highworth	Blunsdon CP	Adult Football	Standard	Good
F1002s	BLUNSDON RECREATION GROUND	Blunsdon and Highworth	Blunsdon CP	Mini Soccer 7v7	Standard	Good
F1003s	BLUNSDON RECREATION GROUND	Blunsdon and Highworth	Blunsdon CP	Mini Soccer 5v5	Standard	Good
F1151	SOUTHFIELD JUNIOR SCHOOL	Blunsdon and Highworth	Highworth CP	Mini Soccer 7v7	Standard	
F1175s	THE ELMS RECREATION GROUND	Blunsdon and Highworth	Highworth CP	Adult Football	Good	Good
F1176s	THE ELMS RECREATION GROUND	Blunsdon and Highworth	Highworth CP	Youth Football 9v9	Standard	Good
F1177	THE ELMS RECREATION GROUND	Blunsdon and Highworth	Highworth CP	Youth Football 11v11	Standard	Good
F1178	THE ELMS RECREATION GROUND	Blunsdon and Highworth	Highworth CP	Youth Football 9v9	Standard	Good
F1179	THE ELMS RECREATION GROUND	Blunsdon and Highworth	Highworth CP	Mini Soccer 5v5	Standard	Good
F1180	THE ELMS RECREATION GROUND	Blunsdon and Highworth	Highworth CP	Mini Soccer 5v5	Standard	Good
F1181	THE ELMS RECREATION GROUND	Blunsdon and Highworth	Highworth CP	Mini Soccer 7v7	Standard	Good
F1190	COLESHILL SPORTS GROUND	Blunsdon and Highworth	Highworth CP	Adult Football		
F1191	COLESHILL SPORTS GROUND	Blunsdon and Highworth	Highworth CP	Mini Soccer 7v7		
F1169	SWINDON SUPERMARINE FOOTBALL CLUB	Blunsdon and Highworth	South Marston CP/Highworth CP	Adult Football	Good	Good
F1170	SWINDON SUPERMARINE YOUTH FOOTBALL CLUB	Blunsdon and Highworth	South Marston CP/Highworth CP	Youth Football 11v11	Standard	
F1171	SWINDON SUPERMARINE YOUTH FOOTBALL CLUB	Blunsdon and Highworth	South Marston CP/Highworth CP	Youth Football 9v9	Standard	
F1192	SWINDON SUPERMARINE YOUTH FOOTBALL CLUB	Blunsdon and Highworth	South Marston CP/Highworth CP	Mini Soccer 7v7	Standard	
F1120	PENHILL RECREATION GROUND	North East	Central Swindon North CP	Adult Football	Standard	Standard
F1121	PENHILL RECREATION GROUND	North East	Central Swindon North CP	Adult Football	Good	Standard
F1122	PENHILL RECREATION GROUND	North East	Central Swindon North CP	Adult Football	Standard	Standard
F1123	PENHILL RECREATION GROUND	North East	Central Swindon North CP	Adult Football	Standard	Standard
F1124	PENHILL RECREATION GROUND	North East	Central Swindon North CP	Adult Football	Good	Standard
F1148	SOUTHBROOK RECREATION	North East	Central Swindon North CP	Adult Football	Standard	Standard
F1149	SOUTHBROOK RECREATION	North East	Central Swindon North CP	Adult Football	Standard	Standard
F1150	SOUTHBROOK RECREATION	North East	Central Swindon North CP	Mini Soccer 7v7	Standard	Standard
F1168	SWINDON GAS SPORTS AND SOCIAL CLUB (GIPSY LANE)	North East	Central Swindon North CP	Adult Football	Standard	
F1145	SOUTH MARSTON VILLAGE RECREATION GROUND	North East	South Marston CP	Adult Football	Standard	Standard
F1146	SOUTH MARSTON VILLAGE RECREATION GROUND	North East	South Marston CP	Youth Football 11v11	Standard	Standard
F1147	SOUTH MARSTON VILLAGE RECREATION GROUND	North East	South Marston CP	Mini Soccer 7v7	Standard	Standard
F1091	MEADOWCROFT RECREATION GROUND	North East	Stratton St Margaret CP	Adult Football	Standard	Standard
F1092	MEADOWCROFT RECREATION GROUND	North East	Stratton St Margaret CP	Youth Football 9v9	Standard	Standard
F1093	MEADOWCROFT RECREATION GROUND	North East	Stratton St Margaret CP	Mini Soccer 7v7	Standard	Standard
F1094	MEADOWCROFT RECREATION GROUND	North East	Stratton St Margaret CP	Mini Soccer 5v5	Standard	Standard
F1104	NALGO SPORTS PITCH	North East	Stratton St Margaret CP	Adult Football	Standard	Standard
F1105	NALGO SPORTS PITCH	North East	Stratton St Margaret CP	Adult Football	Standard	Standard

PPS Pitch ID	Site Name	Sub Area	Parish	Pitch Type	Agreed Pitch Quality Rating	Quality of ancillary facilities
F1106	NALGO SPORTS PITCH	North East	Stratton St Margaret CP	Mini Soccer 7v7	Standard	Standard
F1152a	ST CATHERINE'S CATHOLIC PRIMARY SCHOOL	North East	Stratton St Margaret CP	Youth Football 9v9	Good	
F1152b	ST CATHERINE'S CATHOLIC PRIMARY SCHOOL	North East	Stratton St Margaret CP	Mini Soccer 7v7	Good	
F1158	ST LUKES SCHOOL	North East	Stratton St Margaret CP	Youth Football 9v9	Good	Standard
F1038	GRANGE LEISURE CENTRE	North East	Stratton St Margaret CP	Youth Football 11v11	Standard	Good
F1053	KINGSDOWN SCHOOL	North East	Stratton St Margaret CP	Youth Football 11v11	Standard	Standard
F1054s	KINGSDOWN SCHOOL	North East	Stratton St Margaret CP	Youth Football 11v11	Standard	Standard
F1055	KINGSDOWN SCHOOL	North East	Stratton St Margaret CP	Youth Football 9v9	Good	Standard
F1056s	KINGSDOWN SCHOOL	North East	Stratton St Margaret CP	Youth Football 9v9	Standard	Standard
F1057	KINGSDOWN SCHOOL	North East	Stratton St Margaret CP	Mini Soccer 7v7	Good	Standard
F1058	KINGSDOWN SCHOOL	North East	Stratton St Margaret CP	Mini Soccer 5v5	Standard	Standard
F1183	TRENT ROAD FIELD	Northern	Haydon Wick CP	Youth Football 9v9	Standard	
F1039	GREENMEADOW PRIMARY SCHOOL	Northern	Haydon Wick CP	Mini Soccer 7v7	Standard	
F1050s	ISAMBARD COMMUNITY SCHOOL	Northern	St Andrews CP	Youth Football 11v11	Standard	Standard
F1051s	ISAMBARD COMMUNITY SCHOOL	Northern	St Andrews CP	Youth Football 11v11	Standard	Standard
F1052s	ISAMBARD COMMUNITY SCHOOL	Northern	St Andrews CP	Youth Football 9v9	Standard	Standard
F1064	LIDDINGTON RECREATION GROUND	Ridgeway	Liddington CP	Youth Football 9v9	Standard	
F1048s	HOOPERS FIELD	Ridgeway	Wanborough CP	Adult Football	Standard	Good
F1049s	HOOPERS FIELD	Ridgeway	Wanborough CP	Youth Football 11v11	Standard	Good
F1184	WANBOROUGH PRIMARY SCHOOL	Ridgeway	Wanborough CP	Mini Soccer 7v7	Standard	
F1185	WANBOROUGH RECREATION GROUND	Ridgeway	Wanborough CP	Mini Soccer 7v7	Standard	
F1141	SHREWSBURY ROAD	South East	Central Swindon South CP	Adult Football	Standard	Standard
F1142	SHREWSBURY ROAD	South East	Central Swindon South CP	Adult Football	Standard	Standard
F1143	SHREWSBURY ROAD	South East	Central Swindon South CP	Adult Football	Standard	Standard
F1144	SHREWSBURY ROAD	South East	Central Swindon South CP	Adult Football	Standard	Standard
F1065	LIDEN PRIMARY SCHOOL	South East	Eldene Liden and Nythe CP	Youth Football 11v11	Standard	
F1066	LIDEN PRIMARY SCHOOL	South East	Eldene Liden and Nythe CP	Youth Football 9v9	Standard	
F1067	LIDEN PRIMARY SCHOOL	South East	Eldene Liden and Nythe CP	Youth Football 9v9	Standard	
F1024	DORCAN ACADEMY	South East	Eldene, Liden and Nythe	Adult Football	Standard	Standard
F1025	DORCAN ACADEMY	South East	Eldene, Liden and Nythe	Adult Football	Standard	Standard
F1026	DORCAN ACADEMY	South East	Eldene, Liden and Nythe	Mini Soccer 5v5	Standard	Standard
F1155ss	ST JOSEPHS CATHOLIC COLLEGE	South West	Central Swindon South CP	Adult Football	Good	Standard
F1156	ST JOSEPHS CATHOLIC COLLEGE	South West	Central Swindon South CP	Mini Soccer 7v7	Good	Standard
F1016	CROFT SPORTS CENTRE	South West	South Swindon CP	Adult Football	Good	Good
F1017	CROFT SPORTS CENTRE	South West	South Swindon CP	Adult Football	Good	Good
F1018s	CROFT SPORTS CENTRE	South West	South Swindon CP	Youth Football 9v9	Standard	Good
F1019	CROFT SPORTS CENTRE	South West	South Swindon CP	Youth Football 9v9	Standard	Good

PPS Pitch ID	Site Name	Sub Area	Parish	Pitch Type	Agreed Pitch Quality Rating	Quality of ancillary facilities
F1020	CROFT SPORTS CENTRE	South West	South Swindon CP	Mini Soccer 7v7	Good	Good
F1021	CROFT SPORTS CENTRE	South West	South Swindon CP	Mini Soccer 7v7	Good	Good
F1172	THE COMMONWEAL SCHOOL	South West	South Swindon CP	Adult Football	Good	Standard
F1173s	THE COMMONWEAL SCHOOL	South West	South Swindon CP	Youth Football 9v9	Good	Standard
F1107s	NATIONWIDE FOOTBALL CLUB	South West	South Swindon CP	Adult Football	Good	Good
F1031	FERNDAL YOUTH AND COMMUNITY CENTRE	Western	Central Swindon North CP	Adult Football	Standard	Standard
F1032	FERNDAL YOUTH AND COMMUNITY CENTRE	Western	Central Swindon North CP	Youth Football 11v11	Standard	Standard
F1033	FERNDAL YOUTH AND COMMUNITY CENTRE	Western	Central Swindon North CP	Mini Soccer 7v7	Standard	Standard
F1034	FERNDAL YOUTH AND COMMUNITY CENTRE	Western	Central Swindon North CP	Mini Soccer 5v5	Standard	Standard
F1079	MANNINGTON REC	Western	Central Swindon North CP	Adult Football	Standard	Poor
F1080	MANNINGTON REC	Western	Central Swindon North CP	Adult Football	Standard	Poor
F1081	MANNINGTON REC	Western	Central Swindon North CP	Adult Football	Poor	Poor
F1082	MANNINGTON REC	Western	Central Swindon North CP	Adult Football	Standard	Poor
F1083	MANNINGTON REC	Western	Central Swindon North CP	Adult Football	Poor	Poor
F1096	MOREDON PLAYING FIELDS	Western	Central Swindon North CP	Adult Football	Standard	Poor
F1097	MOREDON PLAYING FIELDS	Western	Central Swindon North CP	Adult Football	Standard	Poor
F1098	MOREDON PLAYING FIELDS	Western	Central Swindon North CP	Adult Football	Standard	Poor
F1099	MOREDON PLAYING FIELDS	Western	Central Swindon North CP	Adult Football	Standard	Poor
F1109s	NOVA HREOD ACADEMY	Western	Central Swindon North CP	Adult Football	Standard	
F1110s	NOVA HREOD ACADEMY	Western	Central Swindon North CP	Youth Football 9v9	Standard	
F1160	SWINDON ACADEMY	Western	Central Swindon North CP	Youth Football 11v11	Good	Good
F1161	SWINDON ACADEMY	Western	Central Swindon North CP	Youth Football 11v11	Standard	Good
F1162	SWINDON ACADEMY	Western	Central Swindon North CP	Youth Football 9v9	Good	Good
F1163	SWINDON ACADEMY	Western	Central Swindon North CP	Mini Soccer 7v7	Good	Good
F1117	PEMBROKE GARDENS RECREATION GROUND	Western	Central Swindon North CP	Adult Football	Standard	Poor
F1118	PEMBROKE GARDENS RECREATION GROUND	Western	Central Swindon North CP	Adult Football	Standard	Poor
F1069	LYDIARD PARK	Western	West Swindon CP	Youth Football 9v9	Standard	
F1070	LYDIARD PARK	Western	West Swindon CP	Mini Soccer 7v7	Standard	
F1071	LYDIARD PARK	Western	West Swindon CP	Mini Soccer 7v7	Standard	
F1072	LYDIARD PARK	Western	West Swindon CP	Mini Soccer 5v5	Standard	
F1073s	LYDIARD PARK ACADEMY	Western	West Swindon CP	Youth Football 9v9	Good	Standard
F1074s	LYDIARD PARK ACADEMY	Western	West Swindon CP	Mini Soccer 7v7	Good	Standard
F1075	LYDIARD PARK ACADEMY	Western	West Swindon CP	Adult Football	Good	
F1076	LYDIARD PARK ACADEMY	Western	West Swindon CP	Mini Soccer 7v7	Good	
F1077	LYDIARD PARK ACADEMY	Western	West Swindon CP	Mini Soccer 5v5	Good	
F1078	LYDIARD PARK ACADEMY	Western	West Swindon CP	Mini Soccer 5v5	Good	
F1009	CHISELDON RECREATION GROUND	Wroughton and Chiseldon	Chiseldon CP	Adult Football	Standard	Standard

PPS Pitch ID	Site Name	Sub Area	Parish	Pitch Type	Agreed Pitch Quality Rating	Quality of ancillary facilities
F1010	CHISELDON RECREATION GROUND	Wroughton and Chiseldon	Chiseldon CP	Youth Football 9v9	Standard	Standard
F1011	CHISELDON RECREATION GROUND	Wroughton and Chiseldon	Chiseldon CP	Mini Soccer 5v5	Standard	Standard
F1060	LAWNS PRIMARY SCHOOL	Wroughton and Chiseldon	South Swindon CP	Mini Soccer 7v7	Standard	
F1061	LAWNS PRIMARY SCHOOL	Wroughton and Chiseldon	South Swindon CP	Mini Soccer 7v7	Standard	
F1062	LAWNS PRIMARY SCHOOL	Wroughton and Chiseldon	South Swindon CP	Mini Soccer 5v5	Good	
F1063	LAWNS PRIMARY SCHOOL	Wroughton and Chiseldon	South Swindon CP	Mini Soccer 5v5	Standard	
F1087	MAUNSELL WAY	Wroughton and Chiseldon	Wroughton CP	Mini Soccer 5v5	Standard	Standard
F1088	MAUNSELL WAY	Wroughton and Chiseldon	Wroughton CP	Mini Soccer 5v5	Poor	Standard
F1108	NORTH WROUGHTON	Wroughton and Chiseldon	Wroughton CP	Mini Soccer 7v7	Good	
F1130	RIDGEWAY SCHOOL AND LEISURE CENTRE	Wroughton and Chiseldon	Wroughton CP	Adult Football	Standard	Standard
F1131	RIDGEWAY SCHOOL AND LEISURE CENTRE	Wroughton and Chiseldon	Wroughton CP	Adult Football	Standard	Standard
F1132	RIDGEWAY SCHOOL AND LEISURE CENTRE	Wroughton and Chiseldon	Wroughton CP	Adult Football	Standard	Standard
F1134	RIDGEWAY SCHOOL AND LEISURE CENTRE	Wroughton and Chiseldon	Wroughton CP	Mini Soccer 7v7	Standard	Standard
F1135	RIDGEWAY SCHOOL AND LEISURE CENTRE	Wroughton and Chiseldon	Wroughton CP	Mini Soccer 5v5	Standard	Standard
F1186	WEIR FIELD	Wroughton and Chiseldon	Wroughton CP	Adult Football	Good	Good
F1189	WROUGHTON JUNIOR SCHOOL	Wroughton and Chiseldon	Wroughton CP	Mini Soccer 7v7	Standard	

Supplementary Quality Data (match cancellations)

- 2.24 Data on the number of cancellations on a pitch during a season is useful in supplementing and grounding quality and carrying capacity scores. The following pitches have a record of the number of cancellations made during the season.

Figure F13: Cancellation Records on Community Use Pitches

PPS Pitch ID	Site Name	Sub Area	Parish	Security of community use	No. of cancelled matches where home pitch
F1175s	THE ELMS RECREATION GROUND	Blunsdon and Highworth	Highworth CP	Secured	40 for whole ground, not just this pitch - Poor weather and associated poor ground conditions
F1176s	THE ELMS RECREATION GROUND	Blunsdon and Highworth	Highworth CP	Secured	40 for whole ground, not just this pitch - Poor weather and associated poor ground conditions
F1177	THE ELMS RECREATION GROUND	Blunsdon and Highworth	Highworth CP	Secured	40 for whole ground, not just this pitch - Poor weather and associated poor ground conditions
F1178	THE ELMS RECREATION GROUND	Blunsdon and Highworth	Highworth CP	Secured	40 for whole ground, not just this pitch - Poor weather and associated poor ground conditions
F1179	THE ELMS RECREATION GROUND	Blunsdon and Highworth	Highworth CP	Secured	40 for whole ground, not just this pitch - Poor weather and associated poor ground conditions
F1180	THE ELMS RECREATION GROUND	Blunsdon and Highworth	Highworth CP	Secured	40 for whole ground, not just this pitch - Poor weather and associated poor ground conditions
F1181	THE ELMS RECREATION GROUND	Blunsdon and Highworth	Highworth CP	Secured	40 for whole ground, not just this pitch - Poor weather and associated poor ground conditions
F1170	SWINDON SUPERMARINE YOUTH FOOTBALL CLUB	Blunsdon and Highworth	South Marston CP/Highworth CP	Secured	25 for whole site, not just this pitch - poor weather, poor ground conditions due to poor weather, and damage by other use of pitch
F1171	SWINDON SUPERMARINE YOUTH FOOTBALL CLUB	Blunsdon and Highworth	South Marston CP/Highworth CP	Secured	25 for whole site, not just this pitch - poor weather, poor ground conditions due to poor weather, and damage by other use of pitch
F1192	SWINDON SUPERMARINE YOUTH FOOTBALL CLUB	Blunsdon and Highworth	South Marston CP/Highworth CP	Secured	25 for whole site, not just this pitch - poor weather, poor ground conditions due to poor weather, and damage by other use of pitch
F1145	SOUTH MARSTON VILLAGE RECREATION GROUND	North East	South Marston CP	Secured	10 for whole ground, not just this pitch - Poor weather and associated poor ground conditions
F1146	SOUTH MARSTON VILLAGE RECREATION GROUND	North East	South Marston CP	Secured	10 for whole ground, not just this pitch - Poor weather and associated poor ground conditions
F1147	SOUTH MARSTON VILLAGE RECREATION GROUND	North East	South Marston CP	Secured	10 for whole ground, not just this pitch - Poor weather and associated poor ground conditions
F1091	MEADOWCROFT RECREATION GROUND	North East	Stratton St Margaret CP	Secured	20 for whole site, not just this pitch - poor ground conditions due to poor weather
F1092	MEADOWCROFT RECREATION GROUND	North East	Stratton St Margaret CP	Secured	20 for whole site, not just this pitch - poor ground conditions due to poor weather
F1093	MEADOWCROFT RECREATION GROUND	North East	Stratton St Margaret CP	Secured	20 for whole site, not just this pitch - poor ground conditions due to poor weather
F1094	MEADOWCROFT	North East	Stratton St	Secured	20 for whole site, not just this pitch -

PPS Pitch ID	Site Name	Sub Area	Parish	Security of community use	No. of cancelled matches where home pitch
	RECREATION GROUND		Margaret CP		poor ground conditions due to poor weather
F1051s	ISAMBARD COMMUNITY SCHOOL	Northern	St Andrews CP	Unsecured	12 - poor weather, poor ground conditions, badly prepared surface, another club using pitch
F1048s	HOOPERS FIELD	Ridgeway	Wanborough CP	Secured	8 for whole site, not just this pitch - poor ground conditions due to bad weather
F1049s	HOOPERS FIELD	Ridgeway	Wanborough CP	Secured	8 for whole site, not just this pitch - poor ground conditions due to bad weather
F1155ss	ST JOSEPHS CATHOLIC COLLEGE	South West	Central Swindon South CP	Unsecured	2-3 due to bad weather
F1018s	CROFT SPORTS CENTRE	South West	South Swindon CP	Secured	No matches on the 9v9 pitches for several weeks due to waterlogging
F1019	CROFT SPORTS CENTRE	South West	South Swindon CP	Secured	No matches on the 9v9 pitches for several weeks due to waterlogging
F1173s	THE COMMONWEAL SCHOOL	South West	South Swindon CP	Unsecured	8 - due to badgers
F1031	FERNDAL YOUTH AND COMMUNITY CENTRE	Western	Central Swindon North CP	Secured	50 for whole site, not just this pitch
F1032	FERNDAL YOUTH AND COMMUNITY CENTRE	Western	Central Swindon North CP	Secured	50 for whole site, not just this pitch
F1033	FERNDAL YOUTH AND COMMUNITY CENTRE	Western	Central Swindon North CP	Secured	50 for whole site, not just this pitch
F1034	FERNDAL YOUTH AND COMMUNITY CENTRE	Western	Central Swindon North CP	Secured	50 for whole site, not just this pitch
F1079	MANNINGTON REC	Western	Central Swindon North CP	Secured	3 - poor weather and poor ground conditions
F1069	LYDIARD PARK	Western	West Swindon CP	Unsecured	25 across whole site, not just this pitch - poor weather
F1070	LYDIARD PARK	Western	West Swindon CP	Unsecured	25 across whole site, not just this pitch - poor weather
F1071	LYDIARD PARK	Western	West Swindon CP	Unsecured	25 across whole site, not just this pitch - poor weather
F1072	LYDIARD PARK	Western	West Swindon CP	Unsecured	25 across whole site, not just this pitch - poor weather

Accessibility of Existing Provision (cost, physical access, constraints on use)

- 2.25 The accessibility of pitches is an important factor in understanding the real balance between supply and demand. Issues such as cost, physical accessibility and ease of booking use can all affect the availability and need for improvements or additional provision of pitches.
- 2.26 Some clubs referred to a lack of car parking provision on match days. The cost of Borough Council run pitches was also raised by clubs as an impediment with some clubs citing that the use of unsecure pitches was partly due to the “offer” being better from non-local authority providers. A number of clubs also mentioned that cost is a factor with regard to use of AGPs for training.
- 2.27 Pitch specific accessibility issues identified during the assessment are set out in detail later in this report and also included in the pitch overviews appended (please refer to the appendices).

Carrying Capacity for Pitch Quality

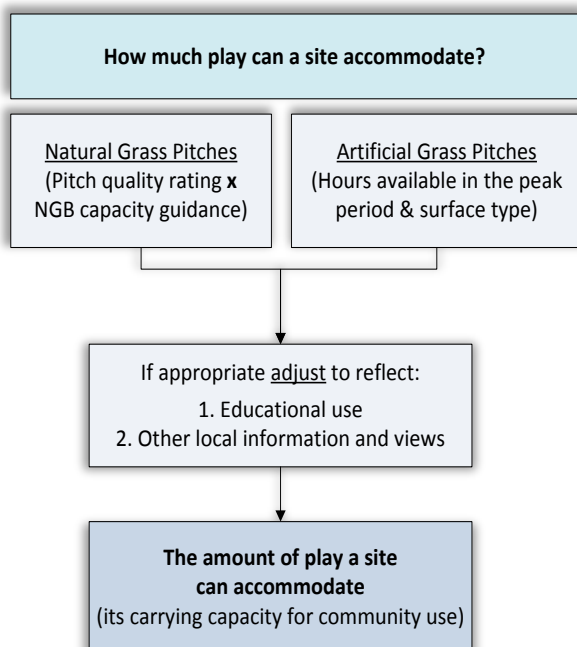
- 2.28 Knowing the quality of a pitch allows us to make an assumption of how many matches each size and type of pitch should be able to accommodate without leading to deterioration of the pitch's quality. This is called its carrying capacity. The figures are provided as "match equivalent sessions". Any use of a pitch, when demand is considered (in the next section) is converted to this unit of measurement for ease of comparison. The assumption of match equivalent sessions for quality ratings is based on guidelines provided by sports governing bodies. For football, the following assumptions are made.

Figure F14: Pitch Carrying Capacity (based on FA Capacity Guidance)

Agreed pitch quality rating	Number of match equivalent sessions a week		
	Adult Football	Youth Football	Mini soccer
Good	3	4	6
Standard	2	2	4
Poor	1	1	2

- 2.29 The PPS guidance methodology (see figure below) for calculating carrying capacity can then be applied to the pitch quality ratings.

Figure F15: Method for calculating carrying capacity of pitches



Source: Playing Pitch Strategy guidance, Sport England, 2013

- 2.30 Using this approach, the pitches have the carrying capacities set out on the following table. In summary the figures show that there is currently a supply (carrying capacity) on secure community use pitches of 80 match equivalents per week on mini (5v5 and 7v7) pitches, 28 match equivalents on youth (9v9) pitches and 82 on youth and adult (11v11) pitches; and, on unsecure community use pitches 84 match equivalents per week on mini (5v5 and 7v7) pitches, 33 match equivalents on youth (9v9) pitches and 33 on youth and adult (11v11) pitches. Around half of all capacity for mini and youth pitches and around one third of total capacity on adult pitches are on unsecure pitches.

Figure F16: Football Pitch Carrying Capacities

PPS Pitch ID	Site Name	Sub Area	Parish	Pitch Type	Agreed Pitch Quality Rating	Agreed Current Carrying Capacity for Community Use
F1001s	BLUNSDON RECREATION GROUND	Blunsdon and Highworth	Blunsdon CP	Adult Football	Standard	2
F1003s	BLUNSDON RECREATION GROUND	Blunsdon and Highworth	Blunsdon CP	Mini Soccer 5v5	Standard	4
F1002s	BLUNSDON RECREATION GROUND	Blunsdon and Highworth	Blunsdon CP	Mini Soccer 7v7	Standard	4
F1190	COLESHILL SPORTS GROUND	Blunsdon and Highworth	Highworth CP	Adult Football	^	1
F1191	COLESHILL SPORTS GROUND	Blunsdon and Highworth	Highworth CP	Mini Soccer 7v7	^	2
F1151	SOUTHFIELD JUNIOR SCHOOL	Blunsdon and Highworth	Highworth CP	Mini Soccer 7v7	Standard	4
F1175s	THE ELMS RECREATION GROUND	Blunsdon and Highworth	Highworth CP	Adult Football	Good	3
F1179	THE ELMS RECREATION GROUND	Blunsdon and Highworth	Highworth CP	Mini Soccer 5v5	Standard	4
F1180	THE ELMS RECREATION GROUND	Blunsdon and Highworth	Highworth CP	Mini Soccer 5v5	Standard	4
F1181	THE ELMS RECREATION GROUND	Blunsdon and Highworth	Highworth CP	Mini Soccer 7v7	Standard	4
F1177	THE ELMS RECREATION GROUND	Blunsdon and Highworth	Highworth CP	Youth Football 11v11	Standard	2
F1176s	THE ELMS RECREATION GROUND	Blunsdon and Highworth	Highworth CP	Youth Football 9v9	Standard	2
F1178	THE ELMS RECREATION GROUND	Blunsdon and Highworth	Highworth CP	Youth Football 9v9	Standard	2
F1169	SWINDON SUPERMARINE FOOTBALL CLUB	Blunsdon and Highworth	South Marston CP/Highworth CP	Adult Football	Good	3
F1192	SWINDON SUPERMARINE YOUTH FOOTBALL CLUB	Blunsdon and Highworth	South Marston CP/Highworth CP	Mini Soccer 7v7	Standard	4
F1170	SWINDON SUPERMARINE YOUTH FOOTBALL CLUB	Blunsdon and Highworth	South Marston CP/Highworth CP	Youth Football 11v11	Standard	2
F1171	SWINDON SUPERMARINE YOUTH FOOTBALL CLUB	Blunsdon and Highworth	South Marston CP/Highworth CP	Youth Football 9v9	Standard	2
F1120	PENHILL RECREATION GROUND	North East	Central Swindon North CP	Adult Football	Standard	2
F1121	PENHILL RECREATION GROUND	North East	Central Swindon North CP	Adult Football	Good	3
F1122	PENHILL RECREATION GROUND	North East	Central Swindon North CP	Adult Football	Standard	2
F1123	PENHILL RECREATION GROUND	North East	Central Swindon North CP	Adult Football	Standard	2
F1124	PENHILL RECREATION GROUND	North East	Central Swindon North CP	Adult Football	Good	3
F1148	SOUTHBROOK RECREATION	North East	Central Swindon North CP	Adult Football	Standard	2
F1149	SOUTHBROOK RECREATION	North East	Central Swindon North CP	Adult Football	Standard	2
F1150	SOUTHBROOK RECREATION	North East	Central Swindon North CP	Mini Soccer 7v7	Standard	4
F1168	SWINDON GAS SPORTS AND SOCIAL CLUB (GIPSY LANE)	North East	Central Swindon North CP	Adult Football	Standard	2
F1145	SOUTH MARSTON VILLAGE RECREATION GROUND	North East	South Marston CP	Adult Football	Standard	2
F1147	SOUTH MARSTON VILLAGE RECREATION GROUND	North East	South Marston CP	Mini Soccer 7v7	Standard	4
F1146	SOUTH MARSTON VILLAGE RECREATION GROUND	North East	South Marston CP	Youth Football 11v11	Standard	2
F1091	MEADOWCROFT RECREATION GROUND	North East	Stratton St Margaret CP	Adult Football	Standard	2
F1094	MEADOWCROFT RECREATION GROUND	North East	Stratton St Margaret CP	Mini Soccer 5v5	Standard	4
F1093	MEADOWCROFT RECREATION GROUND	North East	Stratton St Margaret CP	Mini Soccer 7v7	Standard	4
F1092	MEADOWCROFT RECREATION GROUND	North East	Stratton St Margaret CP	Youth Football 9v9	Standard	2
F1104	NALGO SPORTS PITCH	North East	Stratton St Margaret CP	Adult Football	Standard	2
F1105	NALGO SPORTS PITCH	North East	Stratton St Margaret CP	Adult Football	Standard	2
F1106	NALGO SPORTS PITCH	North East	Stratton St Margaret CP	Mini Soccer 7v7	Standard	4
F1152b	ST CATHERINE'S CATHOLIC PRIMARY SCHOOL	North East	Stratton St Margaret CP	Mini Soccer 7v7	Good	*
F1152a	ST CATHERINE'S CATHOLIC PRIMARY SCHOOL	North East	Stratton St Margaret CP	Youth Football 9v9	Good	5
F1158	ST LUKES SCHOOL	North East	Stratton St Margaret CP	Youth Football 9v9	Good	4

PPS Pitch ID	Site Name	Sub Area	Parish	Pitch Type	Agreed Pitch Quality Rating	Current Carrying Capacity for Community Use
F1038	GRANGE LEISURE CENTRE	North East	Stratton St Margaret CP	Youth Football 11v11	Standard	2
F1058	KINGSDOWN SCHOOL	North East	Stratton St Margaret CP	Mini Soccer 5v5	Standard	5
F1057	KINGSDOWN SCHOOL	North East	Stratton St Margaret CP	Mini Soccer 7v7	Good	7
F1053	KINGSDOWN SCHOOL	North East	Stratton St Margaret CP	Youth Football 11v11	Standard	3
F1054s	KINGSDOWN SCHOOL	North East	Stratton St Margaret CP	Youth Football 11v11	Standard	3
F1055	KINGSDOWN SCHOOL	North East	Stratton St Margaret CP	Youth Football 9v9	Good	5
F1056s	KINGSDOWN SCHOOL	North East	Stratton St Margaret CP	Youth Football 9v9	Standard	3
F1183	TRENT ROAD FIELD	Northern	Haydon Wick CP	Youth Football 9v9	Standard	2
F1039	GREENMEADOW PRIMARY SCHOOL	Northern	Haydon Wick CP	Mini Soccer 7v7	Standard	4
F1050s	ISAMBARD COMMUNITY SCHOOL	Northern	St Andrews CP	Youth Football 11v11	Standard	1
F1051s	ISAMBARD COMMUNITY SCHOOL	Northern	St Andrews CP	Youth Football 11v11	Standard	1
F1052s	ISAMBARD COMMUNITY SCHOOL	Northern	St Andrews CP	Youth Football 9v9	Standard	2
F1064	LIDDINGTON RECREATION GROUND	Ridgeway	Liddington CP	Youth Football 9v9	Standard	2
F1048s	HOOPERS FIELD	Ridgeway	Wanborough CP	Adult Football	Standard	2
F1049s	HOOPERS FIELD	Ridgeway	Wanborough CP	Youth Football 11v11	Standard	2
F1184	WANBOROUGH PRIMARY SCHOOL	Ridgeway	Wanborough CP	Mini Soccer 7v7	Standard	3
F1185	WANBOROUGH RECREATION GROUND	Ridgeway	Wanborough CP	Mini Soccer 7v7	Standard	4
F1141	SHREWSBURY ROAD	South East	Central Swindon South CP	Adult Football	Standard	2
F1142	SHREWSBURY ROAD	South East	Central Swindon South CP	Adult Football	Standard	2
F1143	SHREWSBURY ROAD	South East	Central Swindon South CP	Adult Football	Standard	2
F1144	SHREWSBURY ROAD	South East	Central Swindon South CP	Adult Football	Standard	2
F1065	LIDEN PRIMARY SCHOOL	South East	Eldene Liden and Nythe CP	Youth Football 11v11	Standard	2
F1066	LIDEN PRIMARY SCHOOL	South East	Eldene Liden and Nythe CP	Youth Football 9v9	Standard	2
F1067	LIDEN PRIMARY SCHOOL	South East	Eldene Liden and Nythe CP	Youth Football 9v9	Standard	2
F1024	DORCAN ACADEMY	South East	Eldene, Liden and Nythe	Adult Football	Standard	1
F1025	DORCAN ACADEMY	South East	Eldene, Liden and Nythe	Adult Football	Standard	1
F1026	DORCAN ACADEMY	South East	Eldene, Liden and Nythe	Mini Soccer 5v5	Standard	3
F1155ss	ST JOSEPHS CATHOLIC COLLEGE	South West	Central Swindon South CP	Adult Football	Good	2
F1156	ST JOSEPHS CATHOLIC COLLEGE	South West	Central Swindon South CP	Mini Soccer 7v7	Good	5
F1016	CROFT SPORTS CENTRE	South West	South Swindon CP	Adult Football	Good	3
F1017	CROFT SPORTS CENTRE	South West	South Swindon CP	Adult Football	Good	3
F1020	CROFT SPORTS CENTRE	South West	South Swindon CP	Mini Soccer 7v7	Good	6
F1021	CROFT SPORTS CENTRE	South West	South Swindon CP	Mini Soccer 7v7	Good	6
F1018s	CROFT SPORTS CENTRE	South West	South Swindon CP	Youth Football 9v9	Standard	2
F1019	CROFT SPORTS CENTRE	South West	South Swindon CP	Youth Football 9v9	Standard	2
F1107s	NATIONWIDE FOOTBALL CLUB	South West	South Swindon CP	Adult Football	Good	3
F1172	THE COMMONWEAL SCHOOL	South West	South Swindon CP	Adult Football	Good	2
F1173s	THE COMMONWEAL SCHOOL	South West	South Swindon CP	Youth Football 9v9	Good	3
F1031	FERNDALE YOUTH AND COMMUNITY CENTRE	Western	Central Swindon North CP	Adult Football	Standard	1
F1034	FERNDALE YOUTH AND COMMUNITY CENTRE	Western	Central Swindon North CP	Mini Soccer 5v5	Standard	2
F1033	FERNDALE YOUTH AND COMMUNITY CENTRE	Western	Central Swindon North CP	Mini Soccer 7v7	Standard	2

PPS Pitch ID	Site Name	Sub Area	Parish	Pitch Type	Agreed Pitch Quality Rating	Current Carrying Capacity for Community Use
F1032	FERNDAL YOUTH AND COMMUNITY CENTRE	Western	Central Swindon North CP	Youth Football 11v11	Standard	1
F1079	MANNINGTON REC	Western	Central Swindon North CP	Adult Football	Standard	2
F1080	MANNINGTON REC	Western	Central Swindon North CP	Adult Football	Standard	2
F1081	MANNINGTON REC	Western	Central Swindon North CP	Adult Football	Poor	1
F1082	MANNINGTON REC	Western	Central Swindon North CP	Adult Football	Standard	2
F1083	MANNINGTON REC	Western	Central Swindon North CP	Adult Football	Poor	1
F1096	MOREDON PLAYING FIELDS	Western	Central Swindon North CP	Adult Football	Standard	2
F1097	MOREDON PLAYING FIELDS	Western	Central Swindon North CP	Adult Football	Standard	2
F1098	MOREDON PLAYING FIELDS	Western	Central Swindon North CP	Adult Football	Standard	2
F1099	MOREDON PLAYING FIELDS	Western	Central Swindon North CP	Adult Football	Standard	2
F1109s	NOVA HREOD ACADEMY	Western	Central Swindon North CP	Adult Football	Standard	1
F1110s	NOVA HREOD ACADEMY	Western	Central Swindon North CP	Youth Football 9v9	Standard	1
F1117	PEMBROKE GARDENS RECREATION GROUND	Western	Central Swindon North CP	Adult Football	Standard	2
F1118	PEMBROKE GARDENS RECREATION GROUND	Western	Central Swindon North CP	Adult Football	Standard	2
F1163	SWINDON ACADEMY	Western	Central Swindon North CP	Mini Soccer 7v7	Good	5
F1160	SWINDON ACADEMY	Western	Central Swindon North CP	Youth Football 11v11	Good	3
F1161	SWINDON ACADEMY	Western	Central Swindon North CP	Youth Football 11v11	Standard	1
F1162	SWINDON ACADEMY	Western	Central Swindon North CP	Youth Football 9v9	Good	3
F1072	LYDIARD PARK	Western	West Swindon CP	Mini Soccer 5v5	Standard	2
F1070	LYDIARD PARK	Western	West Swindon CP	Mini Soccer 7v7	Standard	2
F1071	LYDIARD PARK	Western	West Swindon CP	Mini Soccer 7v7	Standard	2
F1069	LYDIARD PARK	Western	West Swindon CP	Youth Football 9v9	Standard	2
F1075	LYDIARD PARK ACADEMY	Western	West Swindon CP	Adult Football	Good	3
F1077	LYDIARD PARK ACADEMY	Western	West Swindon CP	Mini Soccer 5v5	Good	6
F1078	LYDIARD PARK ACADEMY	Western	West Swindon CP	Mini Soccer 5v5	Good	6
F1074s	LYDIARD PARK ACADEMY	Western	West Swindon CP	Mini Soccer 7v7	Good	5
F1076	LYDIARD PARK ACADEMY	Western	West Swindon CP	Mini Soccer 7v7	Good	6
F1073s	LYDIARD PARK ACADEMY	Western	West Swindon CP	Youth Football 9v9	Good	3
F1009	CHISELDON RECREATION GROUND	Wroughton and Chiseldon	Chiseldon CP	Adult Football	Standard	2
F1011	CHISELDON RECREATION GROUND	Wroughton and Chiseldon	Chiseldon CP	Mini Soccer 5v5	Standard	4
F1010	CHISELDON RECREATION GROUND	Wroughton and Chiseldon	Chiseldon CP	Youth Football 9v9	Standard	2
F1062	LAWNS PRIMARY SCHOOL	Wroughton and Chiseldon	South Swindon CP	Mini Soccer 5v5	Good	5
F1063	LAWNS PRIMARY SCHOOL	Wroughton and Chiseldon	South Swindon CP	Mini Soccer 5v5	Standard	3
F1060	LAWNS PRIMARY SCHOOL	Wroughton and Chiseldon	South Swindon CP	Mini Soccer 7v7	Standard	3
F1061	LAWNS PRIMARY SCHOOL	Wroughton and Chiseldon	South Swindon CP	Mini Soccer 7v7	Standard	3
F1087	MAUNSELL WAY	Wroughton and Chiseldon	Wroughton CP	Mini Soccer 5v5	Standard	4
F1088	MAUNSELL WAY	Wroughton and Chiseldon	Wroughton CP	Mini Soccer 5v5	Poor	2
F1108	NORTH WROUGHTON	Wroughton and Chiseldon	Wroughton CP	Mini Soccer 7v7	Good	6
F1130	RIDGEWAY SCHOOL AND LEISURE CENTRE	Wroughton and Chiseldon	Wroughton CP	Adult Football	Standard	1
F1131	RIDGEWAY SCHOOL AND LEISURE CENTRE	Wroughton and Chiseldon	Wroughton CP	Adult Football	Standard	1
F1132	RIDGEWAY SCHOOL AND LEISURE CENTRE	Wroughton and Chiseldon	Wroughton CP	Adult Football	Standard	2

PPS Pitch ID	Site Name	Sub Area	Parish	Pitch Type	Agreed Pitch Quality Rating	Agreed Current Carrying Capacity for Community Use
F1135	RIDGEWAY SCHOOL AND LEISURE CENTRE	Wroughton and Chiseldon	Wroughton CP	Mini Soccer 5v5	Standard	4
F1134	RIDGEWAY SCHOOL AND LEISURE CENTRE	Wroughton and Chiseldon	Wroughton CP	Mini Soccer 7v7	Standard	4
F1186	WEIR FIELD	Wroughton and Chiseldon	Wroughton CP	Adult Football	Good	3
F1189	WROUGHTON JUNIOR SCHOOL	Wroughton and Chiseldon	Wroughton CP	Mini Soccer 7v7	Standard	3

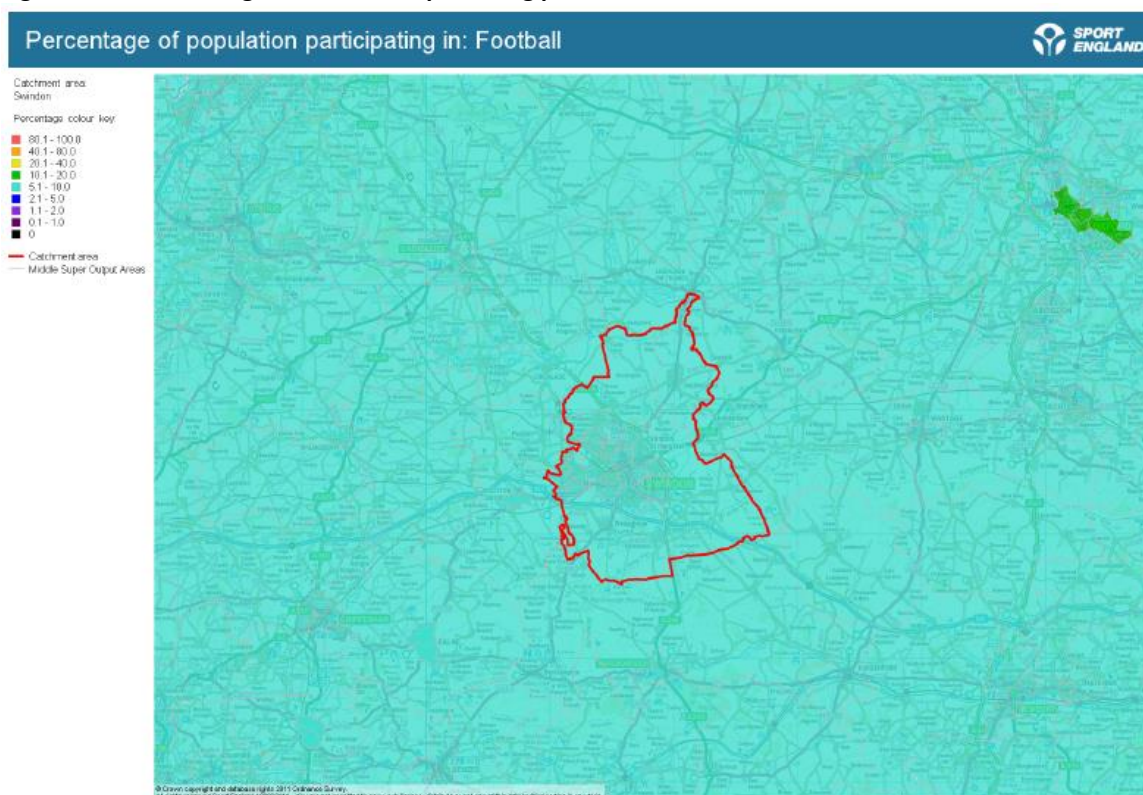
Notes: * Over marked pitch - no additional capacity over and above main pitch. ^ no pitch audit done so minimum carrying capacity assumed.

CURRENT DEMAND (GRASS PITCHES)

Participation Rates

- 2.31 Participation rates can provide a broad initial indicator of demand. Sport England's market segmentation tool presents data designed to help understand the life stages and attitudes of different population groups and the sporting interventions most likely to engage them. This is helpful in matching suitable solutions to increase participation in both formal and informal sports to residents with different types of sporting and leisure characteristics.
- 2.32 The market segmentation data builds on the results of Sport England's Active People survey; the Department of Culture, Media and Sport's 'Taking Part' survey; and the Mosaic tool from Experian. However, the data is limited to adults and does not differentiate between those playing on grass pitches or AGPs. It is also becoming out of date and the Active People Survey upon which the tool draws for data is due to be replaced by Sport England's "Active Lives". For these reasons, the tool's outputs and data are only used to provide a general "direction of travel".
- 2.33 The tool can be used to identify the number of people currently playing football, as well as providing a picture of the number of people who do not currently play but would like to. The map below shows that participation rates are reasonably high across Swindon at 5% - 10% across the Borough.

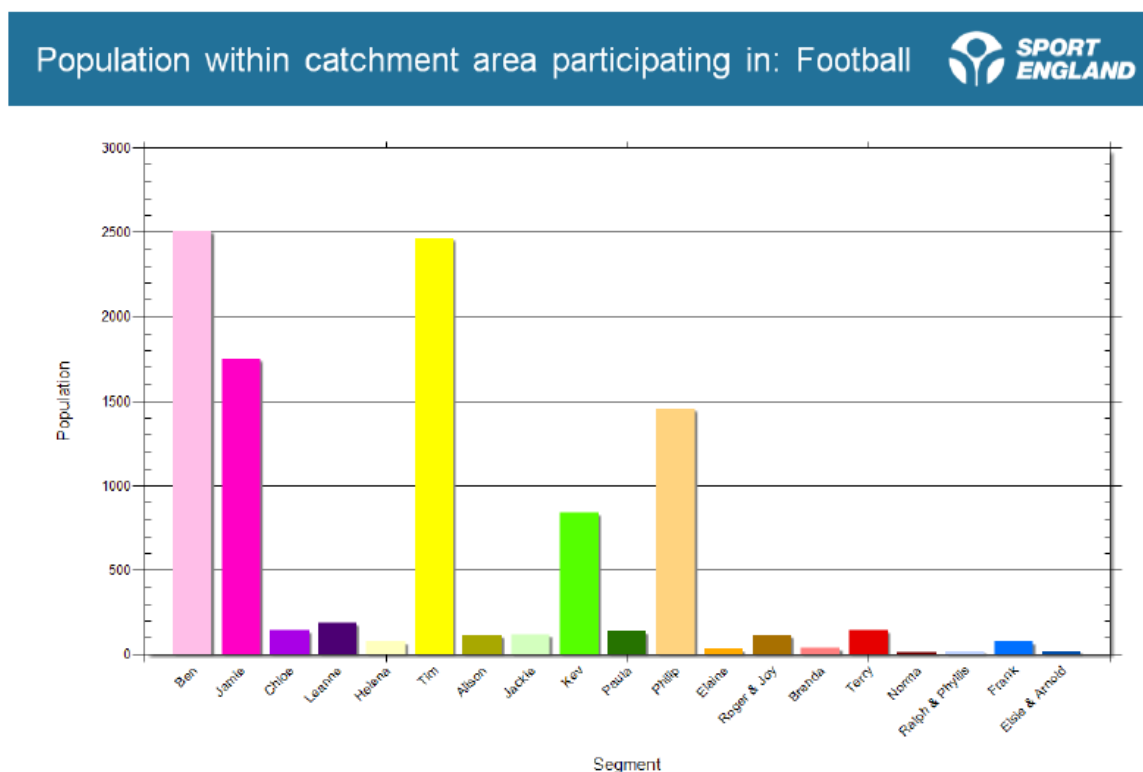
Figure F17: Market Segmentation: People taking part in football in Swindon



Source: Sport England Market Segmentation tool, 2016

- 2.34 The tool also presents a picture of the types of individuals which play sport (and therefore the most dominant social groups) in the area, and puts people's sporting behaviour in the context of "complex lives". Further detail of the segments within which data is presented is appended.
- 2.35 The segments of population types which play football the most are shown in the figure below.

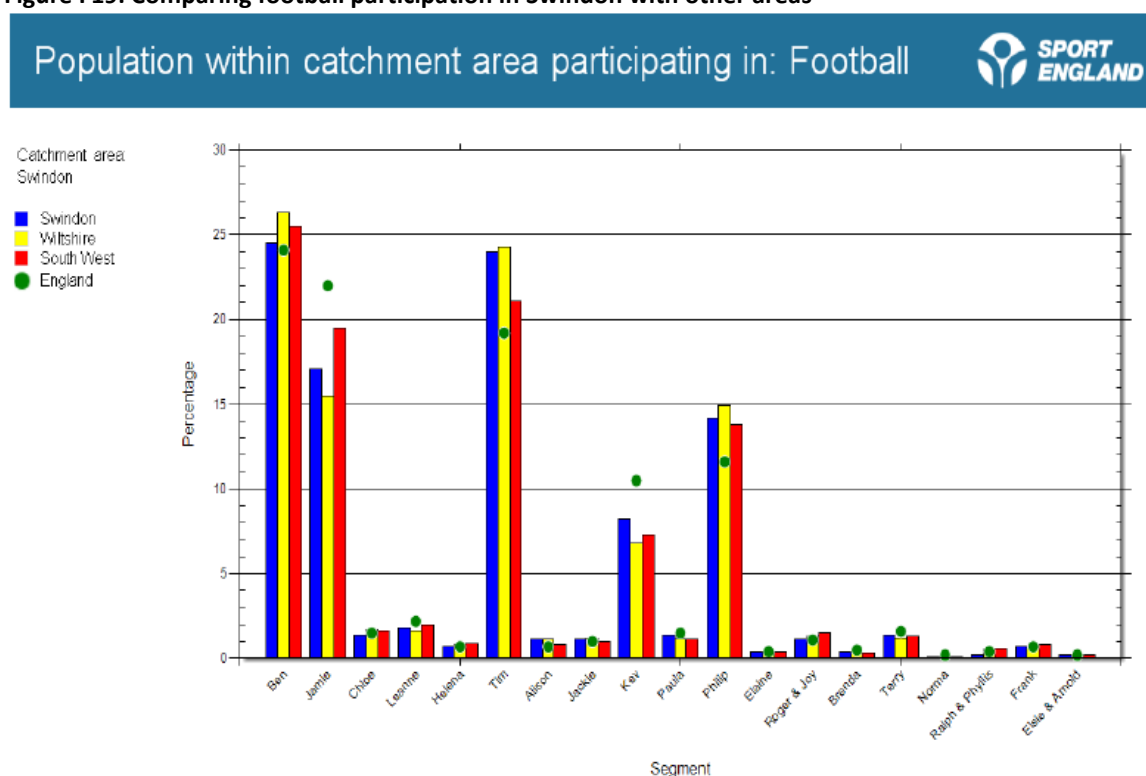
Figure F18: Segments of population which play the most football (number and % of resident football players playing the sport)



Source: Sport England Market Segmentation Tool, 2016

- 2.36 The data suggests that the most dominant segments playing football are:
- ▶ Ben - Competitive Male Urbanites: Male, recent graduates, with a 'work-hard, play-hard' attitude
 - ▶ Tim - Settling Down Males: Sporty male professionals, buying a house and settling down with partner
 - ▶ Jamie - Sports Team Lads: Young blokes enjoying football, pints and pool
 - ▶ Philip - Comfortable Mid-Life Males: Mid-life professional, sporty males with older children and more time for themselves
 - ▶ Kev - Pub League Team Mates: Blokes who enjoy pub league games and watching live sport
- 2.37 This is comparable with the county and region as Figure F20 shows, although there is a noticeable gap between "Kevs" and "Jamies" playing nationally and locally.

Figure F19: Comparing football participation in Swindon with other areas



Source: Sport England Market Segmentation Tool, 2016

Number of Clubs and Teams and Home Pitch(es)

2.38 In Swindon in the 2015/16 season there were 74 affiliated clubs with a total of 275 teams of which 74 (25%) are adult teams, 130 (45%) are youth teams (U11-U18) and 88 (30%) are Mini-Soccer (U5-U10) teams. The figure below sets out the number of teams in each sub area by type.

Figure F20: Number of teams in each sub area by team type

Football (age group)	Blunsdon and Highworth	North East	Ridgeway	South West	South East	Northern	Western	Wroughton and Chiseldon	Totals
U5	0	0	0	0	0	0	0	0	0
U6	1	1	1	0	0	0	0	1	4
U7	4	4	1	1	0	0	1	1	12
U8	6	3	1	2	0	0	4	5	21
U9	5	6	1	1	1	0	5	2	21
U10	4	7	1	2	1	0	3	6	24
U11	3	5	0	4	1	1	4	1	19
U12	4	3	1	2	2	1	5	2	20
U13	5	4	1	2	2	0	3	2	19
U14	3	4	1	3	1	1	5	0	18
U15	3	2	1	4	1	0	5	1	17
U16	2	5	1	2	0	1	3	2	16
U18	6	3	1	1	0	0	1	1	13
Adult Ladies	1	2	0	0	0	0	2	0	5
Adult Men	10	18	1	6	6	3	16	6	66
Totals	57	67	12	30	15	7	57	30	275

- 2.39 The following table sets out how many teams play their home matches on a local authority managed and owned pitch. This data is helpful later in the assessment as 3G scenarios for future provision are tested.

Figure F21: Number of teams that play on Borough Council Pitches

Teams that play on SBC owned pitch, by pitch size required for teams to play on	Blunsdon and Highworth	North East	Ridgeway	South West	South East	Northern	Western	Wroughton and Chiseldon	Total teams
5 v 5	0	0	0	0	0	0	0	0	16
	1	0	0	0	0	0	0	0	
	3	0	0	1	0	0	1	0	
	4	0	0	2	0	0	4	0	
7 v 7	4	1	0	1	0	0	5	0	19
	2	1	0	2	0	0	3	0	
9 v 9 (youth)	3	0	0	2	0	0	2	0	16
	3	1	0	2	0	0	3	0	
11 v 11 (youth)	3	1	0	2	0	0	2	0	27
	0	0	0	1	0	0	2	0	
	1	1	0	3	0	0	4	0	
	2	1	0	1	0	1	2	0	
11 v 11 (adult)	2	1	0	1	0	0	0	0	35
	1	0	0	0	0	0	0	0	
	3	13	0	1	5	0	8	0	
Totals	32	20	0	19	5	1	36	0	113

- 2.40 The figure below lists the clubs, teams and their home ground (or ground used most frequently as a home ground where no permanent designated ground has been identified for a team).

Figure F22: Football clubs, teams and ‘home’ pitch(es) by sub area

Site Name (for where the demand takes place) (typically home pitch)	Sub Area	Club Name	Team Type (e.g. adult women, U10, etc.)	1st or 2nd / A or B team etc.	When the team plays its competitive matches (predominantly)	League the team plays in	Pitch size required
MOREDON PLAYING FIELDS	Western	AFC Abbey Meads Development	Adult Men	First	Sun (am) Thurs (evening)	Swindon Sunday League	11 v 11
PENHILL RECREATION GROUND	North East	AFC Gas	Adult Men	First	Sun (am)	Swindon Sunday League	11 v 11
PENHILL RECREATION GROUND	North East	AFC Moonrakers	Adult Men	First	Sun (am) Tues and Thurs (evenings)	Swindon Sunday League	11 v 11
ISAMBARD COMMUNITY SCHOOL	Northern	AFC Wedge	Adult Men	First	Sun (am) Thurs (evening)	Swindon Sunday League	11 v 11
PENHILL RECREATION GROUND	North East	Avtar Construction FC	Adult Men	First	Sat (pm) Thurs (evening)	Swindon and District Football League	11 v 11
BLUNSDON RECREATION GROUND	Blunsdon and Highworth	Blunsdon FC	Adult Men	First	Sun (am or pm)	Cirencester and District League	11 v 11
BLUNSDON RECREATION GROUND	Blunsdon and Highworth	Blunsdon FC	U10	First	Sun (am or pm)	North Wiltshire Youth League	7 v 7
SWINDON ACADEMY	Western	Blunsdon FC	U11	First			9 v 9
SWINDON ACADEMY	Western	Blunsdon FC	U12	First	Sun (am or pm)	North Wiltshire Youth League	9 v 9
SWINDON ACADEMY	Western	Blunsdon FC	U14	First	Sun (am or pm) Weds (evening)	North Wiltshire Youth League	11 v 11
SWINDON ACADEMY	Western	Blunsdon FC	U16	First	Sun (am or pm)	North Wiltshire Youth League	11 v 11
BLUNSDON RECREATION GROUND	Blunsdon and Highworth	Blunsdon FC	U18	First - U17 team	Sun (am or pm)	North Wiltshire Youth League	11 v 11
BLUNSDON RECREATION GROUND	Blunsdon and Highworth	Blunsdon FC	U7	First	Sun (am or pm)	North Wiltshire Youth League	5 v 5
BLUNSDON RECREATION GROUND	Blunsdon and Highworth	Blunsdon FC	U8	First	Sun (am or pm)	North Wiltshire Youth League	5 v 5
CHISELDON RECREATION GROUND	Wroughton and Chiseldon	Chiseldon FC	Adult Men	First - Saturday	Sat (pm) Tues and Thurs (evening)	Swindon and District Football League	11 v 11
CHISELDON RECREATION GROUND	Wroughton and Chiseldon	Chiseldon FC	Adult Men	First - Sunday	Sun (am) Thurs (evening)	Swindon Sunday League	11 v 11
CHISELDON RECREATION GROUND	Wroughton and Chiseldon	Chiseldon FC	U10	First	Sun (am or pm)	North Wiltshire Youth League	7 v 7
CHISELDON RECREATION GROUND	Wroughton and Chiseldon	Chiseldon FC	U13	First	Sat or Sun (am or pm)	North Wiltshire Youth League	11 v 11
RIDGEWAY SCHOOL AND LEISURE CENTRE	Wroughton and Chiseldon	Chiseldon FC	U15	First	Sun (am or pm)	North Wiltshire Youth League	11 v 11
CHISELDON RECREATION GROUND	Wroughton and Chiseldon	Chiseldon FC	U16	First	Sun (am or pm)	North Wiltshire Youth League	11 v 11
CHISELDON RECREATION GROUND	Wroughton and Chiseldon	Chiseldon FC	U8	First	Sat or Sun (am or pm)	North Wiltshire Youth League	5 v 5
NALGO SPORTS PITCH	North East	Cleeve Tech FC	Adult Men	First	Sun (am) Thurs (evening)	Swindon Sunday League	11 v 11
COLESHILL SPORTS GROUND	Blunsdon and Highworth	Coleshill United FC	Adult Men	1st	Saturday	North Berks Football League	11 v 11
COLESHILL SPORTS GROUND	Blunsdon and Highworth	Coleshill United FC	U18	(U17 team)	Sunday	North Wilts Youth Football League	11 v 11
COLESHILL SPORTS GROUND	Blunsdon and Highworth	Coleshill Youth FC	Adult Men	U21	Sunday	Swindon Sunday Football League	11 v 11
PENHILL RECREATION GROUND	North East	Core Construction FC	Adult Men	First	Sat (pm) Tues (evening)	Swindon and District Football League	11 v 11

Site Name (for where the demand takes place) (typically home pitch)	Sub Area	Club Name	Team Type (e.g. adult women, U10, etc.)	1st or 2nd / A or B team etc.	When the team plays its competitive matches (predominantly)	League the team plays in	Pitch size required
CROFT SPORTS CENTRE	South West	Croft FC	U10	Blue	Sun (am or pm)	North Wiltshire Youth League	7 v 7
CROFT SPORTS CENTRE	South West	Croft FC	U10	Red	Sun (am or pm)	North Wiltshire Youth League	7 v 7
CROFT SPORTS CENTRE	South West	Croft FC	U11	Blue	Sun (am or pm)	North Wiltshire Youth League	9 v 9
CROFT SPORTS CENTRE	South West	Croft FC	U11	Red	Sun (am or pm)	North Wiltshire Youth League	9 v 9
CROFT SPORTS CENTRE	South West	Croft FC	U12	Blue	Sun (am or pm)	North Wiltshire Youth League	9 v 9
CROFT SPORTS CENTRE	South West	Croft FC	U12	Red	Sun (am or pm)	North Wiltshire Youth League	9 v 9
CROFT SPORTS CENTRE	South West	Croft FC	U13	Blue	Sun (am or pm) Tues (evening)	North Wiltshire Youth League	11 v 11
CROFT SPORTS CENTRE	South West	Croft FC	U13	Red	Sun (am or pm) Thurs (evening)	North Wiltshire Youth League	11 v 11
CROFT SPORTS CENTRE	South West	Croft FC	U14	Red	Sun (am or pm) Weds and Thurs (evening)	North Wiltshire Youth League	11 v 11
CROFT SPORTS CENTRE	South West	Croft FC	U15	Blue	Sun (am or pm)	North Wiltshire Youth League	11 v 11
CROFT SPORTS CENTRE	South West	Croft FC	U15	Red	Sun (am or pm) Tues (evening)	North Wiltshire Youth League	11 v 11
SHREWSBURY ROAD	South West	Croft FC	U15	Red	n/a training only	n/a training only	11 v 11
CROFT SPORTS CENTRE	South West	Croft FC	U16	Blue	Sun (am or pm)	North Wiltshire Youth League	11 v 11
SOUTHBROOK RECREATION	North East	Croft FC	U16	Red	Sun (am or pm)	North Wiltshire Youth League	11 v 11
CROFT SPORTS CENTRE	South West	Croft FC	U18	Red	Sat or Sun (am or pm) Thurs (evening)	North Wiltshire Youth League	11 v 11
GERARD BUXTON SPORTS GROUND	Outside of Study area	Croft FC	Adult Men	Midweek U21	Tuesday evening	Flexi League	11 v 11
CROFT SPORTS CENTRE	South West	Croft FC	Adult Men	U21	Sun (am) Thurs (evening)	Swindon Sunday League	11 v 11
CROFT SPORTS CENTRE	South West	Croft FC	U7	First	Sun (am or pm)	North Wiltshire Youth League	5 v 5
CROFT SPORTS CENTRE	South West	Croft FC	U8	Blue	Sat or Sun (am or pm)	North Wiltshire Youth League	5 v 5
CROFT SPORTS CENTRE	South West	Croft FC	U8	Red	Sun (am or pm)	North Wiltshire Youth League	5 v 5
CROFT SPORTS CENTRE	South West	Croft FC	U9		Sun (am or pm)	North Wiltshire Youth League	7 v 7
PENHILL RECREATION GROUND	North East	Deers Leap FC	Adult Men	First	Sun (am)	Swindon Sunday League	11 v 11
RIDGEWAY SCHOOL AND LEISURE CENTRE	Wroughton and Chiseldon	DH Fitness FC	Adult Men	First	Sun (am) Thurs (evening)	Swindon Sunday League	11 v 11
MOREDON PLAYING FIELDS	Western	DPR FC	Adult Men	First	Sun (am) Thurs (evening)	Swindon Sunday League	11 v 11
SHREWSBURY ROAD	South East	Eldene FC	Adult Men	First	Sun (am) Thurs (evening)	Swindon Sunday League	11 v 11
LYDIARD PARK	Western	FC Abbeymeads Youth	U12	Rangers	Sat or Sun (am or pm)	North Wiltshire Youth League	9 v 9
LYDIARD PARK	Western	FC Abbeymeads Youth	U13	Colts	Sun (am or pm) Tues and Thurs (evening)	North Wiltshire Youth League	11 v 11
LYDIARD PARK	Western	FC Abbeymeads Youth	U13		Sun (am or pm)	North Wiltshire Youth League	11 v 11

Site Name (for where the demand takes place) (typically home pitch)	Sub Area	Club Name	Team Type (e.g. adult women, U10, etc.)	1st or 2nd / A or B team etc.	When the team plays its competitive matches (predominantly)	League the team plays in	Pitch size required
LYDIARD PARK	Western	FC Abbeymeads Youth	U15	First	Sun (am or pm) Tues and Thurs (evening)	North Wiltshire Youth League	11 v 11
LYDIARD PARK	Western	FC Abbeymeads Youth	U8	First	Sun (am or pm)	North Wiltshire Youth League	5 v 5
LYDIARD PARK	Western	FC Abbeymeads Youth	U9	Colts	Sun (am or pm)	North Wiltshire Youth League	7 v 7
LYDIARD PARK	Western	FC Abbeymeads Youth	U9	Tigers	Sun (am or pm)	North Wiltshire Youth League	7 v 7
SHREWSBURY ROAD	South East	FC Walcot	Adult Men	First	Sun (am)	Swindon Sunday League	11 v 11
FERNDALE YOUTH AND COMMUNITY CENTRE	Western	Ferndale Rodbourne YCFC	U10	Rebels	Sat or Sun (am or pm)	North Wiltshire Youth League	7 v 7
FERNDALE YOUTH AND COMMUNITY CENTRE	Western	Ferndale Rodbourne YCFC	U10	Red	Sat or Sun (am or pm)	North Wiltshire Youth League	7 v 7
FERNDALE YOUTH AND COMMUNITY CENTRE	Western	Ferndale Rodbourne YCFC	U11		Sun (am or pm)	North Wiltshire Youth League	9 v 9
FERNDALE YOUTH AND COMMUNITY CENTRE	Western	Ferndale Rodbourne YCFC	U12		Sun (am or pm)	North Wiltshire Youth League	9 v 9
FERNDALE YOUTH AND COMMUNITY CENTRE	Western	Ferndale Rodbourne YCFC	U14		Sun (am or pm) Weds (evening)	North Wiltshire Youth League	11 v 11
FERNDALE YOUTH AND COMMUNITY CENTRE	Western	Ferndale Rodbourne YCFC	U15	Colts	Sun (am or pm) Tues and Thurs (evening)	North Wiltshire Youth League	11 v 11
FERNDALE YOUTH AND COMMUNITY CENTRE	Western	Ferndale Rodbourne YCFC	U15		Sun (am or pm)	North Wiltshire Youth League	11 v 11
FERNDALE YOUTH AND COMMUNITY CENTRE	Western	Ferndale Rodbourne YCFC	U16		Sun (am or pm)	North Wiltshire Youth League	11 v 11
FERNDALE YOUTH AND COMMUNITY CENTRE	Western	Ferndale Rodbourne YCFC	U7	First	Sun (am or pm)	North Wiltshire Youth League	5 v 5
FERNDALE YOUTH AND COMMUNITY CENTRE	Western	Ferndale Rodbourne YCFC	U8	A	Sun (am or pm)	North Wiltshire Youth League	5 v 5
FERNDALE YOUTH AND COMMUNITY CENTRE	Western	Ferndale Rodbourne YCFC	U8	Red	Sun (am or pm)	North Wiltshire Youth League	5 v 5
FERNDALE YOUTH AND COMMUNITY CENTRE	Western	Ferndale Rodbourne YCFC	U9		Sun (am or pm)	North Wiltshire Youth League	7 v 7
SHREWSBURY ROAD	South East	Fox and Hounds Freshbrook	Adult Men	First	Sun (am) Thurs (evening)	Swindon Sunday League	11 v 11
MANNINGTON REC	Western	FS Swindon	Adult Men	First	Sun (am) Thurs (pm)	Swindon Sunday League	11 v 11
COLESHILL TOWN FOOTBALL CLUB	Blunsdon and Highworth	Gorse Hill Borough FC	Adult Men	First	Sun (am) Thurs (evening)	Swindon Sunday League	11 v 11
ST LUKES SCHOOL	North East	Greenmeadow Youth	U11	City	Sun (am or pm)	North Wiltshire Youth League	9 v 9
ST LUKES SCHOOL	North East	Greenmeadow Youth	U11	United	Sun (am or pm)	North Wiltshire Youth League	9 v 9
NALGO SPORTS PITCH	North East	Greenmeadow Youth	U13		Sun (pm) Weds (evening)	North Wiltshire Youth League	11 v 11
NALGO SPORTS PITCH	Northern	Greenmeadow Youth	U16		Sun (pm) Tues (evening)	North Wiltshire Youth League	11 v 11
ST CATHERINE'S CATHOLIC PRIMARY SCHOOL	North East	Greenmeadow Youth	U7		Sun (am or pm)	North Wiltshire Youth Football League	5 v 5

Site Name (for where the demand takes place) (typically home pitch)	Sub Area	Club Name	Team Type (e.g. adult women, U10, etc.)	1st or 2nd / A or B team etc.	When the team plays its competitive matches (predominantly)	League the team plays in	Pitch size required
ST CATHERINE'S CATHOLIC PRIMARY SCHOOL	North East	Greenmeadow Youth	U8		Sun (am or pm)	North Wiltshire Youth Football League	5 v 5
ST CATHERINE'S CATHOLIC PRIMARY SCHOOL	North East	Greenmeadow Youth	U9	City	Sun (am or pm)	North Wiltshire Youth Football League	7 v 7
NALGO SPORTS PITCH	North East	Greenmeadow Youth	U9	United	Sun (am or pm)	North Wiltshire Youth Football League	7 v 7
THE COMMONWEAL SCHOOL	South West	Greyhound First	Adult Men	First	Sun (am)	Swindon Sunday League	11 v 11
KINGSDOWN SCHOOL	North East	Haydon AFC	Adult Men	First	Sun (am)	Swindon Sunday League	11 v 11
MOREDON PLAYING FIELDS	Western	Haydon AFC	Adult Men	First	Sun (am)	Swindon Sunday League	11 v 11
ST JOSEPHS CATHOLIC COLLEGE	South West	Haydon AFC	Adult Men	First	Sun (am)	Swindon Sunday League	11 v 11
TRENT ROAD FIELD	Northern	Haydon Wick Youth FC	U11	First	Sun (am or pm)	North Wiltshire Youth League	9 v 9
THE ELMS RECREATION GROUND	Blunsdon and Highworth	Highworth Town	Adult Men	Development	Sat (pm) Tues and Weds (evening)	Cirencester and District League	11 v 11
THE ELMS RECREATION GROUND	Blunsdon and Highworth	Highworth Town	Adult Men	First	Sun (am) Thurs (evening)	Swindon Sunday League	11 v 11
THE ELMS RECREATION GROUND	Blunsdon and Highworth	Highworth Town	Adult Men	Reserves	Sun (am) Thurs (evening)	Swindon Sunday League	11 v 11
THE ELMS RECREATION GROUND	Blunsdon and Highworth	Highworth Town Juniors	U10	H	Sun (am or pm)	North Wiltshire Youth Football League	7 v 7
THE ELMS RECREATION GROUND	Blunsdon and Highworth	Highworth Town Juniors	U10	J	Sat or Sun (am or pm)	North Wiltshire Youth Football League	7 v 7
THE ELMS RECREATION GROUND	Blunsdon and Highworth	Highworth Town Juniors	U11	H	Sun (am or pm)	North Wiltshire Youth Football League	9 v 9
THE ELMS RECREATION GROUND	Blunsdon and Highworth	Highworth Town Juniors	U11	J	Sun (am or pm)	North Wiltshire Youth Football League	9 v 9
THE ELMS RECREATION GROUND	Blunsdon and Highworth	Highworth Town Juniors	U11	T	Sat or Sun (am or pm)	North Wiltshire Youth Football League	9 v 9
THE ELMS RECREATION GROUND	Blunsdon and Highworth	Highworth Town Juniors	U12	H	Sun (am or pm)	North Wiltshire Youth Football League	9 v 9
THE ELMS RECREATION GROUND	Blunsdon and Highworth	Highworth Town Juniors	U12	J	Sun (am or pm)	North Wiltshire Youth Football League	9 v 9
THE ELMS RECREATION GROUND	Blunsdon and Highworth	Highworth Town Juniors	U12	T	Sun (am or pm)	North Wiltshire Youth Football League	9 v 9
THE ELMS RECREATION GROUND	Blunsdon and Highworth	Highworth Town Juniors	U13	Girls	Sat (am)	Wiltshire County Womens and Girls League	11 v 11
THE ELMS RECREATION GROUND	Blunsdon and Highworth	Highworth Town Juniors	U13	H	Sun (am or pm)	North Wiltshire Youth Football League	11 v 11
THE ELMS RECREATION GROUND	Blunsdon and Highworth	Highworth Town Juniors	U13	J	Sun (am or pm) Thurs (evening)	North Wiltshire Youth Football League	11 v 11
HIGHWORTH WARNEFORD SCHOOL	Blunsdon and Highworth	Highworth Town Juniors	U14	C	Sun (am or pm) Weds (evening)	North Wiltshire Youth League	11 v 11
HIGHWORTH WARNEFORD SCHOOL	Blunsdon and Highworth	Highworth Town Juniors	U14	H	Sun (am or pm) Weds (evening)	North Wiltshire Youth League	11 v 11
THE ELMS RECREATION GROUND	Blunsdon and Highworth	Highworth Town Juniors	U15	T	Sun (am or pm) Weds (evening)	North Wiltshire Youth League	11 v 11
THE ELMS RECREATION GROUND	Blunsdon and Highworth	Highworth Town Juniors	U16	C	Sun (am or pm)	North Wiltshire Youth League	11 v 11
THE ELMS RECREATION GROUND	Blunsdon and Highworth	Highworth Town Juniors	U16	T	Sun (am or pm)	North Wiltshire Youth League	11 v 11
THE ELMS RECREATION GROUND	Blunsdon and Highworth	Highworth Town Juniors	U18	H - U17 team	Sun (am or pm) Thurs and Fri (evening)	North Wiltshire Youth League	11 v 11

Site Name (for where the demand takes place) (typically home pitch)	Sub Area	Club Name	Team Type (e.g. adult women, U10, etc.)	1st or 2nd / A or B team etc.	When the team plays its competitive matches (predominantly)	League the team plays in	Pitch size required
THE ELMS RECREATION GROUND	Blunsdon and Highworth	Highworth Town Juniors	U18	T - U17 team	Sun (am or pm)	North Wiltshire Youth League	11 v 11
THE ELMS RECREATION GROUND	Blunsdon and Highworth	Highworth Town Juniors	U6		Friendlies/training only	Friendlies/training only	5 v 5
THE ELMS RECREATION GROUND	Blunsdon and Highworth	Highworth Town Juniors	U7	H	Sun (am or pm)	North Wiltshire Youth Football League	5 v 5
THE ELMS RECREATION GROUND	Blunsdon and Highworth	Highworth Town Juniors	U7	J	Sun (am or pm)	North Wiltshire Youth Football League	5 v 5
THE ELMS RECREATION GROUND	Blunsdon and Highworth	Highworth Town Juniors	U7	T	Sun (am or pm)	North Wiltshire Youth Football League	5 v 5
THE ELMS RECREATION GROUND	Blunsdon and Highworth	Highworth Town Juniors	U8	C	Sun (am or pm)	North Wiltshire Youth Football League	5 v 5
THE ELMS RECREATION GROUND	Blunsdon and Highworth	Highworth Town Juniors	U8	H	Sun (am or pm)	North Wiltshire Youth Football League	5 v 5
THE ELMS RECREATION GROUND	Blunsdon and Highworth	Highworth Town Juniors	U8	J	Sun (am or pm)	North Wiltshire Youth Football League	5 v 5
THE ELMS RECREATION GROUND	Blunsdon and Highworth	Highworth Town Juniors	U8	T	Sun (am or pm)	North Wiltshire Youth Football League	5 v 5
THE ELMS RECREATION GROUND	Blunsdon and Highworth	Highworth Town Juniors	U9	C	Sun (am or pm)	North Wiltshire Youth Football League	7 v 7
THE ELMS RECREATION GROUND	Blunsdon and Highworth	Highworth Town Juniors	U9	H	Sun (am or pm)	North Wiltshire Youth Football League	7 v 7
THE ELMS RECREATION GROUND	Blunsdon and Highworth	Highworth Town Juniors	U9	J	Sun (am or pm)	North Wiltshire Youth Football League	7 v 7
THE ELMS RECREATION GROUND	Blunsdon and Highworth	Highworth Town Juniors	U9	T	Sun (am or pm)	North Wiltshire Youth Football League	7 v 7
THE ELMS RECREATION GROUND	Blunsdon and Highworth	Highworth Town Ladies	Adult Ladies	First	Sunday	Wiltshire County Womens and Girls League	11 v 11
THE COMMONWEAL SCHOOL	South West	Intel	Adult Men	First	Sat (pm) Weds (evening)	Cirencester and District League	11 v 11
THE ELMS RECREATION GROUND	Blunsdon and Highworth	KC Globe	Adult Men	First	Sun (am)	Swindon Sunday League	11 v 11
STANLEY PARK	Outside of Study area	KMLC veterans	Adult Men				11 v 11
PENHILL RECREATION GROUND	North East	KS Miltax	Adult Men	First	Sat (pm) Tues and Thurs (evening)	Swindon and District Football league	11 v 11
LIDEN PRIMARY SCHOOL	South East	Liden Community	U10	First	Sat or Sun (am or pm)	North Wiltshire Youth League	7 v 7
LIDEN PRIMARY SCHOOL	South East	Liden Community	U11	First	Sun (am or pm)	North Wiltshire Youth League	9 v 9
LIDEN PRIMARY SCHOOL	South East	Liden Community	U12	Green	Sun (am or pm) or Tues (evening)	North Wiltshire Youth League	9 v 9
LIDEN PRIMARY SCHOOL	South East	Liden Community	U12	White	Sun (am or pm)	North Wiltshire Youth League	9 v 9
LIDEN PRIMARY SCHOOL	South East	Liden Community	U13	Green	Sun (am or pm) Tues and Thurs (evenings)	North Wiltshire Youth League	11 v 11
LIDEN PRIMARY SCHOOL	South East	Liden Community	U13	White	Sun (am or pm) Tues and Thurs (evenings)	North Wiltshire Youth League	11 v 11
LIDEN PRIMARY SCHOOL	South East	Liden Community	U14	First	Sun (am or pm) Thurs (evening)	North Wiltshire Youth League	11 v 11
DORCAN ACADEMY	South East	Liden Community	U15	First	Sun (am or pm)	North Wiltshire Youth League	11 v 11
LIDEN PRIMARY SCHOOL	South East	Liden Community	U9	First	Sun (am or pm)	North Wiltshire Youth League	7 v 7
GRANGE LEISURE CENTRE	North East	Lower Stratton	Adult Men	First	Sat (pm)	Swindon and District Football league	11 v 11
KINGSDOWN SCHOOL	North East	Lydiard Youth	U10	Hammers	Sat or Sun (am or pm)	North Wilts Youth Football League	7 v 7

Site Name (for where the demand takes place) (typically home pitch)	Sub Area	Club Name	Team Type (e.g. adult women, U10, etc.)	1st or 2nd / A or B team etc.	When the team plays its competitive matches (predominantly)	League the team plays in	Pitch size required
KINGSDOWN SCHOOL	North East	Lydiard Youth	U10	Irons	Sun (am or pm)	North Wilts Youth Football League	7 v 7
KINGSDOWN SCHOOL	North East	Lydiard Youth	U10	Spartans	Sun (am or pm)	North Wilts Youth Football League	7 v 7
KINGSDOWN SCHOOL	North East	Lydiard Youth	U10	White	Sun (am or pm)	North Wilts Youth Football League	7 v 7
KINGSDOWN SCHOOL	North East	Lydiard Youth	U12	Black	Sun (am or pm)	North Wilts Youth Football League	9 v 9
KINGSDOWN SCHOOL	North East	Lydiard Youth	U12	Blue	Sun (am or pm)	North Wilts Youth Football League	9 v 9
KINGSDOWN SCHOOL	North East	Lydiard Youth	U13	Black	Sun (am or pm) Thurs (evening)	North Wilts Youth Football League	11 v 11
KINGSDOWN SCHOOL	North East	Lydiard Youth	U14	Blue	Sun (am or pm)	North Wilts Youth Football League	11 v 11
KINGSDOWN SCHOOL	North East	Lydiard Youth	U16	Black	Sun (am or pm)	North Wilts Youth Football League	11 v 11
KINGSDOWN SCHOOL	North East	Lydiard Youth	U16	Blue	Sun (am or pm)	North Wilts Youth Football League	11 v 11
KINGSDOWN SCHOOL	North East	Lydiard Youth	U7	First	Sun (am or pm)	North Wilts Youth Football League	5 v 5
KINGSDOWN SCHOOL	North East	Lydiard Youth	U9	Blue	Sun (am or pm)	North Wilts Youth Football League	7 v 7
MANNINGTON REC	Western	Moovahome FC	Adult Men		Sun (am) Thurs (pm)	Swindon Sunday League	11 v 11
MOREDON PLAYING FIELDS	Western	Moredon FC	Adult Men	First	Sat (pm) Tues (evening)	Swindon and District football league	11 v 11
MOREDON PLAYING FIELDS	Western	Morris Street	Adult Men	First	Sat (pm) Tues (evening)	Swindon and District football league	11 v 11
NATIONWIDE FOOTBALL CLUB	South West	Nationwide FC	Adult Men	First	Sun (am) Thurs (pm)	Swindon Sunday League	11 v 11
SWINDON SUPERMARINE FOOTBALL CLUB	Blunsdon and Highworth	New College Swindon	Adult Men	First			11 v 11
SWINDON SUPERMARINE FOOTBALL CLUB	Blunsdon and Highworth	New College Swindon Youth	U18		Tues Weds and Thurs (evenings)	Wiltshire Senior League	11 v 11
MOREDON PLAYING FIELDS	Western	North Swindon WMC FC	Adult Men	First	Sat (pm) Tues (evening)	Swindon and District Football League	11 v 11
SHREWSBURY ROAD	South East	Northern Lights FC	Adult Men	First	Sun (am)	Swindon Sunday League	11 v 11
TRENT ROAD FIELD	Northern	Northside Athletic	U12		Sun (am or pm) Weds (evening)	North Wiltshire Youth League	9 v 9
GREENMEADOW PRIMARY SCHOOL	Northern	Northside Athletic	U14	Colts			11 v 11
NOVA HEROD ACADEMY	Western	Northside Athletic	U14		Sun (am or pm) Weds (evening)	North Wiltshire Youth League	11 v 11
RIDGEWAY SCHOOL AND LEISURE CENTRE	Wroughton and Chiseldon	Old Town United	Adult Men		Sat (pm) Tues and Thurs (evening)	Swindon and District Football League	11 v 11
CROFT SPORTS CENTRE	South West	Old Town United Youth	U14		Sun (am or pm) Weds (evening)	North Wiltshire Youth League	11 v 11
CROFT SPORTS CENTRE	South West	Old Town United Youth	U16		Sun (am or pm) Tues (evening)	North Wiltshire Youth League	11 v 11
PENHILL RECREATION GROUND	North East	Penhill United	Adult Men		Sun (am)	Swindon Sunday League	11 v 11
MANNINGTON REC	Western	PSV Swindon FC	Adult Men		Sun (am) Thurs (evening)	Swindon Sunday League	11 v 11
ST JOSEPHS CATHOLIC COLLEGE	South West	R & D United FC	Adult Men		Sat (pm) Weds (evening)	Swindon and District Football League	11 v 11
LAWNS PRIMARY SCHOOL	Wroughton and Chiseldon	Robins	U10	Red	Sun (am or pm)	North Wiltshire Youth League	7 v 7

Site Name (for where the demand takes place) (typically home pitch)	Sub Area	Club Name	Team Type (e.g. adult women, U10, etc.)	1st or 2nd / A or B team etc.	When the team plays its competitive matches (predominantly)	League the team plays in	Pitch size required
LAWNS PRIMARY SCHOOL	Wroughton and Chiseldon	Robins	U10	White	Sun (am or pm)	North Wiltshire Youth League	7 v 7
THE COMMONWEAL SCHOOL	South West	Robins	U11	Red	Sun (am or pm)	North Wiltshire Youth League	9 v 9
THE COMMONWEAL SCHOOL	South West	Robins	U11	White	Sun (am or pm)	North Wiltshire Youth League	9 v 9
ST JOSEPHS CATHOLIC COLLEGE	South West	Robins	U14		Sun (am or pm)	North Wiltshire Youth League	11 v 11
ST JOSEPHS CATHOLIC COLLEGE	South West	Robins	U15		Sun (am or pm)	North Wiltshire Youth League	11 v 11
GRANGE LEISURE CENTRE	North East	Robins	U6			training and friendlies only	5 v 5
LAWNS PRIMARY SCHOOL	Wroughton and Chiseldon	Robins	U7		Sun (am or pm)	North Wiltshire Youth League	5 v 5
LAWNS PRIMARY SCHOOL	Wroughton and Chiseldon	Robins	U8	Red	Sun (am or pm)	North Wiltshire Youth League	5 v 5
LAWNS PRIMARY SCHOOL	Wroughton and Chiseldon	Robins	U8	White	Sun (am or pm)	North Wiltshire Youth League	5 v 5
LAWNS PRIMARY SCHOOL	Wroughton and Chiseldon	Robins	U9	Red	Sat or Sun (am or pm)	North Wiltshire Youth League	7 v 7
LAWNS PRIMARY SCHOOL	Wroughton and Chiseldon	Robins	U9	White	Sat or Sun (am or pm)	North Wiltshire Youth League	7 v 7
PARKWAY, CIRENCESTER	Outside of Study area	Rodbourne Real	U17	First	Sun (am) Thurs (evening)	Swindon Sunday League	11 v 11
SOUTH MARSTON VILLAGE RECREATION GROUND	North East	Rudis FC	Adult Men		Sun (am) Thurs (evening)	Swindon Sunday League	11 v 11
MANNINGTON REC	Western	Save on Tyres Athletic FC	Adult Men		Sun (am)	Swindon Sunday League	11 v 11
GRANGE LEISURE CENTRE	North East	Sevenfields United	U18	U17 team	Sun (am or pm)	North Wiltshire youth league	11 v 11
NOVA HREOD ACADEMY	Western	Shield and Dagger	Adult Men	First	Sat (pm) Thurs (evening)	Swindon and District Football League	11 v 11
PENHILL RECREATION GROUND	North East	Sks Blyskawica F.C.	Adult Men	First	Sun (am)	Swindon Sunday League	11 v 11
NALGO SPORTS PITCH	North East	Spectrum	Adult Men	First	Sat (pm) Tues (evening)	Swindon and District Football League	11 v 11
SWINDON ACADEMY	Western	Sport4Pinehurst	Adult Men	First	Sat (pm)	Swindon and District Football League	11 v 11
MEADOWCROFT RECREATION GROUND	North East	Stratton Juniors FC	U10	Lions	Sun (am or pm)	North Wiltshire Youth League	7 v 7
MEADOWCROFT RECREATION GROUND	North East	Stratton Juniors FC	U10	Tigers	Sat or Sun (am or pm)	North Wiltshire Youth League	7 v 7
MEADOWCROFT RECREATION GROUND	North East	Stratton Juniors FC	U11	Black	Sun (am or pm)	North Wiltshire Youth League	9 v 9
MEADOWCROFT RECREATION GROUND	North East	Stratton Juniors FC	U11	Wolves	Sun (am or pm)	North Wiltshire Youth League	9 v 9
MEADOWCROFT RECREATION GROUND	North East	Stratton Juniors FC	U13		Sun (am or pm) Thurs (evening)	North Wiltshire Youth League	11 v 11
MEADOWCROFT RECREATION GROUND	North East	Stratton Juniors FC	U14	Panthers	Sun (am or pm) Weds (evening)	North Wiltshire Youth League	11 v 11
MEADOWCROFT RECREATION GROUND	North East	Stratton Juniors FC	U14	Pumas	Sun (am or pm) Weds (evening)	North Wiltshire Youth League	11 v 11
MEADOWCROFT RECREATION GROUND	North East	Stratton Juniors FC	U16		Sat or Sun (am or pm)	North Wiltshire Youth League	11 v 11

Site Name (for where the demand takes place) (typically home pitch)	Sub Area	Club Name	Team Type (e.g. adult women, U10, etc.)	1st or 2nd / A or B team etc.	When the team plays its competitive matches (predominantly)	League the team plays in	Pitch size required
MEADOWCROFT RECREATION GROUND	North East	Stratton Juniors FC	U7	Black	Sun (am or pm)	North Wiltshire Youth League	5 v 5
MEADOWCROFT RECREATION GROUND	North East	Stratton Juniors FC	U7	Orange	Sun (am or pm)	North Wiltshire Youth League	5 v 5
MEADOWCROFT RECREATION GROUND	North East	Stratton Juniors FC	U8	Foxes	Sun (am or pm)	North Wiltshire Youth League	5 v 5
MEADOWCROFT RECREATION GROUND	North East	Stratton Juniors FC	U8	Wolves	Sun (am or pm)	North Wiltshire Youth League	5 v 5
MEADOWCROFT RECREATION GROUND	North East	Stratton Juniors FC	U9	Bears	Sun (am or pm)	North Wiltshire Youth League	7 v 7
MEADOWCROFT RECREATION GROUND	North East	Stratton Juniors FC	U9	Gorillas	Sun (am or pm)	North Wiltshire Youth League	7 v 7
NALGO SPORTS PITCH	North East	Stratton Saints	Adult Men		Sun (am) Thurs (evening)	Swindon Sunday League	11 v 11
SHREWSBURY ROAD	South East	Swindon Athletic	Adult Men	First	Sun (am) Thurs (evening)	Swindon Sunday League	11 v 11
NALGO SPORTS PITCH	North East	Swindon Centurians FC	Adult Men	First	Sat (pm) Weds and Thurs (evening)	Swindon and District Football League	11 v 11
3G venues various	North East	Swindon Centurians Veterans	Adult Men	First			11 v 11
SOUTHBROOK RECREATION	North East	Swindon Rangers	U10		Sat or Sun (am or pm)	North Wiltshire Youth League	7 v 7
SOUTHBROOK RECREATION	North East	Swindon Rangers	U12		Sun (am or pm)	North Wiltshire Youth League	9 v 9
SOUTHBROOK RECREATION	North East	Swindon Rangers	U15		Sun (am or pm) Tues and Weds (evening)	North Wiltshire Youth League	11 v 11
SOUTHBROOK RECREATION	North East	Swindon Rangers	U18		Sun (am or pm)	North Wiltshire Youth League	11 v 11
SOUTH MARSTON VILLAGE RECREATION GROUND	North East	Swindon Spitfires	Adult Ladies	Development	Sun (pm)	Wiltshire County Womens and Girls League	11 v 11
SOUTH MARSTON VILLAGE RECREATION GROUND	North East	Swindon Spitfires	Adult Ladies		Sun (pm)	Wiltshire County Womens and Girls League	11 v 11
SOUTH MARSTON VILLAGE RECREATION GROUND	North East	Swindon Spitfires	Adult Men	First	Sat (pm) Tues and Thurs (evening)	Swindon and District Football League	11 v 11
SOUTH MARSTON VILLAGE RECREATION GROUND	North East	Swindon Spitfires	U11	Girls	Sat (am)	Wiltshire County Womens and Girls League	9 v 9
SOUTH MARSTON VILLAGE RECREATION GROUND	North East	Swindon Spitfires	U13	Girls	Sat (am)	Wiltshire County Womens and Girls League	11 v 11
SOUTH MARSTON VILLAGE RECREATION GROUND	North East	Swindon Spitfires	U14	Girls	Sat (am)	Oxford Mail Girls League	11 v 11
SOUTH MARSTON VILLAGE RECREATION GROUND	North East	Swindon Spitfires	U15	Girls	Sat (am)	Wiltshire County Womens and Girls League	11 v 11
SOUTH MARSTON VILLAGE RECREATION GROUND	North East	Swindon Spitfires	U16	Girls	Sat (am) - Friendlies		11 v 11
SOUTH MARSTON VILLAGE RECREATION GROUND	North East	Swindon Spitfires	U18	Girls - U17 team	Sat (am)	Wiltshire County Womens and Girls League	11 v 11
SOUTH MARSTON VILLAGE RECREATION GROUND	North East	Swindon Spitfires	U9	Girls	Sunday am	Wiltshire Womens and Girls Festivals	7 v 7
SWINDON SUPERMARINE FOOTBALL CLUB	Blunsdon and Highworth	Swindon Supermarine FC	Adult Men		Saturdays and weekday evenings	The Evo Stick League Southern	11 v 11
SWINDON SUPERMARINE YOUTH FOOTBALL	Blunsdon and Highworth	Swindon Supermarine Youth	U10		Sun (am or pm)	North Wiltshire Youth League	7 v 7

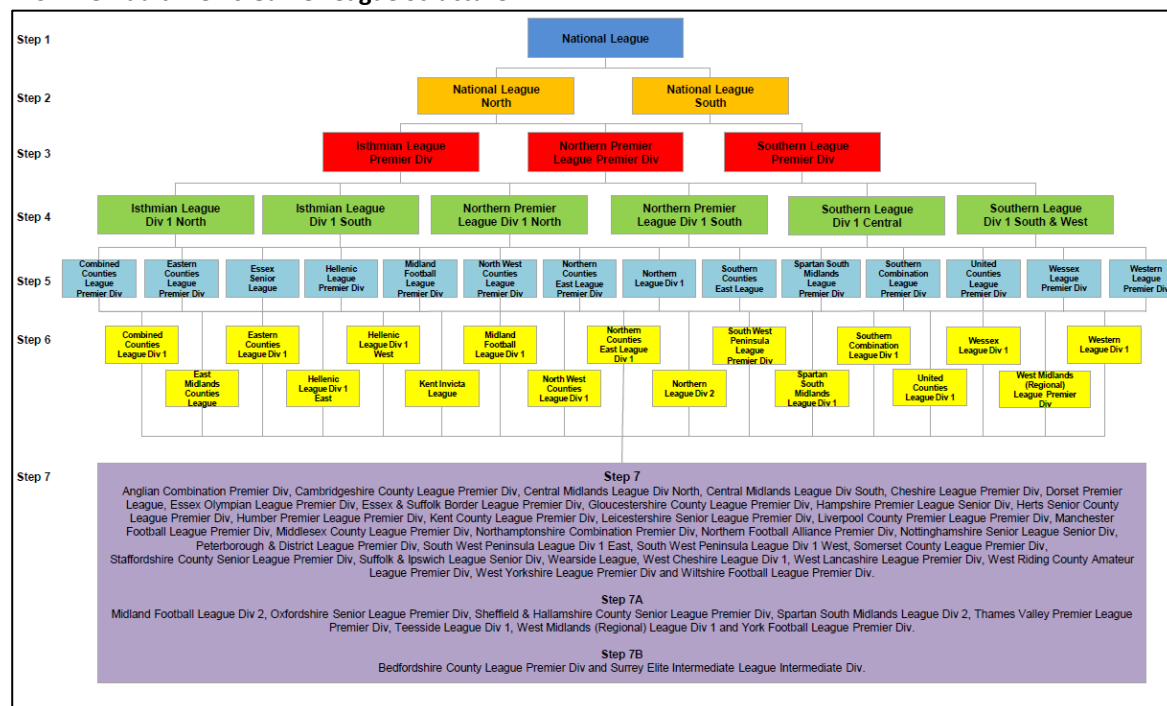
Site Name (for where the demand takes place) (typically home pitch)	Sub Area	Club Name	Team Type (e.g. adult women, U10, etc.)	1st or 2nd / A or B team etc.	When the team plays its competitive matches (predominantly)	League the team plays in	Pitch size required
CLUB		FC					
SWINDON SUPERMARINE YOUTH FOOTBALL CLUB	Blunsdon and Highworth	Swindon Supermarine Youth FC	U12		Sun (am or pm)	North Wiltshire Youth League	9 v 9
SWINDON SUPERMARINE YOUTH FOOTBALL CLUB	Blunsdon and Highworth	Swindon Supermarine Youth FC	U13	CW	Sundays (am or pm)	North Wiltshire Youth League	11 v 11
SWINDON SUPERMARINE YOUTH FOOTBALL CLUB	Blunsdon and Highworth	Swindon Supermarine Youth FC	U13	J	Sun (am or pm) Thurs (Evening)	North Wiltshire Youth League	11 v 11
SWINDON SUPERMARINE YOUTH FOOTBALL CLUB	Blunsdon and Highworth	Swindon Supermarine Youth FC	U14	M	Sun (am or pm) Weds (Evening)	North Wiltshire Youth League	11 v 11
SWINDON SUPERMARINE YOUTH FOOTBALL CLUB	Blunsdon and Highworth	Swindon Supermarine Youth FC	U15	G	Sun (am or pm) Weds (Evening)	North Wiltshire Youth League	11 v 11
SWINDON SUPERMARINE YOUTH FOOTBALL CLUB	Blunsdon and Highworth	Swindon Supermarine Youth FC	U15	L	Sun (am or pm) Tues and Thurs (evening)	North Wiltshire Youth League	11 v 11
SWINDON SUPERMARINE YOUTH FOOTBALL CLUB	Blunsdon and Highworth	Swindon Supermarine Youth FC	U18	U17 team	Sun (am or pm)	North Wiltshire Youth League	11 v 11
SWINDON SUPERMARINE YOUTH FOOTBALL CLUB	Blunsdon and Highworth	Swindon Supermarine Youth FC	U8		Sat or Sun (am or pm)	North Wiltshire Youth League	5 v 5
SWINDON SUPERMARINE YOUTH FOOTBALL CLUB	Blunsdon and Highworth	Swindon Supermarine Youth FC	U9		Sun (am or pm)	North Wiltshire Youth League	7 v 7
LYDIARD PARK ACADEMY	Western	Swindon Town Academy	U10		Sunday		7 v 7
LYDIARD PARK ACADEMY	Western	Swindon Town Academy	U11		Saturday		9 v 9
LYDIARD PARK ACADEMY	Western	Swindon Town Academy	U12		Sat/Sun		9 v 9
LYDIARD PARK ACADEMY	Western	Swindon Town Academy	U14		Saturday		11 v 11
LYDIARD PARK ACADEMY	Western	Swindon Town Academy	U15		Sat/Sun		11 v 11
LYDIARD PARK ACADEMY	Western	Swindon Town Academy	U16		Sat or Mon evening		11 v 11
LYDIARD PARK ACADEMY	Western	Swindon Town Academy	U8		Saturday		5 v 5
LYDIARD PARK ACADEMY	Western	Swindon Town Academy	U9	academy training only	academy training only		7 v 7
LYDIARD PARK ACADEMY	Western	Swindon Town Academy	U9		Sunday		7 v 7
SHRIVENHAM RECREATION GROUND	Western	Swindon Town FC	Adult Ladies	Development	Sun (pm)	Wiltshire County Womens and Girls League	11 v 11
SHRIVENHAM RECREATION GROUND	Western	Swindon Town FC	Adult Ladies	First	Sun (pm)		11 v 11
SHRIVENHAM RECREATION GROUND	Western	Swindon Town FC	U18	Girls			11 v 11
BEVERSBROOK	Outside of Study area	Swindon Town FC	U18				11 v 11
MOREDON PLAYING FIELDS	Western	Tawny Owl	Adult Men	First	Sat (pm)	Swindon and District Football League	11 v 11
MANNINGTON REC	Western	The Windmill	Adult Men	First	Sun (am) Thurs (pm)	Swindon Sunday League	11 v 11

Site Name (for where the demand takes place) (typically home pitch)	Sub Area	Club Name	Team Type (e.g. adult women, U10, etc.)	1st or 2nd / A or B team etc.	When the team plays its competitive matches (predominantly)	League the team plays in	Pitch size required
SHREWSBURY ROAD	South East	Uruguay Sociedad FC	Adult Men	First	Sun (am) Thurs (pm)	Swindon Sunday League	11 v 11
ISAMBARD COMMUNITY SCHOOL	Northern	Village Inn	Adult Men	First	Sat (pm) Tues and Thurs (evening)	Swindon and District Football League	11 v 11
HOOPERS FIELD	Ridgeway	Wanborough FC	Adult Men	First	Sun (am) Thurs (pm)	Swindon Sunday League	11 v 11
WANBOROUGH RECREATION GROUND	Ridgeway	Wanborough Junior FC	U10		Sun (am or pm)	North Wiltshire Youth Football League	7 v 7
LIDDINGTON RECREATION GROUND	Ridgeway	Wanborough Junior FC	U12		Sun (am or pm)	North Wiltshire Youth Football League	9 v 9
LIDDINGTON RECREATION GROUND	Ridgeway	Wanborough Junior FC	U13		Sun (am or pm)	North Wiltshire Youth Football League	11 v 11
WANBOROUGH RECREATION GROUND	Ridgeway	Wanborough Junior FC	U14		Sun (am or pm)	North Wiltshire Youth Football League	11 v 11
WANBOROUGH RECREATION GROUND	Ridgeway	Wanborough Junior FC	U15		Sun (am or pm) Thurs (evening)	North Wiltshire Youth Football League	11 v 11
HOOPERS FIELD	Ridgeway	Wanborough Junior FC	U16		Sun (am or pm)	North Wiltshire Youth Football League	11 v 11
HOOPERS FIELD	Ridgeway	Wanborough Junior FC	U18	U17 team	Sun (am or pm) Tues (evening)	North Wiltshire Youth Football League	11 v 11
WANBOROUGH PRIMARY SCHOOL	Ridgeway	Wanborough Junior FC	U6	training/friendlies only	training/friendlies only	training/friendlies only	5 v 5
WANBOROUGH RECREATION GROUND	Ridgeway	Wanborough Junior FC	U7		Sun (am or pm)	North Wiltshire Youth Football League	5 v 5
WANBOROUGH PRIMARY SCHOOL	Ridgeway	Wanborough Junior FC	U8		Sun (am or pm)	North Wiltshire Youth Football League	5 v 5
WANBOROUGH RECREATION GROUND	Ridgeway	Wanborough Junior FC	U9		Sat or Sun (am or pm)	North Wiltshire Youth Football League	7 v 7
ISAMBARD COMMUNITY SCHOOL	Northern	West Swindon Wanderers	Adult Men		Sun (am) Thurs (evening)	Swindon Sunday League	11 v 11
PENHILL RECREATION GROUND	North East	Wheatie Wanderers	Adult Men		Sat (pm)	Swindon and District Football League	11 v 11
MOREDON PLAYING FIELDS	Western	Willowgreen Hotspur FC	Adult Men		Sun (am) Thurs (evening)	Swindon Sunday League	11 v 11
SWINDON ACADEMY	Western	Wiltshire Football AFC	U11				9 v 9
SWINDON ACADEMY	Western	Wiltshire Football AFC	U12				9 v 9
SWINDON ACADEMY	Western	Wiltshire Football AFC	U13				11 v 11
SWINDON ACADEMY	Western	Wiltshire Football AFC	U14				11 v 11
SWINDON ACADEMY	Western	Wiltshire Football AFC	U15				11 v 11
MOREDON PLAYING FIELDS	Western	Woodlands Edge FC	Adult Men		Sun (am) Thurs (evening)	Swindon Sunday League	11 v 11
WEIR FIELD	Wroughton and Chiseldon	Wroughton	Adult Men	First	Sat (pm) Tues (evening)	Wiltshire Senior League	11 v 11
WEIR FIELD	Wroughton and Chiseldon	Wroughton	Adult Men	Reserves	Sat (pm) Weds and Thurs (evening)	Cirencester and District League	11 v 11
RIDGEWAY SCHOOL AND LEISURE CENTRE	Wroughton and Chiseldon	Wroughton Youth FC	U10	Blue	Sat or Sun (am or pm)	North Wiltshire Youth Football League	7 v 7
RIDGEWAY SCHOOL AND LEISURE CENTRE	Wroughton and Chiseldon	Wroughton Youth FC	U10	Green	Sat or Sun (am or pm)	North Wiltshire Youth Football League	7 v 7
RIDGEWAY SCHOOL AND LEISURE CENTRE	Wroughton and	Wroughton Youth FC	U10	White	Sun (am or pm)	North Wiltshire Youth Football League	7 v 7

Site Name (for where the demand takes place) (typically home pitch)	Sub Area	Club Name	Team Type (e.g. adult women, U10, etc.)	1st or 2nd / A or B team etc.	When the team plays its competitive matches (predominantly)	League the team plays in	Pitch size required
	Chiseldon						
WEIR FIELD	Wroughton and Chiseldon	Wroughton Youth FC	U11		Sun (am or pm)	North Wiltshire Youth Football League	9 v 9
WROUGHTON JUNIOR SCHOOL	Wroughton and Chiseldon	Wroughton Youth FC	U12	Blue	Sun (am or pm)	North Wiltshire Youth Football League	9 v 9
WROUGHTON JUNIOR SCHOOL	Wroughton and Chiseldon	Wroughton Youth FC	U12	White	Sun (am or pm)	North Wiltshire Youth Football League	9 v 9
NORTH WROUGHTON	Wroughton and Chiseldon	Wroughton Youth FC	U13		Sun (am or pm) Thurs (evening)	North Wiltshire Youth Football League	11 v 11
WEIR FIELD	Wroughton and Chiseldon	Wroughton Youth FC	U16		Sun (am or pm) Tues (evening)	North Wiltshire Youth Football League	11 v 11
BURDEROP PARK	Wroughton and Chiseldon	Wroughton Youth FC	U18	U17 team	Sun (am or pm)	North Wiltshire Youth Football League	11 v 11
MAUNSELL WAY	Wroughton and Chiseldon	Wroughton Youth FC	U6	training/friendlies only	training/friendlies only	training/friendlies only	5 v 5
MAUNSELL WAY	Wroughton and Chiseldon	Wroughton Youth FC	U8	Blue	Sun (am or pm)	North Wiltshire Youth Football League	5 v 5
RIDGEWAY SCHOOL AND LEISURE CENTRE	Wroughton and Chiseldon	Wroughton Youth FC	U8	White	Sun (am or pm)	North Wiltshire Youth Football League	5 v 5

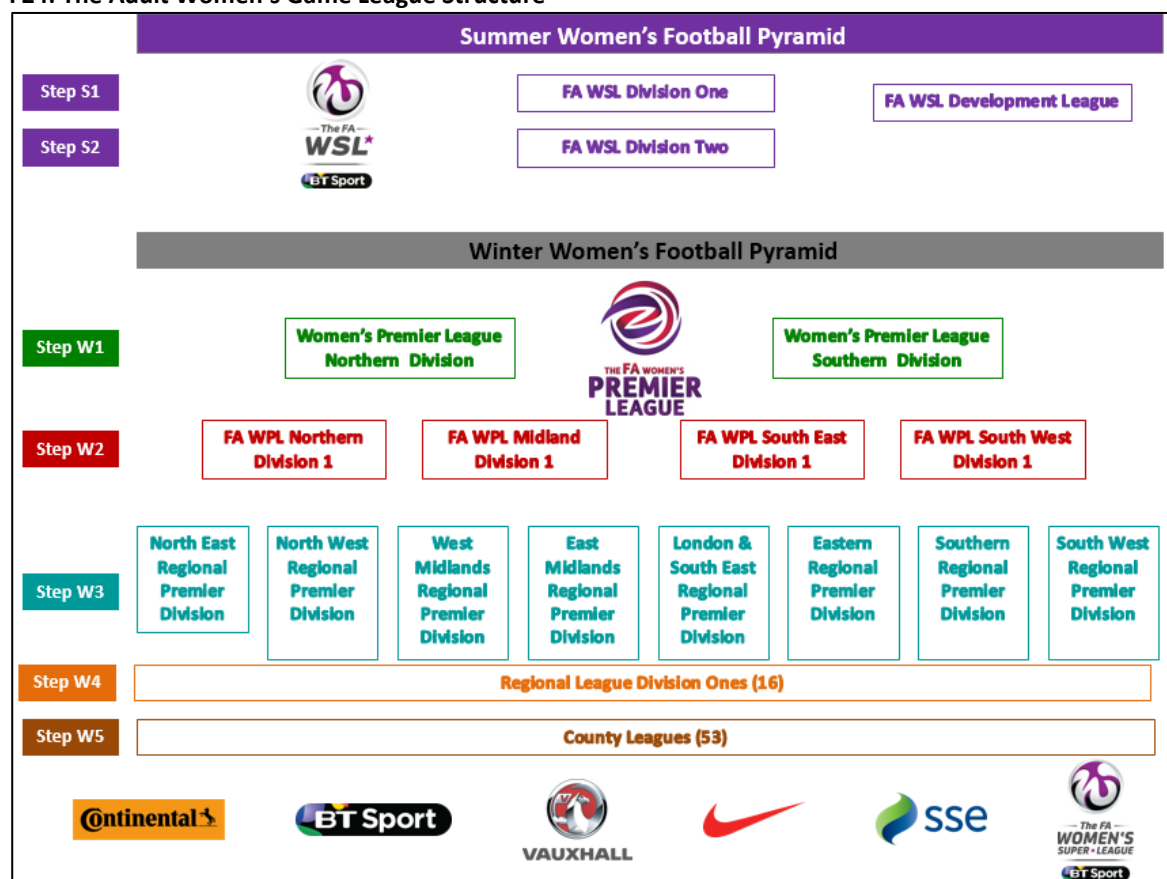
- 2.41 For context, the national league structure / pyramid for men's and women's football is set out below. The men's game pyramid sits directly below the Football League, League 2. Local Saturday and Sunday leagues sit below the pyramid structure, with step 7 being the first in the pyramid for clubs to aspire to if they want to progress beyond local leagues.

F23: The Adult Men's Game League Structure



Source: The FA - <http://www.thefa.com/get-involved/player/clubs-leagues/league-steps-1-7>

F24: The Adult Women's Game League Structure



Source: The FA - <http://www.thefa.com/womens-girls-football/leagues-and-competitions>

Changes and trends in team numbers in recent years

- 2.42 Club surveys and data suggest that the demand for football is growing (in particular) amongst junior age groups. Numbers appear to be consistent for youth football, with the number of teams typically reducing as youth players make the transition to adult football. This is not uncommon compared to other areas. Adult Saturday league team numbers have been growing slightly in recent years, while conversely, Sunday team numbers have been falling. This type of trend has implications for the future provision of grass and 3G pitches if temporal demand at certain times on a particular day starts to grow. The more teams that play during the same match day and peak period, the greater the number of pitches needed, unless play can be adapted to take place on different days (which is not always practical to achieve or easy to do without the use of full size floodlit 3G pitches).
- 2.43 Interest in girls and women's football seems to be growing, particularly at larger clubs where the organisational infrastructure is in place to support the formation of new teams. The FA have set a target nationally of doubling and increasing female participation by 2020. In order to help achieve this it will be essential that the quality of ancillary facilities (particularly changing facilities) is improved to a good standard.
- 2.44 Aspirational growth expressed by clubs is explored later in the assessment. We also understand that there has been growth in recent years in social, small-sided league teams and, again, this is explored later in the assessment report.

When Teams Play Matches (Temporal Demand)

- 2.45 Temporal demand for games indicates when the *majority* of matches are played. For football, most matches are played at the following days and times for various age groups.

Figure F25: Temporal Demand

	Sat am	Sat pm	Sun am	Sun pm	Midweek evening
Mini soccer U7 / U8 (5v5)			✓	✓	
Mini soccer U9 / U10 (7v7)			✓	✓	
Youth U11 / U12 (9v9)			✓	✓	
Youth U13 / U14 (11v11)	✓ (girls)		✓ (boys)	✓ (boys)	
Youth U15 / U16 (11v11)	✓ (girls)		✓ (boys)	✓ (boys)	
Youth U17 / U18 (11v11)			✓	✓	✓
Adult Men (11v11)		✓	✓		✓ (cups)
Adult Women (11v11)				✓	

- 2.46 Summarising the data, the above figure translates into the following figures for when teams play matches.

Figure F26: Temporal Demand Data Summary: approximate number of teams playing at peak times (from data provided by SBC)

	Sat am	Sat pm	Sun am	Sun pm	Midweek evening
Mini soccer U7 / U8 (5v5)			17	16	
Mini soccer U9 / U10 (7v7)			21	22	
Youth U11 / U12 (9v9)	6		17	17	
Youth U13 / U14 (11v11)	5		13	11	9
Youth U15 / U16 (11v11)	2		14	12	4
Youth U17 / U18 (11v11)	2		4	4	4
Adult Men (11v11)		27	40		1
Adult Women (11v11)				5	

Notes: where a team plays during one slot or another, 0.5 is attributed to each

Where Teams Train

- 2.47 It is important to understand where teams usually train (and when) to be able to understand the amount of use on grass pitches in addition to matches and in turn how that affects their quality overall. The table below sets out where and when most teams train (in general terms only). The situation is different for different teams and will depend on factors such as whether the club own their own ground and whether the ground has floodlighting on at least one pitch, whether that floodlit pitch can sustain training without damaging its quality for matches, the availability of AGPs (whether sand based or 3G) and so on. Some teams will train at indoor sports halls (where availability and cost is not a limiting factor) and some will only train in the months when light allows evening training without floodlighting. However, consultation responses suggest that most clubs would prefer to train on an AGP if available and if the cost is not prohibitive.

Figure F27: Where and when most teams train

	Every other week when there is no match or instead of a match	Weekday evening grass pitch (where floodlighting or natural light allows)	Weekday evening on AGP	Elsewhere (for example sports hall)
Mini soccer U7 / U8 (5v5)	✓			
Mini soccer U9 / U10 (7v7)	✓			
Youth U11 / U12 (9v9)	✓	✓	✓	
Youth U13 / U14 (11v11)		✓	✓	
Youth U15 / U16 (11v11)		✓	✓	
Youth U17 / U18 (11v11)		✓	✓	✓
Adult Men (11v11)		✓	✓	✓
Adult Women (11v11)		✓	✓	✓

Current Actualised Demand / Amount of Play on a Pitch

- 2.48 To develop an understanding of the amount of play on a pitch during a season, the process outlined below is followed:
- ▶ Assume that calculations are based on a typical week's play during the season;
 - ▶ Establish where teams play their home matches;
 - ▶ Establish the number of home matches that are played during a season setting out figures for the number of match equivalent sessions per week. One home match played every other week will equal half a match played per week where the team is playing on a pitch of the size required for play. Where smaller pitches are over-marked (or used) on a larger pitch the figures in the table below will apply;
 - ▶ Establish whether any training takes place on the pitch. This will typically equate to half of the amount of play than that assumed for a match although if training takes place every week, the figure is doubled. See the table below for figures applied; then,
 - ▶ Add the scores together to give the pitch use on a basis of match equivalent sessions per week.

Figure F28: Match equivalent sessions per week assumptions for match play and training

2. Where they play a <u>match</u> on this size pitch, the match equivalent sessions per week equal...					
1. If team playing requires pitch size... ↓	↓				
	Mini soccer 5v5	Mini soccer 7v7	Youth 9v9	Youth 11v11	Adult 11v11
Mini soccer 5v5	0.5	0.5	0.25	0.25	0.125
Mini soccer 7v7	-	0.5	0.5	0.25	0.25
Youth 9v9	-	-	0.5	0.5	0.25

Youth 11v11 (all age groups)	-	-	-	0.5	0.5
Adult 11v11	-	-	-	-	0.5

		2. Where they <u>train</u> on this size pitch, the match equivalent sessions per week equal...				
		↓				
1. If team playing requires pitch size for half the time of a match...	↓	Mini soccer 5v5	Mini soccer 7v7	Youth 9v9	Youth 11v11	Adult 11v11
Mini soccer 5v5 (training every other week)		0.25	0.25	0.125	0.125	0.0625
Mini soccer 7v7 (training every other week)		-	0.25	0.25	0.125	0.125
Youth 9v9 (training every other week)		-	-	0.25	0.25	0.125
Youth 11v11 (all age groups) (training every week)		-	-	-	0.5	0.5
Adult 11v11 (training every week)		-	-	-	-	0.5

Amount of play on Swindon Pitches

2.49 Applying this approach to the pitches in Swindon, adding in additional pitch play for pitches marked over a larger pitch, any known informal play and educational use, the following figures are concluded for each community access pitch in the Borough.

Figure F29: Amount of play on secure and unsecure use pitches

PPS Pitch ID	Pitch Name	Pitch Size	Sub Area	Security of tenure	TOTAL Pitch Use / Demand (matches and training - match equivalent sessions per week)
F1001s	BLUNSDON RECREATION GROUND	Adult Football	Blunsdon and Highworth	Secured	1
F1003s	BLUNSDON RECREATION GROUND	Mini Soccer 5v5	Blunsdon and Highworth	Secured	1
F1002s	BLUNSDON RECREATION GROUND	Mini Soccer 7v7	Blunsdon and Highworth	Secured	0.5
F1190	COLESHILL SPORTS GROUND	Adult Football	Blunsdon and Highworth	Secured	2
F1191	COLESHILL SPORTS GROUND	Mini Soccer 7v7	Blunsdon and Highworth	Secured	
F1169	SWINDON SUPERMARINE FOOTBALL CLUB	Adult Football	Blunsdon and Highworth	Secured	1.5
F1192	SWINDON SUPERMARINE YOUTH FOOTBALL CLUB	Mini Soccer 7v7	Blunsdon and Highworth	Secured	1.5
F1170	SWINDON SUPERMARINE YOUTH FOOTBALL CLUB	Youth Football 11v11	Blunsdon and Highworth	Secured	3
F1171	SWINDON SUPERMARINE YOUTH FOOTBALL CLUB	Youth Football 9v9	Blunsdon and Highworth	Secured	0.5
F1175s	THE ELMS RECREATION GROUND	Adult Football	Blunsdon and Highworth	Secured	3.5
F1179	THE ELMS RECREATION GROUND	Mini Soccer 5v5	Blunsdon and Highworth	Secured	2
F1180	THE ELMS RECREATION GROUND	Mini Soccer 5v5	Blunsdon and Highworth	Secured	2
F1181	THE ELMS RECREATION GROUND	Mini Soccer 7v7	Blunsdon and Highworth	Secured	3
F1177	THE ELMS RECREATION GROUND	Youth Football 11v11	Blunsdon and Highworth	Secured	3
F1176s	THE ELMS RECREATION GROUND	Youth Football 9v9	Blunsdon and Highworth	Secured	1.5
F1178	THE ELMS RECREATION GROUND	Youth Football 9v9	Blunsdon and Highworth	Secured	1.5

PPS Pitch ID	Pitch Name	Pitch Size	Sub Area	Security of tenure	TOTAL Pitch Use / Demand (matches and training - match equivalent sessions per week)
F1151	SOUTHFIELD JUNIOR SCHOOL	Mini Soccer 7v7	Blunsdon and Highworth	Unsecured	0.5
F1038	GRANGE LEISURE CENTRE	Youth Football 11v11	North East	Secured	1
F1091	MEADOWCROFT RECREATION GROUND	Adult Football	North East	Secured	3
F1094	MEADOWCROFT RECREATION GROUND	Mini Soccer 5v5	North East	Secured	3
F1093	MEADOWCROFT RECREATION GROUND	Mini Soccer 7v7	North East	Secured	4
F1092	MEADOWCROFT RECREATION GROUND	Youth Football 9v9	North East	Secured	3.5
F1104	NALGO SPORTS PITCH	Adult Football	North East	Secured	1.5
F1105	NALGO SPORTS PITCH	Adult Football	North East	Secured	1.5
F1106	NALGO SPORTS PITCH	Mini Soccer 7v7	North East	Secured	0.5
F1123	PENHILL RECREATION GROUND	Adult Football	North East	Secured	
F1124	PENHILL RECREATION GROUND	Adult Football	North East	Secured	
F1120	PENHILL RECREATION GROUND	Adult Football	North East	Secured	1.5
F1121	PENHILL RECREATION GROUND	Adult Football	North East	Secured	1.5
F1122	PENHILL RECREATION GROUND	Adult Football	North East	Secured	1
F1145	SOUTH MARSTON VILLAGE RECREATION GROUND	Adult Football	North East	Secured	3.5
F1147	SOUTH MARSTON VILLAGE RECREATION GROUND	Mini Soccer 7v7	North East	Secured	2
F1146	SOUTH MARSTON VILLAGE RECREATION GROUND	Youth Football 11v11	North East	Secured	1
F1149	SOUTHBROOK RECREATION	Adult Football	North East	Secured	1
F1148	SOUTHBROOK RECREATION GROUND	Adult Football	North East	Secured	1.5
F1150	SOUTHBROOK RECREATION GROUND	Mini Soccer 7v7	North East	Secured	1
F1058	KINGSDOWN SCHOOL	Mini Soccer 5v5	North East	Unsecured	0.5
F1057	KINGSDOWN SCHOOL	Mini Soccer 7v7	North East	Unsecured	3
F1053	KINGSDOWN SCHOOL	Youth Football 11v11	North East	Unsecured	1.5
F1054s	KINGSDOWN SCHOOL	Youth Football 11v11	North East	Unsecured	1
F1055	KINGSDOWN SCHOOL	Youth Football 9v9	North East	Unsecured	0.5
F1056s	KINGSDOWN SCHOOL	Youth Football 9v9	North East	Unsecured	0.5
F1152b	ST CATHERINE'S CATHOLIC PRIMARY SCHOOL	Mini Soccer 7v7	North East	Unsecured	1.5
F1152a	ST CATHERINE'S CATHOLIC PRIMARY SCHOOL	Youth Football 9v9	North East	Unsecured	0.5
F1158	ST LUKE'S SCHOOL	Youth Football 9v9	North East	Unsecured	1
F1168	SWINDON GAS SPORTS AND SOCIAL CLUB	Adult Football	North East	Unsecured	0.5
F1183	TRENT ROAD FIELD	Youth Football 9v9	Northern	Secured	1
F1039	GREENMEADOW PRIMARY SCHOOL	Mini Soccer 7v7	Northern	Unsecured	0.5
F1050s	ISAMBARD COMMUNITY SCHOOL	Youth Football 11v11	Northern	Unsecured	1
F1051s	ISAMBARD COMMUNITY SCHOOL	Youth Football 11v11	Northern	Unsecured	0.5
F1052s	ISAMBARD COMMUNITY SCHOOL	Youth Football 9v9	Northern	Unsecured	0.5

PPS Pitch ID	Pitch Name	Pitch Size	Sub Area	Security of tenure	TOTAL Pitch Use / Demand (matches and training - match equivalent sessions per week)
F1049s	HOOPERS FIELD	Youth Football 11v11	Ridgeway	Secured	1.5
F1048s	HOOPERS FIELD	Adult Football	Ridgeway	Secured	1.5
F1064	LIDDINGTON RECREATION GROUND	Youth Football 9v9	Ridgeway	Secured	1
F1185	WANBOROUGH RECREATION GROUND	Mini Soccer 7v7	Ridgeway	Secured	2.5
F1184	WANBOROUGH PRIMARY SCHOOL	Mini Soccer 7v7	Ridgeway	Unsecured	1.5
F1141	SHREWSBURY ROAD	Adult Football	South East	Secured	1
F1142	SHREWSBURY ROAD	Adult Football	South East	Secured	1
F1143	SHREWSBURY ROAD	Adult Football	South East	Secured	1
F1144	SHREWSBURY ROAD	Adult Football	South East	Secured	0.5
F1025	DORCAN ACADEMY	Adult Football	South East	Unsecured	0.5
F1026	DORCAN ACADEMY	Mini Soccer 5v5	South East	Unsecured	0.5
F1024	DORCAN ACADEMY	Adult Football	South East	Unsecured	0.5
F1065	LIDEN PRIMARY SCHOOL	Youth Football 11v11	South East	Unsecured	1.5
F1066	LIDEN PRIMARY SCHOOL	Youth Football 9v9	South East	Unsecured	1.5
F1067	LIDEN PRIMARY SCHOOL	Youth Football 9v9	South East	Unsecured	1
F1021	CROFT SPORTS CENTRE	Mini Soccer 7v7	South West	Secured	
F1016	CROFT SPORTS CENTRE	Adult Football	South West	Secured	2
F1017	CROFT SPORTS CENTRE	Adult Football	South West	Secured	2.5
F1020	CROFT SPORTS CENTRE	Mini Soccer 7v7	South West	Secured	1
F1018s	CROFT SPORTS CENTRE	Youth Football 9v9	South West	Secured	1
F1019	CROFT SPORTS CENTRE	Youth Football 9v9	South West	Secured	1
F1107s	NATIONWIDE FOOTBALL CLUB	Adult Football	South West	Unsecured	0.5
F1155ss	ST JOSEPHS CATHOLIC COLLEGE	Adult Football	South West	Unsecured	2
F1156	ST JOSEPHS CATHOLIC COLLEGE	Mini Soccer 7v7	South West	Unsecured	0.5
F1172	THE COMMONWEAL SCHOOL	Adult Football	South West	Unsecured	1
F1173s	THE COMMONWEAL SCHOOL	Youth Football 9v9	South West	Unsecured	1
F1031	FERNDAL YOUTH AND COMMUNITY CENTRE	Adult Football	Western	Secured	1.5
F1034	FERNDAL YOUTH AND COMMUNITY CENTRE	Mini Soccer 5v5	Western	Secured	1.5
F1033	FERNDAL YOUTH AND COMMUNITY CENTRE	Mini Soccer 7v7	Western	Secured	1.5
F1032	FERNDAL YOUTH AND COMMUNITY CENTRE	Youth Football 11v11	Western	Secured	1.5
F1081	MANNINGTON REC	Adult Football	Western	Secured	
F1083	MANNINGTON REC	Adult Football	Western	Secured	
F1079	MANNINGTON REC	Adult Football	Western	Secured	1
F1080	MANNINGTON REC	Adult Football	Western	Secured	0.5
F1082	MANNINGTON REC	Adult Football	Western	Secured	1
F1096	MOREDON PLAYING FIELDS	Adult Football	Western	Secured	1
F1097	MOREDON PLAYING FIELDS	Adult Football	Western	Secured	1
F1098	MOREDON PLAYING FIELDS	Adult Football	Western	Secured	1.5
F1099	MOREDON PLAYING FIELDS	Adult Football	Western	Secured	1.5
F1072	LYDIARD PARK	Mini Soccer 5v5	Western	Unsecured	0.5
F1070	LYDIARD PARK	Mini Soccer 7v7	Western	Unsecured	0.5
F1071	LYDIARD PARK	Mini Soccer 7v7	Western	Unsecured	0.5

PPS Pitch ID	Pitch Name	Pitch Size	Sub Area	Security of tenure	TOTAL Pitch Use / Demand (matches and training - match equivalent sessions per week)
F1069	LYDIARD PARK	Youth Football 9v9	Western	Unsecured	2
F1078	LYDIARD PARK ACADEMY	Mini Soccer 5v5	Western	Unsecured	2.5
F1076	LYDIARD PARK ACADEMY	Mini Soccer 7v7	Western	Unsecured	1.5
F1075	LYDIARD PARK ACADEMY	Adult Football	Western	Unsecured	1.5
F1077	LYDIARD PARK ACADEMY	Mini Soccer 5v5	Western	Unsecured	1
F1074s	LYDIARD PARK ACADEMY	Mini Soccer 7v7	Western	Unsecured	0.5
F1073s	LYDIARD PARK ACADEMY	Youth Football 9v9	Western	Unsecured	2
F1110s	NOVA HREOD ACADEMY	Youth Football 9v9	Western	Unsecured	0.5
F1109s	NOVA HREOD ACADEMY	Adult Football	Western	Unsecured	0.5
F1116	PEATMOOR COMMUNITY PRIMARY SCHOOL	Mini Soccer 5v5	Western	Unsecured	1
F1160	SWINDON ACADEMY	Youth Football 11v11	Western	Unsecured	0.5
F1163	SWINDON ACADEMY	Mini Soccer 7v7	Western	Unsecured	1
F1161	SWINDON ACADEMY	Youth Football 11v11	Western	Unsecured	3
F1162	SWINDON ACADEMY	Youth Football 9v9	Western	Unsecured	1
F1009	CHISELDON RECREATION GROUND	Adult Football	Wroughton and Chiseldon	Secured	2
F1011	CHISELDON RECREATION GROUND	Mini Soccer 5v5	Wroughton and Chiseldon	Secured	0.5
F1010	CHISELDON RECREATION GROUND	Youth Football 9v9	Wroughton and Chiseldon	Secured	0.5
F1087	MAUNSELL WAY	Mini Soccer 5v5	Wroughton and Chiseldon	Secured	0.5
F1088	MAUNSELL WAY	Mini Soccer 5v5	Wroughton and Chiseldon	Secured	0.5
F1108	NORTH WROUGHTON	Mini Soccer 7v7	Wroughton and Chiseldon	Secured	0.5
F1186	WEIR FIELD	Adult Football	Wroughton and Chiseldon	Secured	1.75
F1062	LAWNS PRIMARY SCHOOL	Mini Soccer 5v5	Wroughton and Chiseldon	Unsecured	1.5
F1063	LAWNS PRIMARY SCHOOL	Mini Soccer 5v5	Wroughton and Chiseldon	Unsecured	0.5
F1060	LAWNS PRIMARY SCHOOL	Mini Soccer 7v7	Wroughton and Chiseldon	Unsecured	1.5
F1061	LAWNS PRIMARY SCHOOL	Mini Soccer 7v7	Wroughton and Chiseldon	Unsecured	1.5
F1130	RIDGEWAY SCHOOL AND LEISURE CENTRE	Adult Football	Wroughton and Chiseldon	Unsecured	0.5
F1131	RIDGEWAY SCHOOL AND LEISURE CENTRE	Adult Football	Wroughton and Chiseldon	Unsecured	0.5
F1132	RIDGEWAY SCHOOL AND LEISURE CENTRE	Adult Football	Wroughton and Chiseldon	Unsecured	0.5
F1135	RIDGEWAY SCHOOL AND LEISURE CENTRE	Mini Soccer 5v5	Wroughton and Chiseldon	Unsecured	0.5
F1134	RIDGEWAY SCHOOL AND LEISURE CENTRE	Mini Soccer 7v7	Wroughton and Chiseldon	Unsecured	3
F1189	WROUGHTON JUNIOR SCHOOL	Mini Soccer 7v7	Wroughton and Chiseldon	Unsecured	1

Comparing Supply with Demand to Understand Balance of Provision (under-play and under-use versus over-play and over-use)

- 2.50 Comparing the carrying capacity figures established to actual play on a pitch provides a balance between how much play is actually taking place on the pitch and how much it should be accommodating. The calculations below provide a figurative estimate for each pitch as to whether it is operating at over, under or at the appropriate level for the number of games played. Cells shaded green indicate spare capacity / underplay, orange cells suggest a pitch being played to the appropriate level for its quality and red shaded cells indicate overplay.
- 2.51 The table augments the figures and grounds them in reality with qualifying notes based on survey responses, pitch visits and audits, and discussion with the FA / WFA, the Borough Council and with clubs. It also sets them alongside the security of use to help determine the degree of risk associated with continued use of the site.

Figure F30: Supply / demand balance on secure community use sites

PPS Pitch ID	Site Name	Sub Area	Parish	Pitch Type	Capacity balance	Key issues	Realistic supply / demand balance
F1001s	BLUNSDON RECREATION GROUND	Blunsdon and Highworth	Blunsdon CP	Adult Football	1	Not a lot of space for parking.	1
F1003s	BLUNSDON RECREATION GROUND	Blunsdon and Highworth	Blunsdon CP	Mini Soccer 5v5	3	Not a lot of space for parking.	3
F1002s	BLUNSDON RECREATION GROUND	Blunsdon and Highworth	Blunsdon CP	Mini Soccer 7v7	3.5	Not a lot of space for parking.	3.5
F1175s	THE ELMS RECREATION GROUND	Blunsdon and Highworth	Highworth CP	Adult Football	-0.5	With regards to ancillary facilities, the club (Highworth Town Juniors FC) are exceeding capacity. The changing facilities were Built to house around 14 teams at the time of build to now having 34 operating from the same building, so the club would like to extend the facilities in the future. Due to high demand from expanding Highworth Town Juniors, this site is currently at capacity. The football club has 35 teams and have been trying to secure negotiations for another site near the rec although have not have any success yet. There were 40 cancellations across the 7 pitches on the site during the season and so carrying capacity is adjusted* slightly to reflect this on a pro rata basis across the site.	-0.9
F1190	COLESHILL SPORTS GROUND	Blunsdon and Highworth	Highworth CP	Adult Football	-1		-1
F1179	THE ELMS RECREATION GROUND	Blunsdon and Highworth	Highworth CP	Mini Soccer 5v5	2	With regards to ancillary facilities, the club (Highworth Town Juniors FC) are exceeding capacity. The changing facilities were Built to house around 14 teams at the time of build to now having 34 operating from the same building, so the club would like to extend the facilities in the future. Due to high demand from expanding Highworth Town Juniors, this site is currently at capacity. The football club has 35 teams and have been trying to secure negotiations for another site near the rec although have not have any success yet. There were 40 cancellations across the 7 pitches on the site during the season and so carrying capacity is adjusted* slightly to reflect this on a pro rata basis across the site.	1.6
F1180	THE ELMS RECREATION GROUND	Blunsdon and Highworth	Highworth CP	Mini Soccer 5v5	2	With regards to ancillary facilities, the club (Highworth Town Juniors FC) are exceeding capacity. The changing facilities were Built to house around 14 teams at the time of build to now having 34 operating from the same building, so the club would like to extend the facilities in the future. Due to high demand from expanding Highworth Town Juniors, this site is currently at capacity. The football club has 35 teams and have been trying to secure negotiations for another site near the rec although have not have any success yet. There were 40 cancellations across the 7 pitches on the site during the season	1.6

PPS Pitch ID	Site Name	Sub Area	Parish	Pitch Type	Capacity balance	Key issues	Realistic supply / demand balance
						and so carrying capacity is adjusted* slightly to reflect this on a pro rata basis across the site.	
F1191	COLESHILL SPORTS GROUND	Blunsdon and Highworth	Highworth CP	Mini Soccer 7v7	2		2
F1181	THE ELMS RECREATION GROUND	Blunsdon and Highworth	Highworth CP	Mini Soccer 7v7	1	With regards to ancillary facilities, the club (Highworth Town Juniors FC) are exceeding capacity. The changing facilities were Built to house around 14 teams at the time of build to now having 34 operating from the same building, so the club would like to extend the facilities in the future. Due to high demand from expanding Highworth Town Juniors, this site is currently at capacity. The football club has 35 teams and have been trying to secure negotiations for another site near the rec although have not have any success yet. There were 40 cancellations across the 7 pitches on the site during the season and so carrying capacity is adjusted* slightly to reflect this on a pro rata basis across the site.	0.6
F1177	THE ELMS RECREATION GROUND	Blunsdon and Highworth	Highworth CP	Youth Football 11v11	-1	With regards to ancillary facilities, the club (Highworth Town Juniors FC) are exceeding capacity. The changing facilities were Built to house around 14 teams at the time of build to now having 34 operating from the same building, so the club would like to extend the facilities in the future. Due to high demand from expanding Highworth Town Juniors, this site is currently at capacity. The football club has 35 teams and have been trying to secure negotiations for another site near the rec although have not have any success yet. There were 40 cancellations across the 7 pitches on the site during the season and so carrying capacity is adjusted* slightly to reflect this on a pro rata basis across the site.	-1.4
F1176s	THE ELMS RECREATION GROUND	Blunsdon and Highworth	Highworth CP	Youth Football 9v9	0.5	With regards to ancillary facilities, the club (Highworth Town Juniors FC) are exceeding capacity. The changing facilities were Built to house around 14 teams at the time of build to now having 34 operating from the same building, so the club would like to extend the facilities in the future. Due to high demand from expanding Highworth Town Juniors, this site is currently at capacity. The football club has 35 teams and have been trying to secure negotiations for another site near the rec although have not have any success yet. There were 40 cancellations across the 7 pitches on the site during the season and so carrying capacity is adjusted* slightly to reflect this on a pro rata basis across the site.	0
F1178	THE ELMS RECREATION GROUND	Blunsdon and Highworth	Highworth CP	Youth Football 9v9	0.5	With regards to ancillary facilities, the club (Highworth Town Juniors FC) are exceeding capacity. The changing facilities were Built to house around 14 teams at the time of build to now having 34 operating from the same building,	0

PPS Pitch ID	Site Name	Sub Area	Parish	Pitch Type	Capacity balance	Key issues	Realistic supply / demand balance
						so the club would like to extend the facilities in the future. Due to high demand from expanding Highworth Town Juniors, this site is currently at capacity. The football club has 35 teams and have been trying to secure negotiations for another site near the rec although have not have any success yet. There were 40 cancellations across the 7 pitches on the site during the season and so carrying capacity is adjusted* slightly to reflect this on a pro rata basis across the site.	
F1169	SWINDON SUPERMARINE FOOTBALL CLUB	Blunsdon and Highworth	South Marston CP/Highworth CP	Adult Football	1.5		1.5
F1192	SWINDON SUPERMARINE YOUTH FOOTBALL CLUB	Blunsdon and Highworth	South Marston CP/Highworth CP	Mini Soccer 7v7	2.5	Club hire Supermarine FC or Supermarine Sports club for changing rooms depending on availability. There were 25 cancellations across the 3 pitches on the site during the season and so carrying capacity is adjusted* slightly to reflect this on a pro rata basis across the site.	1.9
F1170	SWINDON SUPERMARINE YOUTH FOOTBALL CLUB	Blunsdon and Highworth	South Marston CP/Highworth CP	Youth Football 11v11	-1	Some drainage issues at one end of pitch, although this is improving. Club hire Supermarine FC or Supermarine Sports club for changing rooms depending on availability. There were 25 cancellations across the 3 pitches on the site during the season and so carrying capacity is adjusted* slightly to reflect this on a pro rata basis across the site.	-1.6
F1171	SWINDON SUPERMARINE YOUTH FOOTBALL CLUB	Blunsdon and Highworth	South Marston CP/Highworth CP	Youth Football 9v9	1.5	Club hire Supermarine FC or Supermarine Sports club for changing rooms depending on availability. There were 25 cancellations across the 3 pitches on the site during the season and so carrying capacity is adjusted* slightly to reflect this on a pro rata basis across the site.	0.9
F1124	PENHILL RECREATION GROUND	North East	Central Swindon North CP	Adult Football	3	Pitches across site rotated to prevent wear and so increased use if spare capacity present likely to reduce quality and carrying capacity.	3
F1123	PENHILL RECREATION GROUND	North East	Central Swindon North CP	Adult Football	2	Pitches across site rotated to prevent wear and so increased use if spare capacity present likely to reduce quality and carrying capacity.	2
F1121	PENHILL RECREATION GROUND	North East	Central Swindon North CP	Adult Football	1.5	Pitches across site rotated to prevent wear and so increased use if spare capacity present likely to reduce quality and carrying capacity.	1.5
F1122	PENHILL RECREATION GROUND	North East	Central Swindon North CP	Adult Football	1	Pitches across site rotated to prevent wear and so increased use if spare capacity present likely to reduce quality and carrying capacity.	1
F1149	SOUTHBROOK RECREATION	North East	Central	Adult Football	1	Shared changing for all pitches.	1

PPS Pitch ID	Site Name	Sub Area	Parish	Pitch Type	Capacity balance	Key issues	Realistic supply / demand balance
			Swindon North CP			Currently teams within the Swindon and District League cannot progress into the next league as the qualities of the pitches/facilities do not meet the required standard. There is a need to identify a site/sites in the Borough for any teams aspiring to step out of the Swindon and District League. At the moment, Southbrook meets the need for a club wanting to move to Step 7, but beyond that when floodlights, hard standing, fencing and stands are needed planning could become an issue.	
F1120	PENHILL RECREATION GROUND	North East	Central Swindon North CP	Adult Football	0.5	Pitches across site rotated to prevent wear and so increased use if spare capacity present likely to reduce quality and carrying capacity.	0.5
F1148	SOUTHBROOK RECREATION	North East	Central Swindon North CP	Adult Football	0.5	Shared changing for all pitches. Currently teams within the Swindon and District League cannot progress into the next league as the qualities of the pitches/facilities do not meet the required standard. There is a need to identify a site/sites in the Borough for any teams aspiring to step out of the Swindon and District League. At the moment, Southbrook meets the need for a club wanting to move to Step 7, but beyond that when floodlights, hard standing, fencing and stands are needed planning could become an issue.	0.5
F1150	SOUTHBROOK RECREATION	North East	Central Swindon North CP	Mini Soccer 7v7	3	Shared changing for all pitches. Currently teams within the Swindon and District League cannot progress into the next league as the qualities of the pitches/facilities do not meet the required standard. There is a need to identify a site/sites in the Borough for any teams aspiring to step out of the Swindon and District League. At the moment, Southbrook meets the need for a club wanting to move to Step 7, but beyond that when floodlights, hard standing, fencing and stands are needed planning could become an issue.	3
F1145	SOUTH MARSTON VILLAGE RECREATION GROUND	North East	South Marston CP	Adult Football	-1.5	Poor drainage can mean pitch is unplayable in periods of heavy rain. Due to Eastern villages' development, it is likely that the adjacent secondary school boundary will be extended. Pitches that this affects may therefore be moved into adjacent currently empty field, although on observation it seems like this field may have drainage issues. Pitches lost will hopefully be replaced like for like. Changing rooms may be integrated into village hall. Current changing rooms likely to go. The sustainability/quality of the pitches is dependent on using volunteer grass cutters And it is understood that the Parish Council finds it difficult to recruit volunteers. There were 10 cancellations across the 3 pitches on the site during the season and so carrying capacity is adjusted* slightly to reflect this on a pro rata basis across the site.	-1.7
F1147	SOUTH MARSTON VILLAGE	North East	South Marston	Mini Soccer 7v7	2	Poor drainage can mean pitch is unplayable in periods of heavy rain.	1.8

PPS Pitch ID	Site Name	Sub Area	Parish	Pitch Type	Capacity balance	Key issues	Realistic supply / demand balance
	RECREATION GROUND		CP			<p>Due to Eastern villages' development, it is likely that the adjacent secondary school boundary will be extended. Pitches that this affects may therefore be moved into adjacent currently empty field, although on observation it seems like this field may have drainage issues. Pitches lost will hopefully be replaced like for like. Changing rooms may be integrated into village hall. Current changing rooms likely to go.</p> <p>The sustainability/quality of the pitches is dependent on using volunteer grass cutters and the Parish Council finds it difficult to recruit volunteers. There were 10 cancellations across the 3 pitches on the site during the season and so carrying capacity is adjusted* slightly to reflect this on a pro rata basis across the site.</p>	
F1146	SOUTH MARSTON VILLAGE RECREATION GROUND	North East	South Marston CP	Youth Football 11v11	1	<p>Poor drainage can mean pitch is unplayable in periods of heavy rain. Due to Eastern villages' development, it is likely that the adjacent secondary school boundary will be extended. Pitches that this affects may therefore be moved into adjacent currently empty field, although on observation it seems like this field may have drainage issues. Pitches lost will hopefully be replaced like for like. Changing rooms may be integrated into village hall. Current changing rooms likely to go.</p> <p>The sustainability/quality of the pitches is dependent on using volunteer grass cutters and the Parish Council finds it difficult to recruit volunteers. There were 10 cancellations across the 3 pitches on the site during the season and so carrying capacity is adjusted* slightly to reflect this on a pro rata basis across the site.</p>	0.8
F1104	NALGO SPORTS PITCH	North East	Stratton St Margaret CP	Adult Football	0.5	<p>Problems with dog fouling/litter.</p> <p>Car Parking and changing rooms are the limiting factor to how many matches can be played at once as only 2 changing rooms. Often vandalism at site.</p>	0.5
F1105	NALGO SPORTS PITCH	North East	Stratton St Margaret CP	Adult Football	0.5	<p>Problems with dog fouling/litter</p> <p>Car Parking and changing rooms are the limiting factor to how many matches can be played at once as only 2 changing rooms. Often vandalism at site.</p>	0.5
F1091	MEADOWCROFT RECREATION GROUND	North East	Stratton St Margaret CP	Adult Football	-1	<p>Problems with litter, dog fouling and damage from unofficial use</p> <p>One male, female and referee changing shared between all pitches. Plans for facilities to be updated.</p> <p>There are proposals, whereby the public and NGBs have been consulted, to improve the facilities at Meadowcroft, including updating the pavilion and providing a cricket pitch onsite. It is unlikely that the configuration of football pitches will be affected. Consultation suggests that the pitch is at full capacity and it is understood that demand is increasing.</p> <p>There were 20 cancellations across the 4 pitches on the site during the season and so carrying capacity is adjusted* slightly to reflect this on a pro rata basis across the site.</p>	-1.4

PPS Pitch ID	Site Name	Sub Area	Parish	Pitch Type	Capacity balance	Key issues	Realistic supply / demand balance
F1094	MEADOWCROFT RECREATION GROUND	North East	Stratton St Margaret CP	Mini Soccer 5v5	1	Problems with litter, dog fouling and damage from unofficial use. One male, female and referee changing shared between all pitches. Plans for facilities to be updated. There are proposals, whereby the public and NGBs have been consulted, to improve the facilities at Meadowcroft, including updating the pavilion and providing a cricket pitch onsite. It is unlikely that the configuration of football pitches will be affected. Consultation suggests that the pitch is at full capacity and it is understood that demand is increasing. There were 20 cancellations across the 4 pitches on the site during the season and so carrying capacity is adjusted* slightly to reflect this on a pro rata basis across the site.	0.6
F1106	NALGO SPORTS PITCH	North East	Stratton St Margaret CP	Mini Soccer 7v7	3.5	Problems with dog fouling/litter Car Parking and changing rooms are the limiting factor to how many matches can be played at once as only 2 changing rooms. Often vandalism at site	3.5
F1093	MEADOWCROFT RECREATION GROUND	North East	Stratton St Margaret CP	Mini Soccer 7v7	0	Problems with litter, dog fouling and damage from unofficial use One male, female and referee changing shared between all pitches. Plans for facilities to be updated There are proposals, whereby the public and NGBs have been consulted, to improve the facilities at Meadowcroft, including updating the pavilion and providing a cricket pitch onsite. It is unlikely that the configuration of football pitches will be affected. Consultation suggests that the pitch is at full capacity and it is understood that demand is increasing. There were 20 cancellations across the 4 pitches on the site during the season and so carrying capacity is adjusted* slightly to reflect this on a pro rata basis across the site.	-0.4
F1092	MEADOWCROFT RECREATION GROUND	North East	Stratton St Margaret CP	Youth Football 9v9	-1.5	Problems with litter, dog fouling and damage from unofficial use One male, female and referee changing shared between all pitches. Plans for facilities to be updated There are proposals, whereby the public and NGBs have been consulted, to improve the facilities at Meadowcroft, including updating the pavilion and providing a cricket pitch onsite. It is unlikely that the configuration of football pitches will be affected. The . pitch is at full capacity and it is understood that demand is increasing. There were 20 cancellations across the 4 pitches on the site during the season and so carrying capacity is adjusted* slightly to reflect this on a pro rata basis across the site.	-1.9
F1038	GRANGE LEISURE CENTRE	North East	Stratton St Margaret CP	Youth Football 11v11	1	poor drainage The pitch can have up to four games a weekend during the winter, but due to drainage problems this is the maximum play the surface can withstand. However demand for the pitch is still increasing.	1

PPS Pitch ID	Site Name	Sub Area	Parish	Pitch Type	Capacity balance	Key issues	Realistic supply / demand balance
F1183	TRENT ROAD FIELD	Northern	Haydon Wick CP	Youth Football 9v9	1	Limited on street parking, pub car park nearby only option.	1
F1064	LIDDINGTON RECREATION GROUND	Ridgeway	Liddington CP	Youth Football 9v9	1		1
F1048s	HOOPERS FIELD	Ridgeway	Wanborough CP	Adult Football	0.5	Poor drainage and lots of evidence of dog fouling. There were 8 cancellations across the 2 pitches on the site during the season and so carrying capacity is adjusted* slightly to reflect this on a pro rata basis across the site.	0.2
F1185	WANBOROUGH RECREATION GROUND	Ridgeway	Wanborough CP	Mini Soccer 7v7	1.5	Lots of evidence of dog fouling. The markings on the pitch start well away from the goalposts. No parking or changing.	1.5
F1049s	HOOPERS FIELD	Ridgeway	Wanborough CP	Youth Football 11v11	0.5	Poor drainage and lots of evidence of dog fouling. There were 8 cancellations across the 2 pitches on the site during the season and so carrying capacity is adjusted* slightly to reflect this on a pro rata basis across the site.	0.2
F1144	SHREWSBURY ROAD	South East	Central Swindon South CP	Adult Football	1.5	Dog fouling and some poor drainage. Proposal for New College to constructed an AWP on this pitch.	1.5
F1141	SHREWSBURY ROAD	South East	Central Swindon South CP	Adult Football	1	Dog fouling and some poor drainage.	1
F1142	SHREWSBURY ROAD	South East	Central Swindon South CP	Adult Football	1	Dog fouling and some poor drainage.	1
F1143	SHREWSBURY ROAD	South East	Central Swindon South CP	Adult Football	1	Dog fouling and some poor drainage. Proposal for New College to install an AGP on Pitch 4 - when this takes place then the size of pitch 3 will have to be reduced and then may no longer be enough space for adult football and will need to be used as a youth pitch.	1
F1016	CROFT SPORTS CENTRE	South West	South Swindon CP	Adult Football	1		1
F1017	CROFT SPORTS CENTRE	South West	South Swindon CP	Adult Football	0.5		0.5
F1021	CROFT SPORTS CENTRE	South West	South Swindon CP	Mini Soccer 7v7	6		6
F1020	CROFT SPORTS CENTRE	South West	South Swindon CP	Mini Soccer 7v7	5		5
F1018s	CROFT SPORTS CENTRE	South West	South Swindon CP	Youth Football 9v9	1	Standing water is a particular issue on the 9v9 pitches. There were a number of cancellations across the 2 9v9 pitches on the site during the season and so carrying capacity is adjusted* slightly to reflect this on a pro rata basis across the site. (4 weeks of cancellations assumed)	0.7

PPS Pitch ID	Site Name	Sub Area	Parish	Pitch Type	Capacity balance	Key issues	Realistic supply / demand balance
F1019	CROFT SPORTS CENTRE	South West	South Swindon CP	Youth Football 9v9	1	Standing water is a particular issue on the 9v9 pitches. There were a number of cancellations across the 2 9v9 pitches on the site during the season and so carrying capacity is adjusted* slightly to reflect this on a pro rata basis across the site. (4 weeks of cancellations assumed)	0.7
F1031	FERNDALE YOUTH AND COMMUNITY CENTRE	Western	Central Swindon North CP	Adult Football	-0.5	Waterlogged in winter due to poor drainage. Carrying capacity reduced to 1 from 2 given the number of match cancellations during the season. Site that has gone through asset transfer with Ferndale Primary	-0.5
F1034	FERNDALE YOUTH AND COMMUNITY CENTRE	Western	Central Swindon North CP	Mini Soccer 5v5	0.5	Waterlogged in winter due to poor drainage. Carrying capacity reduced to 2 from 4 given the number of match cancellations during the season. shared with Ferndale Primary school, who also have use of this pitch	0.5
F1033	FERNDALE YOUTH AND COMMUNITY CENTRE	Western	Central Swindon North CP	Mini Soccer 7v7	0.5	Waterlogged in winter due to poor drainage. Carrying capacity reduced to 2 from 4 given the number of match cancellations during the season. Site that has gone through asset transfer with Ferndale Primary	0.5
F1032	FERNDALE YOUTH AND COMMUNITY CENTRE	Western	Central Swindon North CP	Youth Football 11v11	-0.5	Waterlogged in winter due to poor drainage. Carrying capacity reduced to 1 from 2 given the number of match cancellations during the season. Site that has gone through asset transfer with Ferndale Primary	-0.5
F1117	PEMBROKE GARDENS RECREATION GROUND	Western	Central Swindon North CP	Adult Football	2	Site has not been used so far this season. Pitches are marked out with goals and available for hire but the site is not popular with league teams due to poor changing rooms, car parking and dog fouling - not currently being used Poor changing facilities, one set shared between pitches. On street parking only	2
F1118	PEMBROKE GARDENS RECREATION GROUND	Western	Central Swindon North CP	Adult Football	2	Site has not been used so far this season. Pitches are marked out with goals and available for hire but the site is not popular with league teams due to poor changing rooms, car parking and dog fouling - not currently being used Poor changing facilities, one set shared between pitches. On street parking only	2
F1080	MANNINGTON REC	Western	Central Swindon North CP	Adult Football	1.5	Shared changing facilities between all pitches onsite. Limiting factor Frequent waterlogging of the pitches means all 8 pitches are never all in use. 3 cancellations on the pitch assumed to make slight adjustment* to capacity balance. Poor quality of changing facilities.	1.3
F1079	MANNINGTON REC	Western	Central Swindon North CP	Adult Football	1	Shared changing facilities between all pitches onsite. Limiting factor Frequent waterlogging of the pitches means all 8 pitches are never all in use. Poor quality of changing facilities. 3 cancellations on the pitch assumed to make slight adjustment* to capacity balance.	0.8
F1081	MANNINGTON REC	Western	Central Swindon North CP	Adult Football	1	Generally only 3 pitches playable/used in winter across the site and so carrying capacity adjusted on this pitch to reflect this. Shared changing facilities between all pitches onsite. Limiting factor Frequent waterlogging of the pitches means all 8 pitches are never all in use. 3 cancellations on the pitch assumed to make slight adjustment* to capacity balance. Poor quality of changing facilities.	0.8

PPS Pitch ID	Site Name	Sub Area	Parish	Pitch Type	Capacity balance	Key issues	Realistic supply / demand balance
F1082	MANNINGTON REC	Western	Central Swindon North CP	Adult Football	1	Shared changing facilities between all pitches onsite. Limiting factor Frequent waterlogging of the pitches means all 8 pitches are never all in use. 3 cancellations on the pitch assumed to make slight adjustment* to capacity balance. Poor quality of changing facilities.	0.8
F1083	MANNINGTON REC	Western	Central Swindon North CP	Adult Football	1	Generally only 3 pitches playable/used in winter across the site and so carrying capacity adjusted on this pitch to reflect this. Shared changing facilities between all pitches onsite. Limiting factor Frequent waterlogging of the pitches means all 8 pitches are never all in use. 3 cancellations on the pitch assumed to make slight adjustment* to capacity balance. Poor quality of changing facilities.	0.8
F1096	MOREDON PLAYING FIELDS	Western	Central Swindon North CP	Adult Football	1	The pavilion is outdated and in need of renewal. Poor quality ancillary facilities	1
F1097	MOREDON PLAYING FIELDS	Western	Central Swindon North CP	Adult Football	1	The pavilion is outdated and in need of renewal. Poor quality ancillary facilities	1
F1099	MOREDON PLAYING FIELDS	Western	Central Swindon North CP	Adult Football	0.7	The pavilion is outdated and in need of renewal. Poor quality ancillary facilities	0.7
F1098	MOREDON PLAYING FIELDS	Western	Central Swindon North CP	Adult Football	0.5	The pavilion is outdated and in need of renewal. Poor quality ancillary facilities	0.5
F1009	CHISELDON RECREATION GROUND	Wroughton and Chiseldon	Chiseldon CP	Adult Football	0	Water does not drain well so pitch is often waterlogged after periods of heavy rain, resulting in pitches being out of use for long periods. Currently changing rooms are outdated, and only one set for all pitches. Plans to upgrade facilities.	0
F1011	CHISELDON RECREATION GROUND	Wroughton and Chiseldon	Chiseldon CP	Mini Soccer 5v5	3.5	Water does not drain well so pitch is often waterlogged after periods of heavy rain, resulting in pitches being out of use for long periods. Currently changing rooms are outdated, and only one set for all pitches. Plans to upgrade facilities.	3.5
F1010	CHISELDON RECREATION GROUND	Wroughton and Chiseldon	Chiseldon CP	Youth Football 9v9	1.5	Water does not drain well so pitch is often waterlogged after periods of heavy rain, resulting in pitches being out of use for long periods. Currently changing rooms are outdated, and only one set for all pitches. Plans to upgrade facilities.	1.5
F1186	WEIR FIELD	Wroughton and Chiseldon	Wroughton CP	Adult Football	1.2		1.2
F1087	MAUNSELL WAY	Wroughton and	Wroughton CP	Mini Soccer 5v5	3.5	Poor drainage, evidence of dog fouling.	3.5

PPS Pitch ID	Site Name	Sub Area	Parish	Pitch Type	Capacity balance	Key issues	Realistic supply / demand balance
		Chiseldon					
F1088	MAUNSELL WAY	Wroughton and Chiseldon	Wroughton CP	Mini Soccer 5v5	1.5	Poor drainage, evidence of dog fouling.	1.5
F1108	NORTH WROUGHTON	Wroughton and Chiseldon	Wroughton CP	Mini Soccer 7v7	5.5		5.5

Notes. * on the basis of 1 cancellation equating to loss of 1 day of match play (approximately 2 match equivalents) and where the number of match equivalents then being divided by 28 weeks of competitive play during a season, giving a per week match equivalent figure which is then discounted from the original capacity balance figure.

Figure F31: Supply / demand balance on unsecure community use sites

PPS Pitch ID	Site Name	Sub Area	Parish	Pitch Type	Capacity balance	Key issues	Realistic supply / demand balance
F1151	SOUTHFIELD JUNIOR SCHOOL	Blunsdon and Highworth	Highworth CP	Mini Soccer 7v7	3.5		3.5
F1168	SWINDON GAS SPORTS AND SOCIAL CLUB (GIPSY LANE)	North East	Central Swindon North CP	Adult Football	1.5	Parking in adjacent Wickes car park and no changing.	1.5
F1152a	ST CATHERINE'S CATHOLIC PRIMARY SCHOOL	North East	Stratton St Margaret CP	Youth Football 9v9	4.5	The school may be able to accommodate more use and so carrying capacity increased by 1 additional match equivalent. Pitch is sometimes over-marked with a 7v7 (F1152b) as necessary.	4.5
F1158	ST LUKES SCHOOL	North East	Stratton St Margaret CP	Youth Football 9v9	3	Being refurbished currently, so quality will improve.	3
F1058	KINGSDOWN SCHOOL	North East	Stratton St Margaret CP	Mini Soccer 5v5	4.5	One set of 2 changing rooms for all pitches onsite. Academy sites liable to becoming at risk in terms of availability to teams.	4.5
F1057	KINGSDOWN SCHOOL	North East	Stratton St Margaret CP	Mini Soccer 7v7	4	One set of 2 changing rooms for all pitches onsite. Academy sites liable to becoming at risk in terms of availability to teams.	4
F1054s	KINGSDOWN SCHOOL	North East	Stratton St Margaret CP	Youth Football 11v11	2	One set of 2 changing rooms for all pitches onsite. Academy sites liable to becoming at risk in terms of availability to teams. Normally a senior rugby union pitch marked out over this pitch, but currently football.	2
F1053	KINGSDOWN SCHOOL	North East	Stratton St Margaret CP	Youth Football 11v11	1.7	One set of 2 changing rooms for all pitches onsite. Academy sites liable to becoming at risk in terms of availability to teams	1.7
F1055	KINGSDOWN SCHOOL	North East	Stratton St Margaret CP	Youth Football 9v9	4.5	One set of 2 changing rooms for all pitches onsite. Academy sites liable to becoming at risk in terms of availability to teams	4.5
F1056s	KINGSDOWN SCHOOL	North East	Stratton St Margaret CP	Youth Football 9v9	2.5	One set of 2 changing rooms for all pitches onsite. Academy sites liable to becoming at risk in terms of availability to teams. Normally a senior rugby union pitch marked out over this pitch, but currently football.	2.5

PPS Pitch ID	Site Name	Sub Area	Parish	Pitch Type	Capacity balance	Key issues	Realistic supply / demand balance
F1039	GREENMEADOW PRIMARY SCHOOL	Northern	Haydon Wick CP	Mini Soccer 7v7	3.5	Not available for community use and no plans to be.	3.5
F1051s	ISAMBARD COMMUNITY SCHOOL	Northern	St Andrews CP	Youth Football 11v11	0.5	Uneven pitch surface and drainage issues. Concerns about the poor quality of pitches at this site and maintenance issues. PFI sites liable to becoming at risk in terms of availability to teams. Carrying capacity reduced from 2 to 1 due to use of pitches by school and teams results in poor condition of pitch. There were 12 cancellations on the pitch during the season and so carrying capacity is adjusted* slightly to reflect this.	-0.3
F1050s	ISAMBARD COMMUNITY SCHOOL	Northern	St Andrews CP	Youth Football 11v11	0	Uneven pitch surface and drainage issues. Concerns about the poor quality of pitches at this site and maintenance issues. PFI sites liable to becoming at risk in terms of availability to teams. Carrying capacity reduced from 2 to 1 due to use of pitches by school and teams results in poor condition of pitch - 12 match cancellations for one team in a season.	0
F1052s	ISAMBARD COMMUNITY SCHOOL	Northern	St Andrews CP	Youth Football 9v9	1.5	Uneven pitch surface and drainage issues. Concerns about the poor quality of pitches at this site and maintenance issues. PFI sites liable to becoming at risk in terms of availability to teams	1.5
F1184	WANBOROUGH PRIMARY SCHOOL	Ridgeway	Wanborough CP	Mini Soccer 7v7	1.5	Carrying capacity reduced to account for use by school.	1.5
F1065	LIDEN PRIMARY SCHOOL	South East	Eldene Liden and Nythe CP	Youth Football 11v11	0.5		0.5
F1067	LIDEN PRIMARY SCHOOL	South East	Eldene Liden and Nythe CP	Youth Football 9v9	1		1
F1066	LIDEN PRIMARY SCHOOL	South East	Eldene Liden and Nythe CP	Youth Football 9v9	0.5		0.5
F1024	DORCAN ACADEMY	South East	Eldene, Liden and Nythe	Adult Football	0.5	Poor drainage in places, uneven surface. Academy sites liable to becoming at risk in terms of availability to teams. Carrying capacity reduced to 1 due to educational use.	0.5
F1025	DORCAN ACADEMY	South East	Eldene, Liden and Nythe	Adult Football	0.5	Poor drainage in places, uneven surface. Academy sites liable to becoming at risk in terms of availability to teams. Carrying capacity reduced to 1 due to educational use.	0.5
F1026	DORCAN ACADEMY	South East	Eldene, Liden and Nythe	Mini Soccer 5v5	2.5	Poor drainage in places, uneven surface. Academy sites liable to becoming at risk in terms of availability to teams. Carrying capacity reduced to 1 due to educational use.	2.5
F1155ss	ST JOSEPHS CATHOLIC COLLEGE	South West	Central Swindon South CP	Adult Football	0.2	School changing rooms. Carrying capacity figure reduced to account for use by school and shared use with rugby. Pitch used for both football and rugby, currently marked out as football only. There were 2-3 cancellations on the pitch during the season and so carrying	0

PPS Pitch ID	Site Name	Sub Area	Parish	Pitch Type	Capacity balance	Key issues	Realistic supply / demand balance
						capacity is adjusted* slightly to reflect this.	
F1156	ST JOSEPHS CATHOLIC COLLEGE	South West	Central Swindon South CP	Mini Soccer 7v7	4.5	School changing rooms. Carrying capacity figure reduced to account for use by school	4.5
F1107s	NATIONWIDE FOOTBALL CLUB	South West	South Swindon CP	Adult Football	2.5	Good quality pitches, however availability only for Nationwide employees use or team with minimum of 20% employees from Nationwide.	2.5
F1172	THE COMMONWEAL SCHOOL	South West	South Swindon CP	Adult Football	1	Carrying capacity figure reduced to account for educational use.	1
F1173s	THE COMMONWEAL SCHOOL	South West	South Swindon CP	Youth Football 9v9	2	Carrying capacity figure reduced to account for educational use. There were 8 cancellations on the pitch during the season and so carrying capacity is adjusted* slightly to reflect this on a pro rata basis across the site.	1.5
F1109s	NOVA HREOD ACADEMY	Western	Central Swindon North CP	Adult Football	0.5	School changing rooms.. Academy sites liable to becoming at risk in terms of availability to teams. Carrying capacity reduced to agreed figure to account for use by school.	0.5
F1163	SWINDON ACADEMY	Western	Central Swindon North CP	Mini Soccer 7v7	4	2 female, 2 male available to hire with use of pitches (shared between all pitches). Carrying capacity figure reduced to account for use by school.	4
F1160	SWINDON ACADEMY	Western	Central Swindon North CP	Youth Football 11v11	2.5	2 female, 2 male available to hire with use of pitches (shared between all pitches). Carrying capacity figure reduced to account for use by school. Marked out as a senior rugby union pitch in term 1 (Sept to Dec), Football Term 2 (Jan-March).	2.5
F1161	SWINDON ACADEMY	Western	Central Swindon North CP	Youth Football 11v11	-2	2 female, 2 male available to hire with use of pitches (shared between all pitches). Carrying capacity figure reduced to account for use by school	-2
F1162	SWINDON ACADEMY	Western	Central Swindon North CP	Youth Football 9v9	2	2 female, 2 male available to hire with use of pitches (shared between all pitches). Carrying capacity figure reduced to account for use by school.	2
F1110s	NOVA HREOD ACADEMY	Western	Central Swindon North CP	Youth Football 9v9	0.5	Poor drainage, the right side was unplayable through Jan up until more recent weeks. There was not much standing water but the ground was saturated often sinking underfoot. School changing rooms. Academy sites liable to becoming at risk in terms of availability to teams. Carrying capacity reduced to agreed figure to account for use by school	0.5
F1075	LYDIARD PARK ACADEMY	Western	West Swindon CP	Adult Football	1.5	Swindon Town Football Club mark out up to 6 football pitches as and when needed. Currently 2 marked at time of survey. Academy sites liable to becoming at risk in terms of availability to teams.	1.5
F1077	LYDIARD PARK ACADEMY	Western	West Swindon CP	Mini Soccer 5v5	5	Swindon Town Football Club mark out up to 6 football pitches as and when needed. Currently 2 marked at time of survey. Academy sites liable to becoming at risk in terms of availability to teams.	5

PPS Pitch ID	Site Name	Sub Area	Parish	Pitch Type	Capacity balance	Key issues	Realistic supply / demand balance
F1078	LYDIARD PARK ACADEMY	Western	West Swindon CP	Mini Soccer 5v5	3.5	Swindon Town Football Club mark out up to 6 football pitches as and when needed. Currently 2 marked at time of survey. Academy sites liable to becoming at risk in terms of availability to teams.	3.5
F1072	LYDIARD PARK	Western	West Swindon CP	Mini Soccer 5v5	1.5	According to clubs, pitches need better maintenance. Changing rooms decommissioned - no longer used for changing. Carrying capacity reduced to agreed figure as pitches often used for events. Concerns about the long term availability of this site for teams, due to current short term leases. Lydiard Park Community Trust have been named as the preferred bidder to take over the running of Lydiard Park from SBC, but there is uncertainty whether pitches will remain. There were 25 cancellations across 4 pitches on the site during the season and so carrying capacity is adjusted* slightly to reflect this on a pro rata basis across the affected pitches on site.	1.0
F1074s	LYDIARD PARK ACADEMY	Western	West Swindon CP	Mini Soccer 7v7	4.5	Separate male and female. one set of changing rooms available for hire by community with use of pitches Academy sites liable to becoming at risk in terms of availability to teams. Carrying capacity reduced to agreed figure to account for use by school. Swindon Town Football Club mark out up to 6 football pitches as and when needed. Currently 2 marked at time of survey	4.5
F1076	LYDIARD PARK ACADEMY	Western	West Swindon CP	Mini Soccer 7v7	4.5	Swindon Town Football Club mark out up to 6 football pitches as and when needed. Currently 2 marked at time of survey. Academy sites liable to becoming at risk in terms of availability to teams.	4.5
F1070	LYDIARD PARK	Western	West Swindon CP	Mini Soccer 7v7	1.5	According to clubs, pitches need better maintenance. Changing rooms decommissioned - no longer used for changing. Carrying capacity reduced to agreed figure as pitches often used for events. Concerns about the long term availability of this site for teams, due to current short term leases. Lydiard Park Community Trust have been named as the preferred bidder to take over the running of Lydiard Park from SBC, but there is uncertainty whether pitches will remain. There were 25 cancellations across 4 pitches on the site during the season and so carrying capacity is adjusted* slightly to reflect this on a pro rata basis across the affected pitches on site.	1.0
F1071	LYDIARD PARK	Western	West Swindon CP	Mini Soccer 7v7	1.5	According to clubs, pitches need better maintenance. Changing rooms decommissioned - no longer used for changing. Carrying capacity reduced to agreed figure as pitches often used for events. Concerns about the long term availability of this site for teams, due to current short term leases. Lydiard Park Community Trust have been named as the preferred bidder to take over the running of Lydiard Park from SBC, but there is uncertainty whether pitches will remain. There were 25 cancellations across 4 pitches on the site during the season and	1

PPS Pitch ID	Site Name	Sub Area	Parish	Pitch Type	Capacity balance	Key issues	Realistic supply / demand balance
						so carrying capacity is adjusted* slightly to reflect this on a pro rata basis across the affected pitches on site.	
F1073s	LYDIARD PARK ACADEMY	Western	West Swindon CP	Youth Football 9v9	1	Separate male and female. one set of changing rooms available for hire by community with use of pitches Academy sites liable to becoming at risk in terms of availability to teams. Carrying capacity reduced to agreed figure to account for use by school. Swindon Town Football Club mark out up to 6 football pitches as and when needed. Currently 2 marked at time of survey	1
F1069	LYDIARD PARK	Western	West Swindon CP	Youth Football 9v9	0	According to clubs, pitches need better maintenance. Changing rooms decommissioned - no longer used for changing. Carrying capacity reduced to agreed figure as pitches often used for events. Concerns about the long term availability of this site for teams, due to current short term leases. Lydiard Park Community Trust have been named as the preferred bidder to take over the running of Lydiard Park from SBC, but there is uncertainty whether pitches will remain. There were 25 cancellations across 4 pitches on the site during the season and so carrying capacity is adjusted* slightly to reflect this on a pro rata basis across the affected pitches on site.	-0.5
F1062	LAWNS PRIMARY SCHOOL	Wroughton and Chiseldon	South Swindon CP	Mini Soccer 5v5	3.5	Carrying capacity figure reduced to agreed figure to account for use by school	3.5
F1063	LAWNS PRIMARY SCHOOL	Wroughton and Chiseldon	South Swindon CP	Mini Soccer 5v5	2.5	Carrying capacity figure reduced to agreed figure to account for use by school	2.5
F1060	LAWNS PRIMARY SCHOOL	Wroughton and Chiseldon	South Swindon CP	Mini Soccer 7v7	1.5	Carrying capacity figure reduced to agreed figure to account for use by school	1.5
F1061	LAWNS PRIMARY SCHOOL	Wroughton and Chiseldon	South Swindon CP	Mini Soccer 7v7	1.5	Carrying capacity figure reduced to agreed figure to account for use by school	1.5
F1132	RIDGEWAY SCHOOL AND LEISURE CENTRE	Wroughton and Chiseldon	Wroughton CP	Adult Football	1.5	The School would be interested in having an artificial pitch but currently do not have the funds. The school also could make better community use of the bottom three pitches at the site if there were some 'offsite' changing facilities, however again there are insufficient funds at present.	1.5
F1130	RIDGEWAY SCHOOL AND LEISURE CENTRE	Wroughton and Chiseldon	Wroughton CP	Adult Football	0.5	Carrying capacity figure reduced to account for use by school	0.5
F1131	RIDGEWAY SCHOOL AND LEISURE CENTRE	Wroughton and Chiseldon	Wroughton CP	Adult Football	0.5	Carrying capacity figure reduced to account for use by school. The School would be interested in having an artificial pitch but currently do not have the funds. The school also could make better community use of the bottom three pitches at the site if there were some 'offsite' changing facilities, however again there are insufficient funds at present.	0.5
F1135	RIDGEWAY SCHOOL AND LEISURE CENTRE	Wroughton and Chiseldon	Wroughton CP	Mini Soccer 5v5	3.5	The School would be interested in having an artificial pitch but currently do not have the funds. The school also could make better community use of the bottom three pitches at the site if there were some 'offsite' changing facilities,	3.5

PPS Pitch ID	Site Name	Sub Area	Parish	Pitch Type	Capacity balance	Key issues	Realistic supply / demand balance
						however again there are insufficient funds at present.	
F1189	WROUGHTON JUNIOR SCHOOL	Wroughton and Chiseldon	Wroughton CP	Mini Soccer 7v7	2	Carrying capacity reduced to account for use by school.	2
F1134	RIDGEWAY SCHOOL AND LEISURE CENTRE	Wroughton and Chiseldon	Wroughton CP	Mini Soccer 7v7	1	The School would be interested in having an artificial pitch but currently do not have the funds. The school also could make better community use of the bottom three pitches at the site if there were some 'offsite' changing facilities, however again there are insufficient funds at present.	1

Notes: * on the basis of 1 cancellation equating to loss of 1 day of match play (approximately 2 match equivalents) and where the number of match equivalents then being divided by 28 weeks of competitive play during a season, giving a per week match equivalent figure which is then discounted from the original capacity balance figure.

- 2.52 These figures provide part of the story of the degree to which a pitch can accommodate additional capacity or not, as the box illustrates.

Using Over and Under Play Figures

The pitch over and under play figures generated by the Assessment should not be used in isolation. The figures alone need to be treated with caution for a number of reasons:

- ▶ They cannot represent local qualitative or ‘on the ground’ issues, and should therefore be read in conjunction with other information gathered;
- ▶ They could mask issues generated by peak time demand;
- ▶ Slight overplay may be manageable for quality of the pitch and / or the standard of football being played (and therefore of the quality expected). For example, overplay of up to 1.5 matches per week may be acceptable if the pitch quality is being maintained to at least a “standard” condition;
- ▶ Overplay on a pitch may be resolvable through improved maintenance or drainage to improve the quality of the pitch and therefore the capacity to accommodate matches. Reducing the amount of play on a pitch and moving play to an alternative pitch is also likely to improve quality;
- ▶ Identifying figures which indicate overplay and a deficit of pitch capacity does not necessarily mean that new pitches need to be provided. Alternative existing sites with pitches not currently in community use could be brought into use or under-used pitches better utilised to absorb demand or artificial grass pitches could play a role in better managing overplay or a deficit in grass pitch provision; and,
- ▶ While clubs which are identified as having capacity issues may need the use of an additional pitch, they may not have the ambition to increase the size of the club in this way, i.e. they may be content with the status quo.

- 2.53 The above summaries for pitches and groups of pitches for each sub area only provide the picture of the realistic balance between supply and demand in relation to existing use. Other types of demand need to be taken into account to understand fully the pressures on pitches and to start to consider how best to deal with current deficiencies or spare capacity in provision.
- 2.54 The table below summarises the supply / demand balance from the above figures, both for specific sizes of pitches and for full size (11v11) pitch equivalents. The latter figures are helpful when considering how much future demand can be accommodated by existing spare capacity.
- 2.55 The table shows that, figuratively, there is some capacity to accommodate additional play / use in all sub areas, to varying levels. This suggests that there may be opportunities to better use some pitches or to focus the use of some pitches on other sports. However, to understand the future use of this capacity, further analysis needs to be done on future demand and across other sports.

Figure F32: Supply / existing demand balance summary

Area	Pitch size	Pitch type match equivalents		Full size pitch (11v11) match equivalents		Full Size Pitch equivalents*	
		Secure	Unsecure	Secure	Unsecure	Secure	Unsecure
Blunsdon & Highworth	5v5	6.2		1.6		1.5	0.5
	7v7	8	3.5	4	1.8		
	9v9	0.9		0.9			
	11v11	-2		-2			
	Total	-	-	4.5	1.8		
Northern	5v5					0.5	1
	7v7		3.5		1.8		
	9v9	1	1.5	1	1.5		
	11v11		-0.3		-0.3		
	Total	-	-	1	3		
North East	5v5	0.6	4.5	0.2	1.1	2.5	7.5
	7v7	7.9	4	4	2		
	9v9	-1.9	14.5	-1.9	14.5		
	11v11	9.2	5.2	9.2	5.2		
	Total	-	-	7.9	22.8		
Western	5v5					3.5	4.5
	7v7		15		7.5		
	9v9		3		3		
	11v11	10.7	2.5	10.7	2.5		
	Total	-	-	10.7	13		
South East	5v5	0.5	2.5	0.1	0.6	1.5	0.5
	7v7	0.5		0.3			
	9v9		1.5		1.5		
	11v11	4.5	1.5	4.5	1.5		
	Total	-	-	4.9	3.6		
South West	5v5		9.5		2.4	3	3
	7v7	11	4.5	5.5	2.3		
	9v9	1.4	1.5	1.4	1.5		
	11v11	1.5	3.5	1.5	3.5		
	Total	-	-	8.4	9.7		
Ridgeway	5v5					1	0.5
	7v7	1.5	1.5	0.8	0.8		
	9v9	1		1			
	11v11	0.4		0.4			
	Total	-	-	2.2	0.8		
Wroughton & Chiseldon	5v5	8.5	9.5	2.2	2.4	2.5	2.5
	7v7	5.5	6	2.8	3		
	9v9	1.5		1.5			
	11v11	1.2	2.5	1.2	2.5		
	Total	-	-	7.7	7.9		
Borough	5v5	15.8	26	4.1	6.5	17	14.5
	7v7	34.3	38	17.4	19.2		
	9v9	3.9	22	3.9	22		
	11v11	25.1	14.9	25.5	14.9		
	Total	-	-	50.9	44		

Notes. Figures may not sum due to rounding. Positive score = capacity / underplay, negative score = no capacity / overplay. * it is assumed that capacity is on good quality pitches which can host 3 match equivalent sessions per week. Figures are rounded up to the nearest half of a full size pitch.

Unmet demand

- 2.56 The Playing Pitch Strategy guidance defines 'unmet demand' as follows:

"Current **unmet demand** could be in the form of a team that has currently got access to a pitch for its matches but nowhere to train or vice versa. It could also be from an educational establishment that is currently using an indoor facility because of the lack of access to outdoor pitch provision. Along with a lack of pitches of a particular type being available to the community unmet demand may be due to the poor quality and therefore limited capacity of pitches in the area and/or a lack of provision and ancillary facilities which meet a certain standard of play/league requirement. League secretaries may be aware of some unmet demand as they may have refused applications from teams wishing to enter their competitions due to a lack of pitch provision which in turn is hindering the growth of the league. As it is known to exist any unmet demand recorded should be easily quantifiable e.g. a training session for one team on a weekday evening."

(Paragraph B36, Playing Pitch Strategy Guidance, 2013, Sport England)

- 2.57 Only one football club identified that they currently have some unmet demand with Swindon Spitfires suggesting that they have existing demand for more pitches on a Saturday and Sunday for home matches, particularly adult pitches for the 6 teams aged 15 plus. While not necessarily a regular unmet demand, the team would, in theory, require 3 match equivalent sessions per week to guarantee that capacity is present for matches (comprised of one match at a home ground every other week). This would equate to demand for 1 good quality full size pitch or 1.5 standard quality pitches.
- 2.58 It is assumed that teams would prefer to train on a 3G pitch and so additional capacity for training is not added in to this calculation. However, as a rule of thumb the amount of training time required and therefore pitch capacity to accommodate training is usually equal to that required for matches given that training sessions are likely to be around half the time of a match but sessions run every week rather than home matches being played every other week.

Displaced demand

- 2.59 The Playing Pitch Strategy guidance defines 'displaced demand' as follows:

"Displaced demand generally relates to play by teams or other users of playing pitches from within the study area (i.e. from residents of the study area) which takes place outside the area. It is important to know whether this displaced demand is due to issues with the provision of pitches and ancillary facilities in the study area, just reflective of how the sports are played (e.g. at a central venue for the wider area) or due to the most convenient site for the respective users just falling outside of the LA/study area. It is therefore important to establish:

- What displaced demand exists and why including the amount and type of demand (e.g. a senior match on a natural grass pitch, a junior training session on an AGP);
- Whether those generating the displaced demand would prefer to play within the study area and where."

(Paragraph B34, Playing Pitch Strategy Guidance, 2013, Sport England)

- 2.60 Data from consultation responses suggests that 3 teams represent displaced demand from the Borough to areas outside of the boundary (Lydiard Millicent FC, Bassett Bulldogs and Fairford Sunday FC) with most players residing in the Borough. The latter 2 teams cited factors such as cost and quality of pitches in the Borough being key reasons why they choose to play at a home ground outside of the Borough. Of the 3, 1 team (Lydiard Millicent FC) suggested that it would like to be accommodated at a home pitch in the Borough. The club would ideally like a west of Swindon site given that the majority of their players reside in this part of the Borough and would be interested in using pitches at Moulton Hill if the pitches there come forward. Lydiard Millicent FC have 2 U7/U8 teams, 4 U9/U10 teams, 4 U11/U12 teams and 3 U13-U15 teams. Rounded up to the nearest half pitch, for matches, this would generate a demand for 0.5 x 5v5 pitch, 1 x 7v7 pitch, 1.5 x 9v9 pitches

and 1 x 11v11 youth pitches if pitches were of a standard quality. This equates to approximately 3 full size pitch equivalents of a standard quality.

- 2.61 It is assumed that teams would prefer to train on a 3G pitch and so additional capacity for training is not added in to this calculation. However, as a rule of thumb the amount of training time required and therefore pitch capacity to accommodate training is usually equal to that required for matches given that training sessions are likely to be around half the time of a match but sessions run every week rather than home matches being played every other week.

Latent Demand

- 2.62 The Playing Pitch Strategy guidance defines 'latent demand' as follows:

"Whereas unmet demand is known to exist latent demand is demand that evidence suggests may be generated from the current population should they have access to more or better provision. This could include feedback from a sports club who may feel that they could set up and run an additional team if they had access to better provision. Details of the potential amount and type of any latent demand in the study area should be sought."

(Paragraph B37, Playing Pitch Strategy Guidance, 2013, Sport England)

- 2.63 Market segmentation data, used above to identify overall participation in football also provides an estimate of latent demand – i.e. those people who would like to play the sport that do not do so at the moment.
- 2.64 However, the data has limitations which must be noted. The data does not set out reasons why these people are not accessing the sport but reasons can vary and can include (amongst others) lack of transport to get to a venue, cost of playing, or availability of pitch time or personal time to play. The data also does not differentiate demand which might go to grass pitches or AGPs. The figures are for those in the 16+ age group only and therefore do not estimate latent demand from younger age groups.
- 2.65 It suggests that 2,007 people in the Borough would like to play football but cannot currently do so (up to 2% of the 16+ population). The figure below shows the top 5 types of people who would like to play and the proportion of the total that they represent.

Figure F33 Top 5 segments of resident population which would like to play football (number and % of the number)

Swindon			
Segment	Summary	Population	%
Jamie	Sports Team Lads: Young blokes enjoying football, pints and pool	340	17
Ben	Competitive Male Urbanites: Male, recent graduates, with a 'work-hard, play-hard' attitude	450	22
Tim	Settling Down Males: Sporty male professionals, buying a house and settling down with partner	432	22
Philip	Comfortable Mid-Life Males: Mid-life professional, sporty males with older children and more time for themselves	262	13
Kev	Pub League Team Mates: Blokes who enjoy pub league games and watching live sport	191	10

Source: Sport England Market Segmentation Tool, 2016

- 2.66 Based on an assumption that 24 players might be needed to sustain an 11-a-side squad, the latent demand identified equates to an estimated 83 teams wanting to play across the Borough. However, this assumes that all latent demand would be satisfied, which is unlikely, given the varying factors at play which will result in someone wanting to play rather than actually being able to play. It also assumes that all the demand identified is for 11-a-side match play in a club set-up, which is very unlikely to be the case with social and small-sided play generally increasing at the current time as

people's free time becomes more constrained by work, family and social life, particularly at the weekends. The figure will be a little unrealistic in terms of actual delivery on the ground of additional teams for these reasons. However, the figures are worth noting as a broad indicator of demand across the sport if no constraints were present and which can be set within the context of locally gathered data. Experience suggests that around 20% of a figure generated by market segmentation may be closer to the number of 16+ age group teams likely to actually comprise latent demand locally. In the Borough, this would equate to around 16 11-a-side club based adult teams.

- 2.67 Locally gathered data is much more reliable in terms of accuracy of latent demand. A number of clubs have also expressed latent demand during consultation and in survey responses. The table below sets out each club's latent demand and the capacity required in terms of match equivalents to satisfy that latent demand. It is important to note though that latent demand is not necessarily satisfied just by enabling additional pitch capacity alone. Clubs will often identify a lack of volunteers or coaches as a constraint on meeting latent demand and where a club has identified this as an issue, it has been identified in the table. Further detailed calculations of how the match equivalent sessions have been arrived at are included in the pitch data spreadsheet provided to the Borough Council.
- 2.68 In brief, however, figures are based on an assumption of each youth and adult team requiring capacity for 1 home match every other week and either training or a match every week for mini teams. It is assumed that youth and adult teams would prefer to train on a 3G pitch and so additional evening demand capacity for training is not added in to this calculation. However, as a rule of thumb the amount of training time required and therefore pitch capacity to accommodate training is usually equal to that required for matches given that training sessions are likely to be around half the time of a match but sessions run every week rather than home matches being played every other week.

Figure F34: Latent demand based on club consultation

Club	Sub-area	Comments taken from consultation response / notes	Team type / age group (number of teams)	Match equivalents required (by pitch size required by that age group, not adult 11v11 full size equivalent) - based on one home match every other week for youth and adult teams and either a match or training every week for mini teams											Number of standard quality grass pitches required to accommodate increase in demand				
				5v5		7v7		9v9		11v11				11v11	5v5	7v7	9v9	11v11	11v11
				Mini		Mini		Youth		Youth				Adult					
				U7	U8	U9	U10	U11	U12	U13	U14	U15	U16	17+					
Sport4 Pinehurst	Western	Demand for boys youth team. An assumption has been made about the age group of the youth team. It is understood that the club would use Swindon Academy to accommodate latent demand but that it would need more affordable training spaces.	1 x U13							0.5								0.25	
Highworth Town Juniors FC	Blunsdon and Highworth	High demand for more teams, particularly mini teams plus 1 additional men's team, 1 boys' team, and 2 girls teams. An assumption has been made about the age group of the youth teams. It is understood that there is particular demand in the young age groups and for 1 x men's team, 2 x girls teams, and 1 x boys team. There is no certainty where latent teams would play – home pitches are understood to be currently at full capacity and so the club also uses Warneford School to its full capacity. It is understood that the club is looking for more playing pitches, preferably in Highworth. Consultation responses suggest that playing pitches are needed to achieve growth - all age groups but mainly 11 a side, and that a 3G training pitch or similar is needed, preferably in Highworth due to demand. The club house was built to house around 14 teams at the time of build to now having 34 operating from the same building.	9 x U7- U10 3 x U11 1 x 17+	9					1.5					0.5	2.25		0.75		0.25

Club	Sub-area	Comments taken from consultation response / notes	Team type / age group (number of teams)	Match equivalents required (by pitch size required by that age group, not adult 11v11 full size equivalent) - based on one home match every other week for youth and adult teams and either a match or training every week for mini teams											Number of standard quality grass pitches required to accommodate increase in demand				
				5v5		7v7		9v9		11v11				11v11	5v5	7v7	9v9	11v11	11v11
				Mini		Mini		Youth		Youth				Adult	Mini	Mini	Youth	Youth	Adult
				U7	U8	U9	U10	U11	U12	U13	U14	U15	U16	17+					
Lydiard Millicent FC	Outside of Study Area	It is understood from consultation that the club is expecting to grow by approx. 7 teams. Looking to develop an adult team and more junior teams, particularly in the younger age groups. The club are looking for other sites as they have outgrown Chesnut Springs. The club is currently limited to 6 games a week on their current ground, but to be able to grow they will need access to more pitches. Club do not specify specific ages in younger age groups, only that there is demand for 7v7 and 5v5 pitches. It is understood that the club would ideally like a site in west Swindon as this is where most of the players are based. It is understood that it needs access to more pitches in Swindon, particularly 5v5 and 7v7 pitches due to demand from the younger age groups. Also access to 3G pitches/indoor space for training.	3 x U7 3 x U9 1 x 17+	3		3								0.5	0.75	0.75			0.25
Ferndale Rodbourne Youth FC	Western	It is understood that the club is looking to expand by approximately 5 teams in the next 3 years, mostly in the U7s and younger age groups as this is where there is the most demand. There is no certainty where latent teams would play – but it is understood from consultation that the additional demand would be accommodated preferably at the Ferndale Community Centre. However, it is understood that poor access to affordable AGPs and	3 x U7 2 x U9	3		2									0.75	0.5			

Club	Sub-area	Comments taken from consultation response / notes	Team type / age group (number of teams)	Match equivalents required (by pitch size required by that age group, not adult 11v11 full size equivalent) - based on one home match every other week for youth and adult teams and either a match or training every week for mini teams											Number of standard quality grass pitches required to accommodate increase in demand				
				5v5		7v7		9v9		11v11				11v11	5v5	7v7	9v9	11v11	11v11
				Mini		Mini		Youth		Youth				Adult	Mini	Mini	Youth	Youth	Adult
				U7	U8	U9	U10	U11	U12	U13	U14	U15	U16	17+					
		pitches in Ferndale area means training often occurs on the grass pitch, which is often waterlogged, so more teams means higher costs for finding alternative sites for matches/training. Consultation suggests that the club needs better drained pitches at its current home ground, which currently needs careful management, and better access to artificial pitches for training would result in less damage to home ground pitches.																	

Figure F35: Latent demand based on club consultation (full size pitch equivalent)

Club	Sub-area	Number of standard quality grass pitches required to accommodate increase in demand (from above table)					Number of full size pitch equivalents (standard quality)
		5v5	7v7	9v9	11v11	11v11	
		Mini	Mini	Youth	Youth	Adult	
Sport4 Pinehurst	Western				0.25		0.7
Ferndale Rodbourne Youth FC	Western	0.75	0.5				
Highworth Town Juniors FC	Blunsdon and Highworth	2.25		0.75		0.25	1.5
Lydiard Millicent FC	Outside of Study Area	0.75	0.75			0.25	0.8

Summarising Unmet, Displaced and Latent Demand

- 2.69 In summary, based on local data in the sub areas where latent and unmet demand were identified, the following match equivalent sessions would be required *if other issues associated with fulfilling this demand could be overcome*. No grass to grass displaced demand was identified in any sub area. The table below also translates the match equivalent sessions to an estimate of pitches required to satisfy this demand where those pitches were maintained to a “standard” or “good” quality (where a standard quality pitch can accommodate 2 matches per week and a good quality pitch can accommodate 3 matches per week).

Figure F36: Pitch Equivalents Estimated to Accommodate Unmet, Displaced and Latent Demand

Sub Area	Full size pitch equivalents* (good <u>OR</u> standard quality)	
	Good quality	Standard quality
Blunsdon & Highworth	1	1.5
Northern	-	-
North East	1	1.5
Western	0.5	1
South East	-	-
South West	-	-
Ridgeway	-	-
Wroughton & Chiseldon	-	-
Outside Borough (displaced return)	2.5	4
Borough Total	5	8

Notes. * figures are not rounded up to the nearest full size pitch, but to the nearest half. This is because some of the demand might be catered for on less than a full size pitch, for example, if that demand was for a 7v7 pitch, which equates to half a full size pitch. Rounding up also provides a small amount of spare “buffer” capacity.

Other Key Supply and Demand Comments

- 2.70 During the consultation stages, a number of comments were gathered which may not have been brought out in the sections above. These are set out in the table below and will help to shape the assessment conclusions, strategy and actions. Due to a data protection clause inserted onto the surveys sent to stakeholders, comments cannot be attributed directly to individual stakeholders without their prior agreement. Therefore, comments set out below are only attributed to clubs where they have agreed that they can be set out in this report. However, the Borough Council has retained the survey responses and so specific individual comments relating to pitches and facilities can be considered when discussing actions on individual sites.

Figure F37: Comments from Clubs, Providers or other Key Stakeholders

Comments
One club suggested that the current limiting factor on their growth is the number of volunteers at that club rather than the pitches.
Four clubs suggested that overall there is room for improvement in terms of the quality of pitch sites available. Comments included concerns about waterlogged pitches, with inadequate maintenance and poor grass cutting, sometimes only to “amenity” level rather than to the standard required by a sports pitch.
Four clubs suggested that there is currently nowhere in Swindon where a high quality hub offer is available, but that this type of site is needed.
One club expressed a desire for a home ground or grounds in a single location as it has to play at various places across the Borough.
Five clubs offered comments that there is a lack of affordable grass pitches and good ancillary facilities in Swindon.
One club expressed concern that those clubs with their own facilities or dedicated home grounds will find it easier to grow than those clubs without infrastructure or their own pitches.
Two clubs identified a need to access good value artificial pitches.
One club expressed concern at the general poor management of Borough Council playing pitches.
One club suggested that there are too many unused adult pitches, there are too many PFI schools with substandard pitches and not enough AGPs.
Two clubs suggested that there is a lack of pitches and training facilities in Swindon for youth and junior football with junior pitches mainly only available at schools.
One club expressed disappointment that training slots at AGPs are offered on a first come first served basis rather than being properly managed to enable all clubs good access.
One club stated that an AGP is needed in Highworth due to demand.
One club suggested that more pitches need to be enclosed to help maintain quality.
One club suggested that there are not enough facilities for females, and the condition of changing rooms is very poor.
Two clubs raised a concern about there being too much reliance on short term informal agreements for pitch use based on establishing and maintaining good relationships with providers.
Sunday teams have approached the District leagues wanting to move from Sunday to Saturday football – no correlation on reasoning but interesting to monitor. (Swindon and District League Secretary)
Large clubs are growing more development and reserve teams which has contributed to league growth. These structures are positive due to the resources and natural player recruitment coming from their youth teams. (Swindon and District League Secretary)
Youth teams (under 18's) are making the transition into open age leagues as a team, and are being encouraged to join our District league. (Swindon and District League Secretary)
Despite winning the County Cup for many year, Swindon teams can't progress to Wilts Leagues because of the pitch specs/quality. (Swindon and District League Secretary)
Having had experience at Lydiard Youth of hiring facilities at both Supermarine & Kingsdown school, the main issue I feel clubs have is security of tenure, year by year agreements. That said, due to the volatility of teams & clubs it could be perceived as a positive as well. (North Wiltshire Youth Football League Representative)
I have concern with football in west Swindon. Lack of pitch's for games e.g. Lydiard Millicent Junior FC wish to be a west Swindon base club but have to play games in Wiltshire at Lydiard Millicent. Lack of training sites in West Swindon due to Lydiard Park Academy slots are full due to Swindon Town fc and cost at link centre, both are holding back growth in west Swindon. (North Wiltshire Youth Football League Representative)
A consultation response has identified a desire for a 3G pitch in Wroughton.
A consultation response has identified a desire for a 3G pitch in Wanborough.
A consultation response has suggested that there is a significant demand for pitches in Old Town.
Several schools have identified that they have a need for an artificial pitch.
The youth pitch at Hoopersfield floods (waterlogs) more than the adult pitch and use of the pitches seems likely to grow with the main clubs using them growing.
The Parish Council often has to be notified in advance for the Lower Recreation Ground, Wanborough, to be used by teams which can make its use more restricted.

Comments

Comments were received from one club that the pitches at Lower Recreation Ground, Church Meadow and the Wanborough Primary School receive no maintenance.

Figure F38: Comments from FA and Wilts FA

Club / Site in question (if relevant)	Priorities and comments
	The majority of both adult Saturday and Sunday football has/and still is played on Swindon Borough Council ran sites. The current 'match day' management model that we have shifted to, to remove the subsidy and save local authority is putting strain on this trend - teams are looking for alternative venues. Along with changing demand for adult 11v11 football, demand for SBC pitches lower than ever. There are concerns about the long term management and maintenance for these sites given the priorities and budget reductions in local government. The big question is how can we make these sites sustainable/increase capacity/improve quality to make them more manageable given the pressures on local government.
	Teams from the Swindon & District & Swindon Sunday League opt to find alternative venues and play at schools but they have short/no security of tenure.
	Aspiration for investment in hub projects at SBC sites to address the above. Moredon and one other, possibly Penhill. These would likely need to be Step 7 Ground Grading for future proofing.
	Very little local geography for where teams play across the Borough - seems to be a free for all.
	The majority of youth clubs have their own arrangements for pitches and rarely use SBC sites. Most are based over one or two sites due to their size, and these are often school sites with no secure contract.
	The general trend is that youth clubs are getting bigger, and need more space.
	Currently teams within the Swindon and District League cannot progress into the next league as the qualities of the pitches/facilities do not meet the required standard. There is a need to identify a site/sites in the Borough for any teams aspiring to step out of the Swindon and District League. At the moment, Southbrook meets the need for a club wanting to move to Step 7, but beyond that when floodlights, hard standing, fencing and stands are needed planning could become an issue.
FC Abbeymeads / Lydiard Park	FC Abbeymeads currently use Lydiard Park, but this is a short term lease, so it high risk. Concerns that the cost they are bidding for the site is unsustainable.
Highworth Town Juniors / Elms Recreation Ground	Highworth Town Juniors are looking for new land to expand the number of playing pitches they have as they are at full capacity at Elms Recreation Ground.
	Highworth has a very obvious need (especially given pressure on grass pitches), and could probably justify a full sized 3G FTP.
	Clubs in the National League System – Supermarine (Step 4), Highworth (Step 5), Wroughton (Step 7), and New College (Step 6) who play at Supermarine Sports Club are key sites that need protected.
	Strategic need for 3G FTP training facilities in the North of the Town.
Swindon Town Academy / Lydiard Park Academy	Swindon Town Academy will be getting a new ground at Highworth for training - Will free up Lydiard Park Academy 3G.
Hoopers Field	Hoopers Field is at capacity. Wanborough Rec is not a good alternative site. Potential need to bring Church Fields back into use.

FUTURE DEMAND (GRASS PITCHES)

Sites “in the pipeline”, Planned Commitments and Programmes

- 2.71 In order to understand fully the requirement for additional capacity in the future, it is important to take into account any known commitments or projects which will deliver any additional pitches. The following table sets out these known pitches, although for some sites, the pitch to be required or provided remains unknown with the anticipation being that this assessment and PPS strategy will inform that decision. In accord with the Local Plan, there are clearly opportunities associated with the identified strategic allocations in the Borough.

Figure F39: Sites “in the pipeline”, Planned Commitments and Programmes

Site - Project	Sub area	Sport	Proposed facilities	Indicative time frame	Status and Borough Officer comments
PLANNED DEVELOPMENT – STRATEGIC ALLOCATIONS					
Tadpole Farm (strategic allocation to deliver 1695 homes)	Northern	Football and cricket	3 to 4 natural turf football pitches, plus natural turf cricket square (5 wickets) with associated parking and pavilion building.	2017/2018	Discharge of condition/reserve matters Developer led
Tadpole Farm Secondary School	Northern	Football	New Secondary School. Natural turf pitches – no community use agreement currently.	Before 2020	Developer led
TADPOLE PRIMARY C OF E	Northern	Football	New school opened Sept 2015, plan is for Mini 7v7 to be marked out but is not currently as building stones are coming to the surface so it is unlikely to be playable for another 6 months.	2017	
Wichelstowe Middle Wichel LOS	Wroughton and Chiseldon	Football, tennis	3 junior and 1 full size natural turf football pitches, 4 floodlit tennis Courts, and fold lit carpeted training area with associated car parking and pavilion.	Trigger likely to not be before 2022	Development Master Plan/draft s106
New Eastern Villages (strategic allocation to deliver 8000 homes)	Ridgeway / North East	Football	Up to 4 or 5 multi sports hubs each containing the equivalent of 4 full size football pitches and a mix of summer and winter sports with associated car parking and facilities building containing changing, club rooms and kitchen facilities.	Post 2021	Development Master Plan and SPD. Developer led implementation.
Kingsdown (Strategic allocation to deliver 1650 homes)	Ridgeway / North East	Football and cricket	3 to 4 natural turf football pitches, plus natural turf cricket square (5 wickets) with associated parking and pavilion building.	Post 2021	Developer led
PLANNED DEVELOPMENT – EXISTING LEISURE / RECREATION GROUND FACILITIES					
St Lukes School /former Headlands School site (Merton Fields)	North East	Football	4 & 1 natural turf junior football pitches. Replacement for pitches lost due to redevelopment of former Headlands school site.	2016/2017	SBC initiative
Mouldon Hill Country Park	Northern	Football	Refurbishment of drainage system for 3 natural turf junior football pitches. No changing facilities at this stage but this may change in the future with the development of visitor facilities associated with the Steam Railway. Possible second phase entails provision of changing/toilets pod.	2016/2017	SBC initiative
County Ground Phase 2	South West	Football, athletics and bowls	Full size floodlit 3G AGP. Multi-sport Club house with office accommodation, toilets, café and changing. Serving football, Athletics and Bowls with community access.	2018 onwards	SBC initiative To be managed by sports user body
Moredon Recreation Ground Multi sports Hub	Western	Football, cricket, cycling and croquet	Indicative provision :4 or 5 natural turf adult football pitches, 2 artificial cricket wickets, full size floodlit 3G AGP, closed road cycling circuit, croquet lawn. Refurbished/replacement changing and club rooms. This is an updating and modernisation of existing Rec following the closure of the 9 hole par 3 golf course.	2018 onwards	SBC initiative – at feasibility stage
Swindon Rugby Club	North East	Rugby, football (?)	Additional drained Natural turf pitch. Permission for additional drained natural turf pitch to replace pitch lost at St Joseph's/Holy Cross School re development.	2018/2019	Permitted Developer led

Site - Project	Sub area	Sport	Proposed facilities	Indicative time frame	Status and Borough Officer comments
			Replacement of pitch lost to St Joseph's/ Holy Cross School re development.		
Meadowcroft	North East	Football and cricket	There are proposals, whereby the public and NGBs have been consulted, to improve the facilities at Meadowcroft. The aspiration was to improve and extend the existing pavilion and access/parking. The proposed extension to the pavilion included additional changing rooms and a social area featuring meeting rooms and a kitchen. As regards to pitches the key is reintroduction of a natural turf cricket square and re orientation of football pitches. The football pitches proposed are as existing 4 pitches predominantly for junior footballs namely: 1No. 5 aside; 1No. 7 aside; 1No. 9 aside; 1No. 11 aside.	2017/2018?	Planning Application Parish led
Wroughton Recreation Ground	Wroughton & Chiseldon	Football	Outline planning S/16/0766 granted August 2016 subject to conditions principally relating to the proposed AGP. Proposals are to update and improve access/parking, extend and update the changing rooms (larger club room) improve drainage of the 3 natural turf football pitches (1No. full size and 2No. under 9's). The major new element as regards pitches is a proposed AGP/MUGA –the detail provided was substandard (hence conditions) and it was unclear what size was proposed. However, it is assumed that the intention is for a 60 x40 football orientated training pitch with fencing and flood lighting.	2017/2018?	Parish led
PARISH LED					
Blunsdon	Blunsdon and Highworth	Football?	2 flood lit MUGAs.	2016/2017	Feasibility Parish Council initiative
OTHER					
Oasis/North Star	Western	?	Commercial leisure scheme. May displace a skate park and cycle speedway.	Timeframe unknown	Planning application lodged but has stalled. No current timeframe for determination.
New College	South East	Football	Flood Lit full size 3G Football orientated AGP.	2017	Permitted Developer led
Churchfields Academy	South East	Football	Flood Lit 3G Football orientated MUGA's /5 a side courts. Planning permission granted for 6 x 5 a side courts and 1 x 7v7 AGP.	2017	Permitted Subject to Highways Developer led
Holy Cross Catholic Junior School	South West	Football	This part of the Holy Cross school has only recently opened, so area set aside for pitches is currently unused and not marked out. They intend to have a 7v7 junior pitch. They want the pitch to be available to the community and used by as many teams as possible, and the school have been in touch with the Swindon League and Wiltshire FA to help facilitate this, but nothing currently in place.	Timeframe unknown	
Shaw Forest Park	Western	Football	There is space for 1 youth pitch but has never been used.	Timeframe unknown	

Notes. assumes that quality of new grass pitches will be "good".

Other potential opportunities

- 2.72 There may be other opportunities on additional or former pitch sites for new or reinstated pitches if analysis identifies a need for additional provision. Sites which could be considered for football include those identified during consultation. For example, 3 primary schools identified an interest in hosting an AGP.

Future Demand Arising from Club Aspirations

- 2.73 During consultation, clubs were asked what aspirations they have in the future to grow the number of teams, the club and / or pitch provision and facilities (between 2016 and 2021). These aspirations relate to future club growth and are different and additional to latent demand and unmet demand which have been explored earlier in the assessment.
- 2.74 It is important to estimate what this might equate to in terms of match equivalent sessions and additional pitches required to cater for any growth. While the resulting figures provide a representation of the implications of statements of intent, some aspirations for growth need to be set against the context of the ability to deliver these aspirations. The figures therefore provide a useful direction of travel and help to understand the likely requirement for additional pitches or improvements to existing pitches.
- 2.75 The table below sets out each club's aspirational future demand and the capacity required in terms of match equivalents to satisfy that demand. Any issues that clubs have identified which will need addressing in order to realise their aspirational growth are also noted. Further detailed calculations of how the match equivalent sessions have been arrived at are included in the pitch data spreadsheet provided to the Borough Council.
- 2.76 In brief, however, figures are based on an assumption of 1 training session a week for all youth and adult teams and either training or a match every week for mini teams and on one home match every other week for youth and adult teams.

Figure F40: Aspirational future demand based on club consultation

Club	Sub-area	Comments / notes	Club Comments	Team type / age group (number of teams)	Match equivalents required (by pitch size required by that age group, not adult 11v11 full size equivalent) - based on one home match every other week for youth and adult teams and either a match or training every week for mini teams											Number of standard quality grass pitches required to accommodate increase in demand				
					5v5		7v7		9v9		11v11				11v11	5v5	7v7	9v9	11v11	11v11
					Mini		Mini		Youth		Youth				Adult	Mini	Mini	Youth	Youth	Adult
					U7	U8	U9	U10	U11	U12	U13	U14	U15	U16	17+	Mini	Mini	Youth	Youth	Adult
Croft FC	South West	Could potentially expand by 3-4 teams. They generally add more Under 7 teams each year, but in the future would like to establish a girls' team within the younger age groups.	Would play at Croft Sports Centre. The pitches are not currently a limiting factor on development, but if the club were to establish more teams it would be. The current limiting factor is the number of volunteers at the club.	4 x U7	2											0.5				
FC Abbeyleigh Youth	Western	Will grow by 8 teams next season - that is whilst having a home ground at Lydiard Park. The club are bidding for a lease at Lydiard, which if they lose may mean the club will be segmented around the Borough.	Would play at Lydiard Park or a site in North Swindon if this was to come forward. More grass pitches at a secured home site are needed, as are changing rooms, and an AGP with floodlights for winter.	2 x U7/U8 2 x U9/U10 1 x U12 1 x U15 2 x 17+	0.5	0.5	0.5	0.5		0.5			0.5		1	0.25	0.25	0.25		0.5
Swindon Robins	Wroughton and Chiseldon	Aim to expand by 6 teams, particularly in the young age groups (U6s and U7s)	Would play at current home sites but hope to use New College site for training once it is built. Pitches for match use are needed for all age groups, particularly younger on Sat/Sun.	6 x U7 1 x U12	3					0.5						0.75		0.25		
Stratton Juniors	North East	Aim to develop 1 x Men's Team, 1 x Girls Team (probably U7) and 6 x Mini teams in the next 3 years.	Would play at Meadowcroft. Available and affordable training space would be needed to achieve growth. Also	4 x U7/U8 3 x U9/U10	1	1	1.5								0.5	0.5	0.4			0.25

Club	Sub-area	Comments / notes	Club Comments	Team type / age group (number of teams)	Match equivalents required (by pitch size required by that age group, not adult 11v11 full size equivalent) - based on one home match every other week for youth and adult teams and either a match or training every week for mini teams											Number of standard quality grass pitches required to accommodate increase in demand				
					5v5		7v7		9v9		11v11				11v11	5v5	7v7	9v9	11v11	11v11
					Mini		Mini		Youth		Youth				Adult	Mini	Mini	Youth	Youth	Adult
					U7	U8	U9	U10	U11	U12	U13	U14	U15	U16	17+					
			there are plans to refurbish the clubhouse to encourage more players.																	
Swindon Supermarine Youth FC	Blunsdon and Highworth	Aim to develop 4 x mini teams in the next three years	Would play at Swindon Supermarine Youth Football Club. More changing rooms and floodlights for training sessions would be needed to achieve growth.	2 x U7/U8 2 x U9/U10	0.5	0.5	0.5	0.5								0.25	0.25			
Wanborough Junior FC	Ridgeway	Hope to develop 2 x U8/U9 teams and 1 x U17/18 team	Would play at Wanborough Primary School and Wanborough Recreation Ground. Poor ground quality/frequent flooding makes it difficult to establish new teams, so the club require better quality pitches	1 x U8 1 x U9 1 x 17+		0.5	0.5								0.5	0.1	0.1			0.25

Figure F41: Latent demand based on club consultation (full size pitch equivalent)

Club	Sub-area	Number of standard quality grass pitches required to accommodate increase in demand (from above table)					Number of full size pitch equivalents (standard quality)
		5v5	7v7	9v9	11v11	11v11	
		Mini	Mini	Youth	Youth	Adult	
Swindon Supermarine Youth FC	Blunsdon and Highworth	0.25	0.25				0.2
Stratton Juniors	North East	0.5	0.4			0.25	0.6
FC Abbeyleads Youth	Western	0.25	0.25	0.25		0.5	0.9
Croft FC	South West	0.5					0.2
Wanborough Junior FC	Ridgeway	0.1	0.1			0.25	0.3
Swindon Robins	Wroughton and Chiseldon	0.75		0.25			0.4

Summarising Aspirational Future Demand

- 2.77 In summary, based on local data in the sub areas where aspirational future demand has been identified, the following match equivalent sessions would be required *if other issues associated with fulfilling this demand (for example availability of volunteers and coaches) could be overcome*. The table below also translates the match equivalent sessions to an estimate of pitches required to satisfy this demand where those pitches were maintained to a “standard” or “good” quality (where a standard quality pitch can accommodate 2 matches per week and a good quality pitch can accommodate 3 matches per week).

Figure F42: Pitch Equivalents Estimated to Accommodate Aspirational Future Demand

Sub Area	Full size pitch equivalents*	
	Good quality	Standard quality
Blunsdon and Highworth	0.5	0.5
North East	0.5	0.5
Western	0.5	1
South West	0.5	0.5
Ridgeway	0.5	0.5
Wroughton and Chiseldon	0.5	0.5
Borough Total	3	3.5

Notes. * figures are not rounded up to the nearest full size pitch, but to the nearest half. This is because some of the demand might be catered for on less than a full size pitch, for example, if that demand was for a 9v9 pitch, which equates to half a full size pitch. Rounding up also provides a small amount of spare “buffer” capacity.

Projecting and Quantifying Future Demand and Needs

Team Generation Rates and number of pitches equivalent

- 2.78 To get an idea about the future number of *club teams* that might be formed from an increasing population during the strategy period to 2021 (and therefore future demand for pitches), population projections can be applied to age groups used for competitive play. Team generation rates are calculated simply by dividing the current population within an age group for a sport by the number of teams in the area within that age group at the current time, with the ratio then applied to projected population for that age group.
- 2.79 The following table sets out the projected number of football teams in each sub area. The figures need to be used with some caution. Figures are generated by sub-area and on the basis of where home teams play. However, they may attract players in from other sub areas. In some sub areas there are no current teams for some age groups and so figures can show that there are no teams generated from these areas, whereas there may be new additional players from the additional population.
- 2.80 To put the sub area derived figures into context, figures are also presented for the Borough as a whole. Full Team Generation Rate calculations are set out in an appendix to this report.

Figure F43: Impact of Population increase in Sub Areas by 2021 on the numbers of teams (i.e. additional teams generated by population increases)

Age Groups	Blunsdon and Highworth	Northern	North East	Western	South East	South West	Ridgeway	Wroughton and Chiseldon
Football Adult Men 11v11 (16-45yrs)	3.4	0.3	1.1	-0.2	-0.2	0.2	0.4	2.6
Football Adult Women 11v11 (16-45yrs)	0.2	0.0	0.1	0.0	0.0	0.0	0.0	0.0
Football Youth Boys 11v11 (12-15yrs)	4.0	0.0	2.2	2.1	0.6	2.2	0.9	2.4
Football Youth Girls 11v11 (12-15yrs)	0.3	0.0	0.7	0.0	0.0	0.0	0.0	0.0
Football Youth Boys 9v9 (10-11yrs)	2.5	0.4	1.1	0.6	0.2	1.1	0.3	2.0
Football Youth Girls 9v9 (10-11yrs)	0.0	0.0	0.2	0.0	0.0	0.0	0.0	0.0
Football Mini Soccer Mixed 7v7 (8-9yrs)	1.5	0.0	1.2	0.2	0.0	0.3	0.3	2.7
Football Mini Soccer Mixed 5v5 (6-7yrs)	1.5	0.0	0.4	-0.1	0.0	0.2	0.3	2.3

Figure F44: Impact of population increase in Swindon Borough by 2021 on the numbers of teams

Age Groups	Potential Change in Team Numbers in Age Group (i.e. additional teams by 2021)
Football Adult Men 11v11 (16-45yrs)	7.7
Football Adult Women 11v11 (16-45yrs)	0.3
Football Adult 6-a-side (16-45 yrs) (3G only)*	6.0
Football Youth Boys 11v11 (12-15yrs)	14.4
Football Youth Girls 11v11 (12-15yrs)	0.9
Football Youth Boys 9v9 (10-11yrs)	8.0
Football Youth Girls 9v9 (10-11yrs)	0.2
Football Mini Soccer Mixed 7v7 (8-9yrs)	6.3
Football Mini Soccer Mixed 5v5 (6-7yrs)	4.5
TOTAL	48

Notes: figures may not sum due to rounding. * a figure for 6-a-side is only available at the Borough-wide level.

Additional (Increase in) Participation

- 2.81 Most National Sports Governing Bodies have targets to increase participation during Sport England's four year funding period. These have, in the past, tied investment in facilities and sports development to increases in the number of people playing their sport at least once a month for 30 minutes or more.
- 2.82 Percentage increases in participation can be higher than can be practically achievable, although they do represent a target to aim for to drive participation upwards. Participation has been changing in recent years with football participation growing in younger age groups, amongst girls and women's teams and also in social or small-sided games. Traditional football played on Saturdays and Sundays by adult men is levelling and in some cases falling due to the commitments required to dedicate time at weekends and evenings to matches and training on a regular basis.
- 2.83 The table below sets a realistic figure of 1% growth in participation across the sport as a whole from a percentage baseline established through the Active People Survey and applies that additional growth to the future population by 2021. It provides figures which estimate how numbers of individuals and teams could change as a result of more people participating. There are limits to the data, with the APS only providing figures for the 16+ age group. The table sets out the total figure for the Borough and then presents the figures which resulted for each sub area. The number of teams has been established by applying a figure of 24 people being required to sustain a team.
- 2.84 These figures can be set alongside the other estimates of future growth to help establish a grounded estimate from which assumptions about future demand for pitches can be made.

Figure F45: Impact of 1% participation increase on current levels of participation in equivalent number of teams that could be generated by 2021 (Sub Areas)

Age Groups	Blunsdon and Highworth	Northern	North East	Western	South East	South West	Ridgeway	Wroughton and Chiseldon
Football Adult Men 11v11 (16-45yrs)	2.5	9.5	6.6	6.7	4.5	0.4	0.8	5.2
Football Adult Women 11v11 (16-45yrs)								

Figure F46: Impact of 1% participation increase on current levels of participation in equivalent number of teams that could be generated by 2021 (Borough)

Age Groups	Potential Change in Team Numbers in 16+ Age Group (i.e. additional teams by 2021)
Football Adult Men 11v11 (16-45yrs)	36
Football Adult Women 11v11 (16-45yrs)	

Notes: figures may not sum due to rounding.

Summarising Projections of Participation

- 2.85 It is noticeable that the projections of participation suggest a relatively high number of teams are likely to be generated from an increase in participation of 1% from current levels in the 16+ age group. Given the trends in participation in football, it is very unlikely that the full number of teams will come forward in the period to 2021. A more realistic assumption might be to consider the individual number of people participating as this allows assumptions to be made about a split between club (and team) based participation and participation likely to increase in social and small-aided league teams. Notwithstanding this, the number projected seems a little high when compared to other figures calculated above, but they do provide a useful set of data to set *alongside* other data to help establish a realistic degree of change.

Augmenting Future and Current Demand Data

- 2.86 Having set out how current and future demand can be calculated and arrived at some figures to give an indication of the likely demand arising to 2021, they need to be set out together and augmented to ensure that they lead to rational and grounded estimates in terms of future requirements. This section has looked at demand for grass pitches only. It is important to note that the solution to provision of additional capacity to meet both existing demands where there is a deficit in supply and also future demand may necessitate use of AGPs (and in particular for football, 3G AGPs) as part of the solution. The supply of and demand for AGPs will be considered in the next section and so the figures that follow only present a baseline scenario of grass provision being used to meet all additional demand.
- 2.87 The summary tables below draws together all figures for future demand based on the provision grass / natural turf pitches. When considering the figures, as set out in the earlier sections there are limitations to the data and the key points to note are as follows.
- ▶ Displaced, unmet and latent demand - are more grounded and based on locally collected data during consultation and provide a baseline of demand that we know needs to be met in the short-term.
 - ▶ Aspirational future demand – provides us with an indication, based on locally gathered data and consultation how clubs would like to grow based on their understanding of demand now and trends in team formation. Some of the aspirational demand may not be achievable due to reasons such as cost of pitch hire, availability of coaches or of volunteers. Figures are calculated, however, based on these issues being overcome. There can be some overlap with TGR demand figures.
 - ▶ Team Generation Rates (TGRs) – are proportional projections based purely on figures which are not sensitive to the “real life” issues such as the capacity of clubs to absorb growth or whether teams will be formed from individuals becoming interested in playing football. There can be some overlap with aspirational demand figures.
 - ▶ Participation change – is another way of estimating based purely on figures and where assumptions are made to derive outputs. Being based purely on participation data for 16+. There is no data for younger players. Data should be used only for comparative purposes given unreliability and lack of detail for under 16 age groups.

Figure F47: Future demand for grass / natural turf playing pitches

WHOLE AREA: SWINDON BOROUGH

	ADDITIONAL TEAMS 2016-2021					
	TGR	PARTICIPATION CHANGE	DISPLACED	UNMET	ASPIRATIONAL	LATENT
Football Adult Men 11v11 (16-45yrs)	7.7	36.2	0.0	3.0	3.0	2.0
Football Adult Women 11v11 (16-45yrs)	0.3	0.0	0.0	2.0	0.0	0.0
Football Adult 6-a-side (16-45 yrs)	6.0					
Football Youth Boys 11v11 (12-15yrs)	14.4	0.0	0.0	2.0	2.0	1.0
Football Youth Girls 11v11 (12-15yrs)	0.9	0.0	3.0	0.0	0.0	0.0
Football Youth Boys 9v9 (10-11yrs)	8.0	0.0	4.0	0.0	2.0	3.0
Football Youth Girls 9v9 (10-11yrs)	0.2	0.0	0.0	0.0	0.0	0.0
Football Mini Soccer Mixed 7v7 (8-9yrs)	6.3	0.0	4.0	0.0	10.0	6.0
Football Mini Soccer Mixed 5v5 (6-7yrs)	4.5	0.0	2.0	0.0	15.0	15.0
<i>Total</i>	<i>48.4</i>	<i>36.2</i>	<i>13.0</i>	<i>7.0</i>	<i>32.0</i>	<i>27.0</i>

SUB-AREA: BLUNSDON AND HIGHWORTH

	ADDITIONAL TEAMS 2016-2021					
	TGR	PARTICIPATION CHANGE	DISPLACED	UNMET	ASPIRATIONAL	LATENT
Football Adult Men 11v11 (16-45yrs)	3.4	2.5				1
Football Adult Women 11v11 (16-45yrs)	0.2					
Football Adult 6-a-side (16-45 yrs)	0.0					
Football Youth Boys 11v11 (12-15yrs)	4.0			1		
Football Youth Girls 11v11 (12-15yrs)	0.3					
Football Youth Boys 9v9 (10-11yrs)	2.5				1	3
Football Youth Girls 9v9 (10-11yrs)	0.0					
Football Mini Soccer Mixed 7v7 (8-9yrs)	1.5				2	
Football Mini Soccer Mixed 5v5 (6-7yrs)	1.5				1	9
<i>Total</i>	<i>13.3</i>	<i>2.5</i>	<i>0.0</i>	<i>1.0</i>	<i>4.0</i>	<i>13.0</i>

SUB-AREA: NORTHERN

ADDITIONAL TEAMS 2016-2021						
	TGR	PARTICIPATION CHANGE	DISPLACED	UNMET	ASPIRATIONAL	LATENT
Football Adult Men 11v11 (16-45yrs)	0.3	9.5				1
Football Adult Women 11v11 (16-45yrs)	0.0					
Football Adult 6-a-side (16-45 yrs)	0.0					
Football Youth Boys11v11 (12-15yrs)	0.0					
Football Youth Girls 11v11 (12-15yrs)	0.0					
Football Youth Boys 9v9 (10-11yrs)	0.4					
Football Youth Girls 9v9 (10-11yrs)	0.0					
Football Mini Soccer Mixed 7v7 (8-9yrs)	0.0					3
Football Mini Soccer Mixed 5v5 (6-7yrs)	0.0					3
<i>Total</i>	<i>0.7</i>	<i>9.5</i>	<i>0.0</i>	<i>0.0</i>	<i>0.0</i>	<i>7.0</i>

SUB-AREA: NORTH EAST

ADDITIONAL TEAMS 2016-2021						
	TGR	PARTICIPATION CHANGE	DISPLACED	UNMET	ASPIRATIONAL	LATENT
Football Adult Men 11v11 (16-45yrs)	1.1	6.6		3		
Football Adult Women 11v11 (16-45yrs)	0.1			2		
Football Adult 6-a-side (16-45 yrs)	0.0					
Football Youth Boys11v11 (12-15yrs)	2.2			1		
Football Youth Girls 11v11 (12-15yrs)	0.7					
Football Youth Boys 9v9 (10-11yrs)	1.1					
Football Youth Girls 9v9 (10-11yrs)	0.2					
Football Mini Soccer Mixed 7v7 (8-9yrs)	1.2				4	
Football Mini Soccer Mixed 5v5 (6-7yrs)	0.4				2	
<i>Total</i>	<i>7.0</i>	<i>6.6</i>	<i>0.0</i>	<i>6.0</i>	<i>6.0</i>	<i>0.0</i>

SUB-AREA: SOUTH WEST

	ADDITIONAL TEAMS 2016-2021					
	TGR	PARTICIPATION CHANGE	DISPLACED	UNMET	ASPIRATIONAL	LATENT
Football Adult Men 11v11 (16-45yrs)	0.2	0.4				
Football Adult Women 11v11 (16-45yrs)	0.0					
Football Adult 6-a-side (16-45 yrs)	0.0					
Football Youth Boys11v11 (12-15yrs)	2.2					
Football Youth Girls 11v11 (12-15yrs)	0.0					
Football Youth Boys 9v9 (10-11yrs)	1.1					
Football Youth Girls 9v9 (10-11yrs)	0.0					
Football Mini Soccer Mixed 7v7 (8-9yrs)	0.3					
Football Mini Soccer Mixed 5v5 (6-7yrs)	0.2				4	
<i>Total</i>	4.0	0.4	0.0	0.0	4.0	0.0

SUB-AREA: RIDGEWAY

	ADDITIONAL TEAMS 2016-2021					
	TGR	PARTICIPATION CHANGE	DISPLACED	UNMET	ASPIRATIONAL	LATENT
Football Adult Men 11v11 (16-45yrs)	0.4	0.8			1	
Football Adult Women 11v11 (16-45yrs)	0.0					
Football Adult 6-a-side (16-45 yrs)	0.0					
Football Youth Boys11v11 (12-15yrs)	0.9					
Football Youth Girls 11v11 (12-15yrs)	0.0					
Football Youth Boys 9v9 (10-11yrs)	0.3					
Football Youth Girls 9v9 (10-11yrs)	0.0					
Football Mini Soccer Mixed 7v7 (8-9yrs)	0.3				2	
Football Mini Soccer Mixed 5v5 (6-7yrs)	0.3					
<i>Total</i>	2.2	0.8	0.0	0.0	3.0	0.0

SUB-AREA: SOUTH EAST

	ADDITIONAL TEAMS 2016-2021					
	TGR	PARTICIPATION CHANGE	DISPLACED	UNMET	ASPIRATIONAL	LATENT
Football Adult Men 11v11 (16-45yrs)	-0.2	4.5				
Football Adult Women 11v11 (16-45yrs)	0.0					
Football Adult 6-a-side (16-45 yrs)	0.0					
Football Youth Boys11v11 (12-15yrs)	0.6					
Football Youth Girls 11v11 (12-15yrs)	0.0					
Football Youth Boys 9v9 (10-11yrs)	0.2					
Football Youth Girls 9v9 (10-11yrs)	0.0					
Football Mini Soccer Mixed 7v7 (8-9yrs)	0.0					
Football Mini Soccer Mixed 5v5 (6-7yrs)	0.0					
<i>Total</i>	<i>0.6</i>	<i>4.5</i>	<i>0.0</i>	<i>0.0</i>	<i>0.0</i>	<i>0.0</i>

SUB-AREA: WESTERN

	ADDITIONAL TEAMS 2016-2021					
	TGR	PARTICIPATION CHANGE	DISPLACED	UNMET	ASPIRATIONAL	LATENT
Football Adult Men 11v11 (16-45yrs)	-0.2	6.7			2	
Football Adult Women 11v11 (16-45yrs)	0.0					
Football Adult 6-a-side (16-45 yrs)	0.0					
Football Youth Boys11v11 (12-15yrs)	2.1				1	1
Football Youth Girls 11v11 (12-15yrs)	0.0		3			
Football Youth Boys 9v9 (10-11yrs)	0.6		4		1	
Football Youth Girls 9v9 (10-11yrs)	0.0					
Football Mini Soccer Mixed 7v7 (8-9yrs)	0.2		4		2	3
Football Mini Soccer Mixed 5v5 (6-7yrs)	-0.1		2		2	3
<i>Total</i>	<i>2.7</i>	<i>6.7</i>	<i>13.0</i>	<i>0.0</i>	<i>8.0</i>	<i>7.0</i>

SUB-AREA: WROUGHTON AND CHISELDON

	ADDITIONAL TEAMS 2016-2021					
	TGR	PARTICIPATION CHANGE	DISPLACED	UNMET	ASPIRATIONAL	LATENT
Football Adult Men 11v11 (16-45yrs)	2.6	5.2				
Football Adult Women 11v11 (16-45yrs)	0.0					
Football Adult 6-a-side (16-45 yrs)	0.0					
Football Youth Boys 11v11 (12-15yrs)	2.4				1	
Football Youth Girls 11v11 (12-15yrs)	0.0					
Football Youth Boys 9v9 (10-11yrs)	2.0					
Football Youth Girls 9v9 (10-11yrs)	0.0					
Football Mini Soccer Mixed 7v7 (8-9yrs)	2.7					
Football Mini Soccer Mixed 5v5 (6-7yrs)	2.3				6	
<i>Total</i>	<i>12.0</i>	<i>5.2</i>	<i>0.0</i>	<i>0.0</i>	<i>7.0</i>	<i>0.0</i>

- 2.88 Considering these numbers, it is sensible to consider a range of teams being possible to come forward during the lifetime of the strategy. Some of the numbers have more certainty than others in being established between now and 2021. There is potential for some of the figures to double-count or over-lap and it is therefore important that the figures below are not read in isolation and that the figures in the latter part of the strategy period are reviewed and supply and demand monitored to ensure that there is not over-provision.
- 2.89 TGRs and participation change provide us with a yardstick to monitor against and it is likely that some growth estimated through these projections will meet some of the identified aspirational growth and vice-versa. It is important not to “double count” potential growth but to set a direction of travel for additional provision against which supply and demand can be monitored. Aspirational growth identified by teams is likely to come in part from increasing interest (i.e. participation) and absorbing some additional growth from increased population (i.e. from TGRs). So, when considering the total number of teams generated by the calculations it is very unlikely that the total sum of the number of teams identified above will actually come forward in reality by 2021. As explained earlier, it is not considered reliable to base future provision on the participation change projections and so these can be considered as an over-arching high level estimate indicating direction of travel only.
- 2.90 A rational approach is first to seek to meet the quantified and locally derived figure for displaced, unmet, aspirational and latent demand during the first 3 years of the strategy period to 2019. Some of this growth, particularly the aspirational element, may have barriers which need to be overcome outside of physical pitch provision, such as the number of volunteers available to grow a club or the cost of hiring, purchasing or leasing additional pitch space. Demand appearing “on the ground” from aspirational figures will therefore need to be monitored to understand if demand is being realised and if not, what other measures might be needed to deliver the projected growth.
- 2.91 TGR figures can then be applied to the remaining 2 year period. Purely adding on TGR figures to the projections without any “sense checking” can, however, double count demand to a degree and it is suggested that TGR figures are set alongside figures for aspirational growth where it is most likely that double counting could occur. A reasonable approach to take, particularly given the short time period that the strategy is to cover, would be to suggest that half of the number of additional teams generated by aspirational growth may come from projected growth estimated in the TGR calculations, i.e. that half of all aspirational growth will emerge from growth in population. Figures for sub areas are also adjusted to accommodate the estimated change. TGR figures have been adjusted in the following age groups / categories: adult men (by -3), youth boys 11v11 (-2), youth boys 9v9 (-2), mini soccer mixed 7v7 (-5) and mini soccer mixed 5v5 (-4). These changes reflect trends in football participation that younger age groups are a real focus for growth for aspirational club development (well recognised by the aspirational growth figures), that adult team formation is unlikely to see total growth from aspiration and TGR of 11 teams by 2021 in addition to unmet and latent demand being fulfilled and that the other two higher areas of growth identified by TGRs (youth boys) are likely to form part of the growth strategy for clubs identifying aspirational demand. During this calculation, the 6-a-side projected TGR for adults is protected from change as this figure for the Borough is not likely to be generated from club aspirational growth. This would result in the following figures to be used as the basis for projecting requirements to 2021.

Figure F48: Future demand for grass / natural turf playing pitches (adjusted)

WHOLE AREA: SWINDON BOROUGH

	ADDITIONAL TEAMS 2016-2021					
	TGR (2020-2021)	PARTICIPATION CHANGE	DISPLACED (2016-2019)	UNMET (2016-2019)	ASPIRATIONAL (2016-2019)	LATENT (2016-2019)
Football Adult Men 11v11 (16-45yrs)	4.7	36.2	0.0	3.0	3.0	2.0
Football Adult Women 11v11 (16-45yrs)	0.3	0.0	0.0	2.0	0.0	0.0
Football Adult 6-a-side (16-45 yrs)	6.0					
Football Youth Boys11v11 (12-15yrs)	12.4	0.0	0.0	2.0	2.0	1.0
Football Youth Girls 11v11 (12-15yrs)	0.9	0.0	3.0	0.0	0.0	0.0
Football Youth Boys 9v9 (10-11yrs)	6.0	0.0	4.0	0.0	2.0	3.0
Football Youth Girls 9v9 (10-11yrs)	0.2	0.0	0.0	0.0	0.0	0.0
Football Mini Soccer Mixed 7v7 (8-9yrs)	1.3	0.0	4.0	0.0	10.0	6.0
Football Mini Soccer Mixed 5v5 (6-7yrs)	0.5	0.0	2.0	0.0	15.0	15.0
<i>Total</i>	32.4	36.2	13.0	7.0	32.0	27.0

SUB-AREA: BLUNSDON AND HIGHWORTH

	ADDITIONAL TEAMS 2016-2021					
	TGR (2020-2021)	PARTICIPATION CHANGE	DISPLACED (2016-2019)	UNMET (2016-2019)	ASPIRATIONAL (2016-2019)	LATENT (2016-2019)
Football Adult Men 11v11 (16-45yrs)	1.9	2.5				1
Football Adult Women 11v11 (16-45yrs)	0.2					
Football Adult 6-a-side (16-45 yrs)	0.0					
Football Youth Boys11v11 (12-15yrs)	3.0			1		
Football Youth Girls 11v11 (12-15yrs)	0.3					
Football Youth Boys 9v9 (10-11yrs)	1.4				1	3
Football Youth Girls 9v9 (10-11yrs)	0.0					
Football Mini Soccer Mixed 7v7 (8-9yrs)	0.5				2	
Football Mini Soccer Mixed 5v5 (6-7yrs)	0.5				1	9
<i>Total</i>	7.7	2.5	0.0	1.0	4.0	13.0

SUB-AREA: NORTHERN

ADDITIONAL TEAMS 2016-2021						
	TGR (2020-2021)	PARTICIPATION CHANGE	DISPLACED (2016-2019)	UNMET (2016-2019)	ASPIRATIONAL (2016-2019)	LATENT (2016-2019)
Football Adult Men 11v11 (16-45yrs)	0.3	9.5				1
Football Adult Women 11v11 (16-45yrs)	0.0					
Football Adult 6-a-side (16-45 yrs)	0.0					
Football Youth Boys11v11 (12-15yrs)	0.0					
Football Youth Girls 11v11 (12-15yrs)	0.0					
Football Youth Boys 9v9 (10-11yrs)	0.4					
Football Youth Girls 9v9 (10-11yrs)	0.0					
Football Mini Soccer Mixed 7v7 (8-9yrs)	0.0					3
Football Mini Soccer Mixed 5v5 (6-7yrs)	0.0					3
<i>Total</i>	<i>0.7</i>	<i>9.5</i>	<i>0.0</i>	<i>0.0</i>	<i>0.0</i>	<i>7.0</i>

SUB-AREA: NORTH EAST

ADDITIONAL TEAMS 2016-2021						
	TGR (2020-2021)	PARTICIPATION CHANGE	DISPLACED (2016-2019)	UNMET (2016-2019)	ASPIRATIONAL (2016-2019)	LATENT (2016-2019)
Football Adult Men 11v11 (16-45yrs)	1.1	6.6		3		
Football Adult Women 11v11 (16-45yrs)	0.1			2		
Football Adult 6-a-side (16-45 yrs)	0.0					
Football Youth Boys11v11 (12-15yrs)	2.2			1		
Football Youth Girls 11v11 (12-15yrs)	0.7					
Football Youth Boys 9v9 (10-11yrs)	1.0					
Football Youth Girls 9v9 (10-11yrs)	0.2					
Football Mini Soccer Mixed 7v7 (8-9yrs)	0.1				4	
Football Mini Soccer Mixed 5v5 (6-7yrs)	0.0				2	
<i>Total</i>	<i>5.4</i>	<i>6.6</i>	<i>0.0</i>	<i>6.0</i>	<i>6.0</i>	<i>0.0</i>

SUB-AREA: SOUTH WEST

	ADDITIONAL TEAMS 2016-2021					
	TGR (2020-2021)	PARTICIPATION CHANGE	DISPLACED (2016-2019)	UNMET (2016-2019)	ASPIRATIONAL (2016-2019)	LATENT (2016-2019)
Football Adult Men 11v11 (16-45yrs)	0.2	0.4				
Football Adult Women 11v11 (16-45yrs)	0.0					
Football Adult 6-a-side (16-45 yrs)	0.0					
Football Youth Boys11v11 (12-15yrs)	2.2					
Football Youth Girls 11v11 (12-15yrs)	0.0					
Football Youth Boys 9v9 (10-11yrs)	1.0					
Football Youth Girls 9v9 (10-11yrs)	0.0					
Football Mini Soccer Mixed 7v7 (8-9yrs)	0.1					
Football Mini Soccer Mixed 5v5 (6-7yrs)	0.0				4	
<i>Total</i>	3.5	0.4	0.0	0.0	4.0	0.0

SUB-AREA: RIDGEWAY

	ADDITIONAL TEAMS 2016-2021					
	TGR (2020-2021)	PARTICIPATION CHANGE	DISPLACED (2016-2019)	UNMET (2016-2019)	ASPIRATIONAL (2016-2019)	LATENT (2016-2019)
Football Adult Men 11v11 (16-45yrs)	0.4	0.8			1	
Football Adult Women 11v11 (16-45yrs)	0.0					
Football Adult 6-a-side (16-45 yrs)	0.0					
Football Youth Boys11v11 (12-15yrs)	0.9					
Football Youth Girls 11v11 (12-15yrs)	0.0					
Football Youth Boys 9v9 (10-11yrs)	0.3					
Football Youth Girls 9v9 (10-11yrs)	0.0					
Football Mini Soccer Mixed 7v7 (8-9yrs)	0.0				2	
Football Mini Soccer Mixed 5v5 (6-7yrs)	0.1					
<i>Total</i>	1.7	0.8	0.0	0.0	3.0	0.0

SUB-AREA: SOUTH EAST

	ADDITIONAL TEAMS 2016-2021					
	TGR (2020-2021)	PARTICIPATION CHANGE	DISPLACED (2016-2019)	UNMET (2016-2019)	ASPIRATIONAL (2016-2019)	LATENT (2016-2019)
Football Adult Men 11v11 (16-45yrs)	-0.2	4.5				
Football Adult Women 11v11 (16-45yrs)	0.0					
Football Adult 6-a-side (16-45 yrs)	0.0					
Football Youth Boys11v11 (12-15yrs)	0.6					
Football Youth Girls 11v11 (12-15yrs)	0.0					
Football Youth Boys 9v9 (10-11yrs)	0.2					
Football Youth Girls 9v9 (10-11yrs)	0.0					
Football Mini Soccer Mixed 7v7 (8-9yrs)	0.0					
Football Mini Soccer Mixed 5v5 (6-7yrs)	0.0					
<i>Total</i>	<i>0.6</i>	<i>4.5</i>	<i>0.0</i>	<i>0.0</i>	<i>0.0</i>	<i>0.0</i>

SUB-AREA: WESTERN

	ADDITIONAL TEAMS 2016-2021					
	TGR (2020-2021)	PARTICIPATION CHANGE	DISPLACED (2016-2019)	UNMET (2016-2019)	ASPIRATIONAL (2016-2019)	LATENT (2016-2019)
Football Adult Men 11v11 (16-45yrs)	-0.2	6.7			2	
Football Adult Women 11v11 (16-45yrs)	0.0					
Football Adult 6-a-side (16-45 yrs)	0.0					
Football Youth Boys11v11 (12-15yrs)	2.1				1	1
Football Youth Girls 11v11 (12-15yrs)	0.0		3			
Football Youth Boys 9v9 (10-11yrs)	0.4		4		1	
Football Youth Girls 9v9 (10-11yrs)	0.0					
Football Mini Soccer Mixed 7v7 (8-9yrs)	0.0		4		2	3
Football Mini Soccer Mixed 5v5 (6-7yrs)	-0.1		2		2	3
<i>Total</i>	<i>2.3</i>	<i>6.7</i>	<i>13.0</i>	<i>0.0</i>	<i>8.0</i>	<i>7.0</i>

SUB-AREA: WROUGHTON AND CHISELDON

	ADDITIONAL TEAMS 2016-2021					
	TGR (2020-2021)	PARTICIPATION CHANGE	DISPLACED (2016-2019)	UNMET (2016-2019)	ASPIRATIONAL (2016-2019)	LATENT (2016-2019)
Football Adult Men 11v11 (16-45yrs)	1.1	5.2				
Football Adult Women 11v11 (16-45yrs)	0.0					
Football Adult 6-a-side (16-45 yrs)	0.0					
Football Youth Boys 11v11 (12-15yrs)	1.4				1	
Football Youth Girls 11v11 (12-15yrs)	0.0					
Football Youth Boys 9v9 (10-11yrs)	1.5					
Football Youth Girls 9v9 (10-11yrs)	0.0					
Football Mini Soccer Mixed 7v7 (8-9yrs)	0.5					
Football Mini Soccer Mixed 5v5 (6-7yrs)	0.0				6	
<i>Total</i>	4.5	5.2	0.0	0.0	7.0	0.0

- 2.92 Taking the total number of projected teams and adding them to the current number of teams provides the following total number of teams likely to be generated across the Borough as a whole by 2021 in each age group.

Figure 49: Total number of projected teams by 2021

Age Group	Borough		
	Current (2016)	Projected (2016-2021) (rounded)	Total (2021)
Football Adult Men 11v11 (16-45yrs)	79	13	92
Football Adult Women 11v11 (16-45yrs)	5	2	7
Football Adult 6-a-side (16-45 yrs)	100*	6*	106*
Football Youth 11v11 (12-15yrs)	70	21	91
Football Youth 9v9 (10-11yrs)	39	15	54
Football Mini Soccer 7v7 (8-9yrs)	45	21	66
Football Mini Soccer 5v5 (6-7yrs)	37	32	69
Total	375	110	485

Notes: * teams do not play on grass surface

- 2.93 Participation rates (which are only available for adult teams) can then be used as a measure across the whole strategy period as these rates of change are a very crude estimate and much of the derived increase in participation is likely to already emerge from aspirational demand and TGRs which arise as a result of population change. Summing all figures would simply give rise to an unlikely level of change which will probably not occur in reality.
- 2.94 Following this approach, the immediate requirement should be to cater for deficiencies in existing provision and to cater for latent, displaced and unmet demand. The short to medium term can then provide a focus on accommodating aspirational additional team numbers. The latter part of the strategy period should focus on planning for, monitoring and managing additional provision to meet the needs arising from team generation rate figures. This response to additional provision *could* look like the following.

Figure F50: Potential additional teams apportioned to strategy periods

	2016-2019	2020-2021	Total 2016-2021
Blunsdon and Highworth	18	7	25
Northern	7	1	8
North East	12	5	17
Western	28**	2	30
South East	0	1	1
South West	4	3	7
Ridgeway	3	2	5
Wroughton and Chiseldon	7	4	11
Borough Total	79	25	104*

Notes: * 6 of the teams are derived from Borough-wide demand for 6-a side increase and these are not reflected in sub area figures and so totals will not sum. Figures are rounded down to the nearest full team number in each sub area and so Borough totals do not sum.

** Figure assumes displaced demand for 13 teams currently playing outside Borough is accommodated in the Western sub area, which may or may not be the case.

- 2.95 The tables below set out the potential requirements of additional teams with regards to provision on grass pitches for matches or training, the figures for which can be summed to understand the total picture. All figures relate to the provision either good or standard quality pitches, the former being

able to accommodate 3 match equivalents per week and the latter 2 match equivalents per week without compromising their quality. Pitch figures are rounded up to the nearest half full size pitch.

Figure F51: Pitches required to accommodate demand from matches (less 6-a-side provision on 3G) of EITHER good OR standard quality (i.e. total is not the sum of good and standard numbers)

	2016-2019		2020-2021		Total 2016-2021	
	Good	Standard	Good	Standard	Good	Standard
Blunsdon and Highworth	1.5	2	1.5	2	3	4
Northern	1	1	0.5	0.5	1.5	1.5
North East	1.5	2	1	1.5	2.5	3.5
Western	1.5	2	0.5	0.5	2	2.5
South East	0	0	0.5	0.5	0.5	0.5
South West	0.5	0.5	1	1	1.5	1.5
Ridgeway	0.5	0.5	0.5	0.5	1	1
Wroughton and Chiseldon	1	1	1	1	2	2
Borough Total	7.5	9	6.5	7.5	14	16.5

2.96 Figures which follow for training requirements are unlikely to be applicable to provision on the ground. Most training requirements are for evenings, which in turn require floodlighting for play to be reliable during the winter months. The FA is unlikely to support the provision of floodlighting for training on grass pitches, with floodlighting on grass pitches tending to be reserved for teams which play home matches at a relatively high level during weekday evenings.

Figure F52: Pitches required to accommodate demand from training (would require floodlighting to accommodate evening training to make feasible) of EITHER good OR standard quality (i.e. total is not the sum of good and standard numbers)

	2016-2019		2020-2021		Total 2016-2021	
	Good	Standard	Good	Standard	Good	Standard
Blunsdon and Highworth	1.5	2	1.5	2	3	4
Northern	1	1	0.5	0.5	1.5	1.5
North East	1	1.5	1	1.5	2	3
Western	1	1.5	0.5	0.5	1.5	2
South East	0	0	0.5	0.5	0.5	0.5
South West	0.5	0.5	1	1	1.5	1.5
Ridgeway	0.5	0.5	0.5	0.5	1	1
Wroughton and Chiseldon	1	1	1	1	2	2
Borough Total	6.5	8	6.5	7.5	13	15.5

2.97 The above figures then need to be set against any spare capacity in the sub areas to accommodate some of this growth. The table below sets this out for each sub area for secure pitches only. This is because unsecure sites do not provide any certainty or security of use and it cannot be safely assumed that they could accommodate demand with any regularity or certainty.

Figure F53: Discounting future demand from existing spare capacity (matches) (full size pitch equivalent)

	Existing spare capacity on grass pitches		Projected additional new capacity (full size grass good quality pitches required) (less existing spare capacity on <u>secure</u> pitches)
	Secure	Unsecure	
Blunsdon and Highworth	1.5	0.5	1.5
Northern	0.5	1	1
North East	2.5	7.5	-0.5
Western	3.5	4.5	-2
South East	1.5	0.5	-1
South West	3	3	-1.5
Ridgeway ⁴	1	0.5	0
Wroughton and Chiseldon	2.5	2.5	-0.5
Borough Total	17	14.5	-3

Notes. Figures may not sum due to rounding.

- 2.98 The figures suggest that across the Borough as a whole, there is existing spare capacity to absorb demand to 2021, although additional capacity is required in Blunsdon & Highworth and Northern sub areas. However, the figures assume that existing notional spare capacity identified in the figures above is available capacity and can be utilised effectively to accommodate additional demand (which may not be the case in reality). It may be desirable for the strategy to include a focus on replacing match play on unsecure sites with play on secure sites. This is a laudable aim if the strategy is to seek security and certainty for clubs and teams into the future. The table below shows the impact on additional future provision if play is moved away from unsecure sites.

Figure F54: Adding Current Use on Unsecure Pitches to Future Demand on Secure Pitches

	A. Projected additional new capacity (full size grass pitches required) (less existing spare capacity on <u>secure</u> pitches)	B. Current amount of play (demand) on unsecure pitches (match equivalent sessions)*				C. Full size match equivalent sessions	D. Full Size Pitches required to accommodate this demand (good quality)	E. Total number of full size pitches required (good quality pitches) (A+D, rounded up to the nearest half pitch)
		5v5	7v7	9v9	11v11			
Blunsdon and Highworth	1.5		0.5			0.3	0.1	2
Northern	1		0.5	0.5	1.5	2.3	0.8	2
North East	-0.5	0.5	4.5	2	2.5	6.9	2.3	2
Western	-2	5	4	5.5	5.5	14.3	4.8	3
South East	-1	0.5		2.5	2.5	5.2	1.7	1
South West	-1.5		0.5	1	3.5	4.8	1.6	0.5
Ridgeway	0		1.5			0.8	0.3	0.5
Wroughton and Chiseldon	-0.5	2.5	7		1.5	5.7	1.9	1.5
Borough	-3	8.5	18.5	11.5	17	39.9	13.3	12.5

⁴ During consultation on the draft strategy, an additional (junior, secure community use) pitch was identified at Church Meadow, Wanborough. While not in use at the time of pitch audits, it is being used during the 2017/18 season. Therefore, depending on the amount of use and quality of this pitch there may be a small amount of additional spare, or less, capacity (figuratively, and only a fraction of a full size pitch equivalent) within the sub area. Data has not been adjusted to protect the integrity of the data, collected in 2016.

	A. Projected additional new capacity (full size grass pitches required) (less existing spare capacity on <u>secure</u> pitches)	B. Current amount of play (demand) on unsecure pitches (match equivalent sessions)*				C. Full size match equivalent sessions	D. Full Size Pitches required to accommodate this demand (good quality)	E. Total number of full size pitches required (good quality pitches) (A+D, rounded up to the nearest half pitch)
		5v5	7v7	9v9	11v11			
Total								

Notes. Figures may not sum due to rounding. Column E pitch figures are rounded up to nearest half whole full size pitch. Column C rounded to nearest tenth of a session. Conversion from column B to C: 5v5 figure divided by 4 (i.e. the number of matches which could be accommodated on a full size adult 11v11 pitch), 7v7 divided by 2, 9v9 and 11v11 divided by 1. 9v9 figure is divided by 1 as it cannot be guaranteed that 2 x 9v9 pitches / matches can fit on existing 11v11 pitches if those 11v11 pitches are not the full size recommended by the FA.

2.99 Re-applying the adjusted figures to the two phases of the strategy period to 2021, provision could look like this.

Figure F55: Required additional full size pitch equivalent provision in response to all demand for matches on grass pitches (if spare capacity can be utilised on existing secure sites and if play on unsecure pitches is moved to secure provision)

	2016-2019	2020-2021	Total 2016-2021
Blunsdon and Highworth	1	1	2
Northern	1	1	2
North East	1	1	2
Western	2	1	3
South East	0	1	1
South West	0	0.5	0.5
Ridgeway	0	0.5	0.5
Wroughton and Chiseldon	1	0.5	1.5
Borough Total	6	6.5	12.5

Notes: Figures may not sum due to rounding.

- 2.100 The figures above may or not be appropriate in terms of actual provision of grass pitches required “on the ground” because, for example:
- ▶ it may be more appropriate and pragmatic to deliver the total number of grass pitch equivalents required at one point during the strategy period rather than at two points across the strategy period, particularly if a solution is provision on a multi-pitch site or hub;
 - ▶ as already noted above, figures could be higher if existing spare capacity on secure sites cannot be practically used; and,
 - ▶ the provision of grass pitches for match play depends on the amount of match play that might take place instead on 3G pitches. The scenarios below for AGPs consider this potential requirement and how it could affect additional provision required on grass.
- 2.101 Therefore, the figures above provide a “direction of travel” seeking to address immediate issues which are easily quantified. They are not a blueprint and will be set within the context of individual actions for pitches and grounds in the strategy and action plan. For example, there could be additional issues on individual sites or in relation to the use of sites which mean that the notional figure of any spare capacity cannot realistically be used. A degree of this understanding has already been applied to notional figures of spare capacity earlier in this report, but further moderation of realistic usable spare capacity will need to be applied as the strategy options are explored and during

the delivery of actions which are outside the scope of the strategy itself (which cannot uncover all issues in relation to spare capacity which may exist). The figures will also need to be set against the implications of the preferred 3G scenario (explored later in this assessment) and the known grass pitch sites (and the capacity they provide) in the pipeline. With regard to the latter, this could amount to 5+ full size pitch equivalents (based on indications of provision at Tadpole Farm, Tadpole School, St Luke's School (former Headlands School site) and Holy Cross Catholic School (Queen's Drive site) which would reduce the figure of 12.5 additional grass pitches needed as identified above.

- 2.102 After the initial phase in the strategy's timeline, the position should be reviewed. In effect, a live action plan for delivery will have to be implemented and monitored. The key to ensuring that supply meets demand realistically is to plan, monitor and manage the balance between supply and demand, throughout the strategy period.

Role of Multi-Pitch and Hub Sites

- 2.103 The role of multi-pitch is becoming increasingly important in the changing landscape of pitch and facility provision. Sites with a number of pitches located on them (commonly known as “hub sites”) present significant advantages over dispersed single pitch sites. These can include: the replacement of older pitch stock bringing about improvements in quality and also the alternative re-use for sport, leisure and recreation of recreational ground and public park sites by freeing up greenspace for other leisure, recreational or alternative sports activities; reducing conflict between shared uses on recreational ground and park sites; reduced costs in providing and maintaining ancillary facilities in the long-term on a single rather than multiple sites allowing economies of scale to be realised with regard to management and maintenance costs; it is easier to secure a single site for community use than many; and, enabling larger clubs to have training for many teams on the same evening, thereby making best use of limited volunteer time to coach and run training sessions. Hub sites will typically be provided with 4 or more full size grass pitch equivalents⁵, can include 3G provision with floodlighting and can also cater for other sports⁶. While they will have a larger land area footprint than multiple single sites, with opportunities in the Borough not constrained to small sites within the urban area, these are opportunities that should be seriously considered in the strategy.

⁵ Considered usually to be the minimum critical mass to ensure viability of changing and parking facilities.

⁶ Examples close to Swindon include: Beaversbrook, Calne (<http://www.beversbrooksportsfacility.co.uk/>) and Stanley Park, Chippenham (<http://www.chippenham.gov.uk/stanley-park/>).

CURRENT SUPPLY (AGPs)

Current Supply, Quantity and Type of Existing Provision

- 2.104 As defined earlier in this report, the preferred surface for football matches and training is 3G. Sand filled and sand dressed surfaces are not tested by the FA for football use but can be used for football training and informal games.
- 2.105 The table below sets out how many AGPs there are in the Borough, both those which are accessible to the public and those which are not. Where sand based pitches are also used for hockey, further detail is set out in the hockey section.
- 2.106 Those which are accessible for public or community use are also separated into those which have secured use (for example, those in public ownership or where a formalised community use agreement exists) and those which are unsecured use (for example, those where there is an informal arrangement for teams or the public to use them). This section provides further detail in terms of the composition of these pitches in terms of size and community use, ownership and management. The assessment uses data on pitches which have some community access to determine supply and understand demand. Those pitches which are for private use only (for example where a school retains use of a pitch solely for its pupils / students) are discounted from the assessment of supply and demand.

Figure F56: All AGPs in the Borough used for football (3G and sand based)

Pitch size	Surface		Number		
	3G	Sand based and shock pad with mat*	No community use (private)	Community use (secured)	Community use (unsecured)
Full size	3	3	0	0	6
Half (e.g. 7v7, 9v9)	3	0	0	3	0
Small (e.g. 5v5)	7	11	4	7	7
Totals	13	14	4	10	13

Notes. * sand based = sand dressed and sand filled surfaces

- 2.107 The tables below set out where the community use AGPs are and whether they have secure community use or unsecure use. All AGPs are floodlit.

Figure F57: AGPs used for football in community use (secured)

PPS Pitch ID	Site Name	Sub Area	Parish	Pitch Type	Community use category	Security of community use
A1002	CROFT SPORTS CENTRE*	South West	South Swindon CP	AGP (half 3G)	Available for community use and used	Secured
A1007	GRANGE LEISURE CENTRE	North East	Stratton St Margaret CP	AGP (half 3G)	Available for community use and used	Secured
A1011	LINK CENTRE	Western	West Swindon CP	AGP (small 3G)	Available for community use and used	Secured
A1012	LINK CENTRE	Western	West Swindon CP	AGP (small 3G)	Available for community use and used	Secured
A1013	LINK CENTRE	Western	West Swindon CP	AGP (small 3G)	Available for community use and used	Secured
A1015	OASIS LEISURE CENTRE (SWINDON)	Western	Central Swindon North CP	AGP (small 3G)	Available for community use and used	Secured
A1016	OASIS LEISURE CENTRE (SWINDON)	Western	Central Swindon North CP	AGP (small 3G)	Available for community use and used	Secured

PPS Pitch ID	Site Name	Sub Area	Parish	Pitch Type	Community use category	Security of community use
A1017	OASIS LEISURE CENTRE (SWINDON)	Western	Central Swindon North CP	AGP (small 3G)	Available for community use and used	Secured
A1018	OASIS LEISURE CENTRE (SWINDON)	Western	Central Swindon North CP	AGP (small 3G)	Available for community use and used	Secured
A1026	SWINDON SUPERMARINE FOOTBALL CLUB	Blunsdon and Highworth	South Marston CP/Highworth h CP	AGP (half 3G)	Available for community use and used	Secured

Notes: * Only the 3G pitches at Croft (secure) and Kingsdown (unsecure) meet the standards required to be on the FA Football Turf Pitch Register (<http://3g.thefa.me.uk/>).

Figure F58: AGPs used for football in community use (unsecured)

PPS Pitch ID	Site Name	Sub Area	Parish	Pitch Type	Community use category	Security of community use
A1010	KINGSDOWN SCHOOL*	North East	Stratton St Margaret CP	AGP (full 3G)	Available for community use and used	Unsecured
A1000	ABBEY MEADS COMMUNITY PRIMARY SCHOOL	Northern	St Andrews CP	AGP (small sand, football)	Available for community use and used	Unsecured
A1001	ABBEY MEADS COMMUNITY PRIMARY SCHOOL	Northern	St Andrews CP	AGP (small sand, football)	Available for community use and used	Unsecured
A1009	ISAMBARD COMMUNITY SCHOOL	Northern	St Andrews CP	AGP (full sand, football and hockey)	Available for community use and used	Unsecured
A1019	ORCHID VALE PRIMARY SCHOOL	Northern	Haydon Wick CP	AGP (small sand, football)	Available for community use and used	Unsecured
A1020	ORCHID VALE PRIMARY SCHOOL	Northern	Haydon Wick CP	AGP (small sand, football)	Available for community use and used	Unsecured
A1003	DORCAN RECREATION COMPLEX	South East	Eldene, Liden and Nythe	AGP (full sand, football and hockey)	Available for community use and used	Unsecured
A1005	GODDARD PARK ACADEMY	South East	Central Swindon South CP	AGP (small sand, football)	Available for community use and used	Unsecured
A1006	GODDARD PARK ACADEMY	South East	Central Swindon South CP	AGP (small sand, football)	Available for community use and used	Unsecured
A1024	ST JOSEPHS CATHOLIC COLLEGE	South West	Central Swindon South CP	AGP (full sand, football and hockey)	Available for community use and used	Unsecured
A1014	LYDIARD PARK ACADEMY	Western	West Swindon CP	AGP (full 3G)	Available for community use and used	Unsecured
A1021	PEATMOOR COMMUNITY PRIMARY SCHOOL	Western	West Swindon CP	AGP (small sand, football)	Available for community use and used	Unsecured
A1025	SWINDON ACADEMY	Western	Central Swindon North CP	AGP (full 3G)	Available for community use and used	Unsecured

Notes: * Only the 3G pitches at Croft (secure) and Kingsdown (unsecure) meet the standards required to be on the FA Football Turf Pitch Register (<http://3g.thefa.me.uk/>).

Figure F59: AGPs with no community use / access

PPS Pitch ID	Site Name	Sub Area	Parish	Pitch Type	Community use category
A1023	RUSKIN JUNIOR SCHOOL	North East	Stratton St Margaret CP	AGP (small sand)	Not available for community use
A1022	PGL LIDDINGTON	Ridgeway	Wanborough CP	AGP (small sand)	Not available for community use
A1008	HOLY CROSS CATHOLIC JUNIOR SCHOOL	South East	Central Swindon South CP	AGP (small sand)	Not available for community use
A1004	EVEN SWINDON PRIMARY SCHOOL	Western	Central Swindon North CP	AGP (small sand)	Not available for community use

Location of AGP Pitches used for Football

2.108 The maps below show the location of AGP pitches used for football, both 3G and sand based.

Figure F60: Location of Community Use AGP pitches used for football (3G and sand, secure and unsecure)

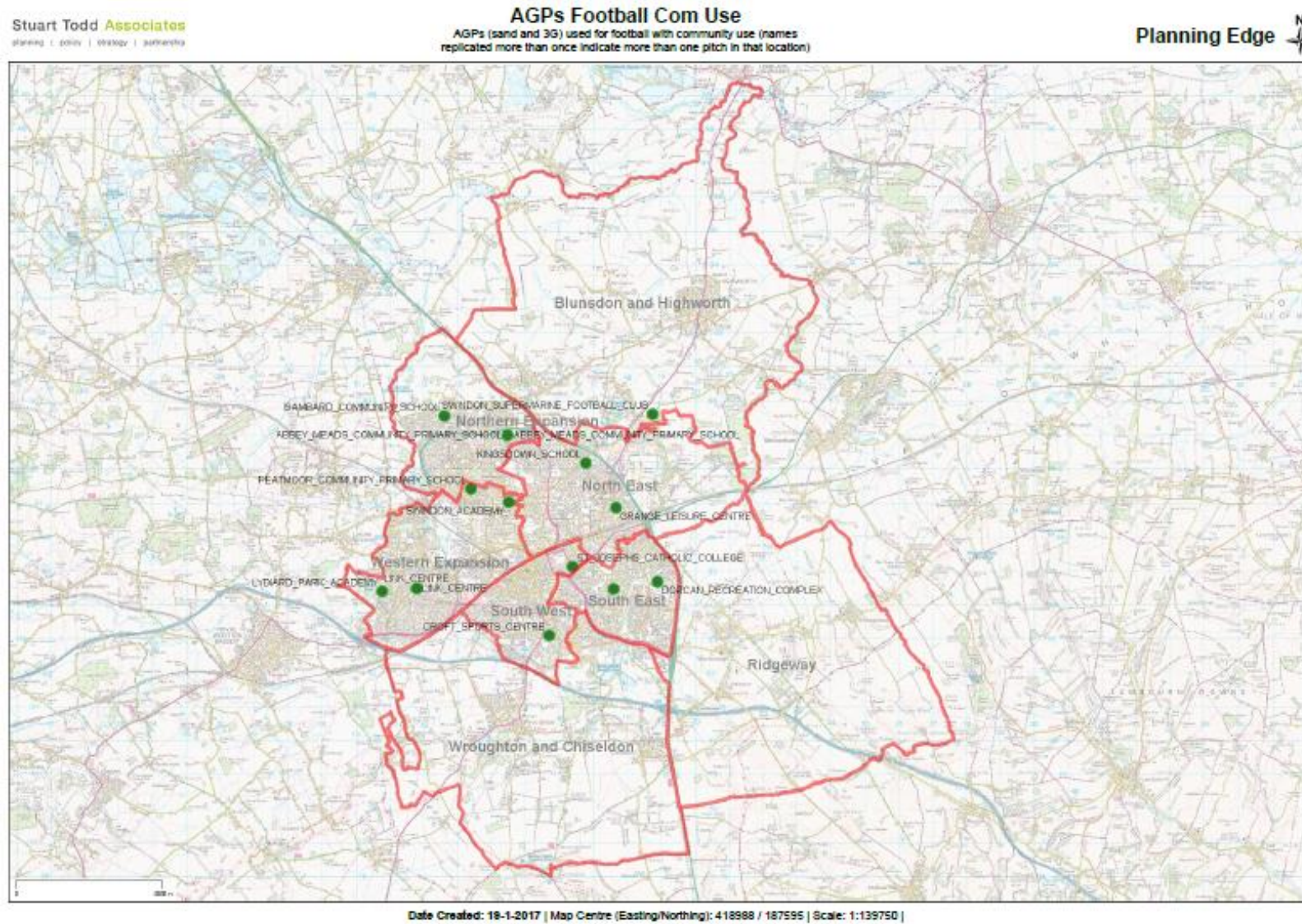
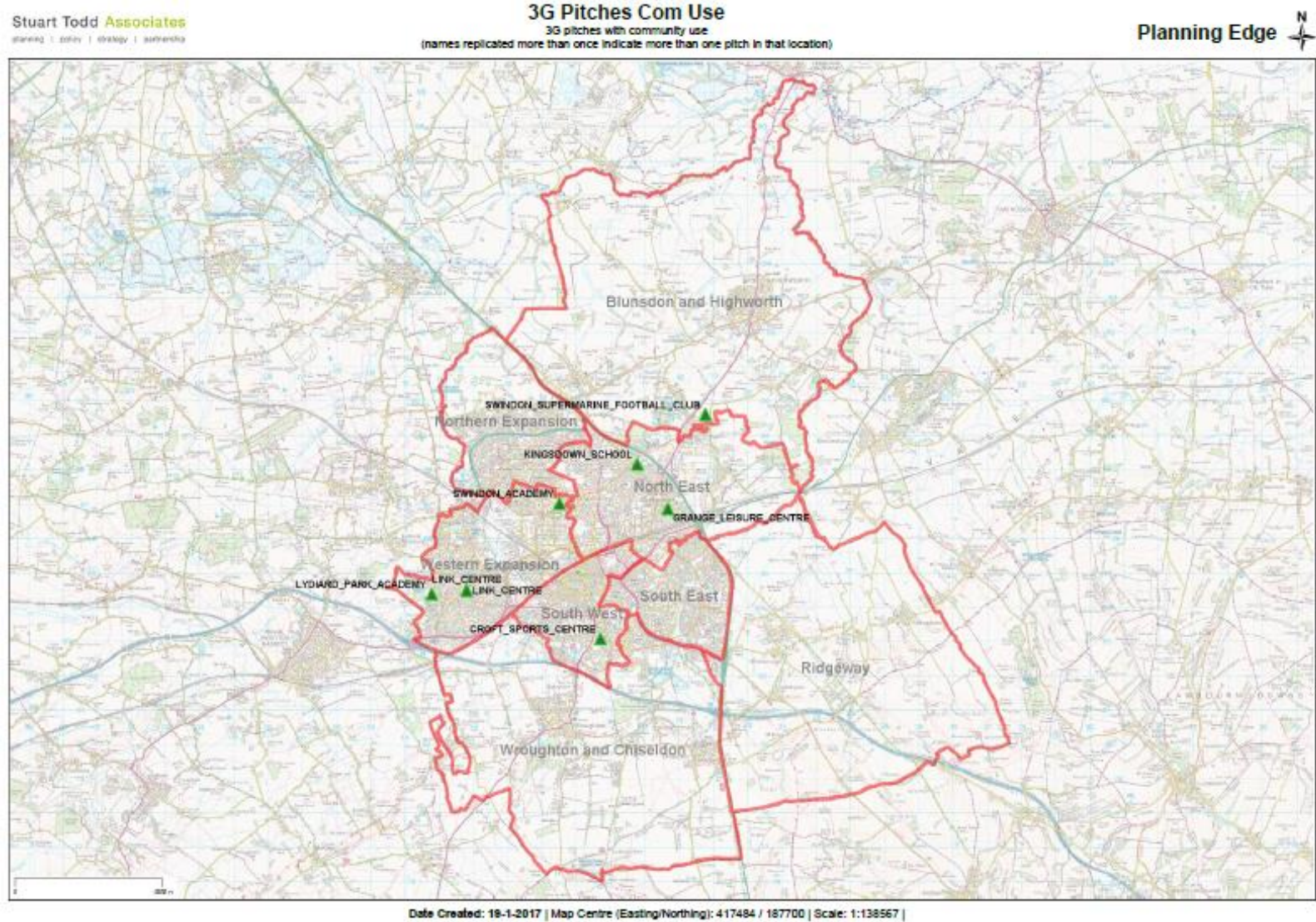


Figure F61: Location of 3G AGPs used for football (secure and unsecure)



Ownership and management type

2.109 The table below sets out the ownership and management type for each AGP pitch with community use in the Borough. This is important to note because of the relationship in particular between unsecure sites and the owner and management type which can have an influence on how much time is made available for community use.

Figure F62: Ownership and Management of AGPs used for football (community use pitches)

PPS Pitch ID	Site Name	Sub Area	Parish	Ownership Type	Management by	Community use category	Security of community use
A1026	SWINDON SUPERMARINE FOOTBALL CLUB	Blunsdon and Highworth	South Marston CP/Highworth CP	Sports Club	Sport Club	Available for community use and used	Secured
A1007	GRANGE LEISURE CENTRE	North East	Stratton Margaret St CP	Local Authority (Parish)	Local Authority (in house)	Available for community use and used	Secured
A1010	KINGSDOWN SCHOOL	North East	Stratton Margaret St CP	Academies	School/College/University (in house)	Available for community use and used	Unsecured
A1000	ABBEY MEADS COMMUNITY PRIMARY SCHOOL	Northern	St Andrews CP	Community school	School/College/University (in house)	Available for community use and used	Unsecured
A1001	ABBEY MEADS COMMUNITY PRIMARY SCHOOL	Northern	St Andrews CP	Community school	School/College/University (in house)	Available for community use and used	Unsecured
A1009	ISAMBARD COMMUNITY SCHOOL	Northern	St Andrews CP	Community school	Private Contractor (PPP/PFI)	Available for community use and used	Unsecured
A1019	ORCHID VALE PRIMARY SCHOOL	Northern	Haydon Wick CP	Community school	Private Contractor (PPP/PFI)	Available for community use and used	Unsecured
A1020	ORCHID VALE PRIMARY SCHOOL	Northern	Haydon Wick CP	Community school	Private Contractor (PPP/PFI)	Available for community use and used	Unsecured
A1003	DORCAN RECREATION COMPLEX	South East	Eldene, Liden and Nythe	Local Authority	Trust	Available for community use and used	Unsecured
A1005	GODDARD PARK ACADEMY	South East	Central Swindon South CP	Academies	School/College/University (in house)	Available for community use and used	Unsecured
A1006	GODDARD PARK ACADEMY	South East	Central Swindon South CP	Academies	School/College/University (in house)	Available for community use and used	Unsecured
A1002	CROFT SPORTS CENTRE	South West	South Swindon CP	Local Authority	Trust	Available for community use and used	Secured
A1024	ST JOSEPHS CATHOLIC COLLEGE	South West	Central Swindon South CP	Academies	School/College/University (in house)	Available for community use and used	Unsecured
A1011	LINK CENTRE	Western	West Swindon CP	Local Authority	Trust	Available for community use and used	Secured
A1012	LINK CENTRE	Western	West Swindon CP	Local Authority	Trust	Available for community use and used	Secured
A1013	LINK CENTRE	Western	West Swindon CP	Local Authority	Trust	Available for community use and used	Secured
A1014	LYDIARD PARK ACADEMY	Western	West Swindon CP	Academies	School/College/University (in house)	Available for community use and used	Unsecured

PPS Pitch ID	Site Name	Sub Area	Parish	Ownership Type	Management by	Community use category	Security of community use
A1015	OASIS LEISURE CENTRE (SWINDON)	Western	Central Swindon North CP	Commercial	Trust	Available for community use and used	Secured
A1016	OASIS LEISURE CENTRE (SWINDON)	Western	Central Swindon North CP	Commercial	Trust	Available for community use and used	Secured
A1017	OASIS LEISURE CENTRE (SWINDON)	Western	Central Swindon North CP	Commercial	Trust	Available for community use and used	Secured
A1018	OASIS LEISURE CENTRE (SWINDON)	Western	Central Swindon North CP	Commercial	Trust	Available for community use and used	Secured
A1021	PEATMOOR COMMUNITY PRIMARY SCHOOL	Western	West Swindon CP	Academies	School/College/University (in house)	Available for community use and used	Unsecured
A1025	SWINDON ACADEMY	Western	Central Swindon North CP	Academies	Trust	Available for community use and used	Unsecured

Small and half size AGPs

- 2.110 Dedicated small enclosed football pitches predominantly used for small sided games of football (for example, 5, 6, or 7-a-side football), form an important part of the supply, particularly for informal play and training, alongside full size artificial grass pitches which can be used flexibly to accommodate 3 or more small sided pitches for informal play and training (across the width of the pitch). Half size AGPs also need to be considered as part of supply where they have community use. For the purposes of understanding the supply which supports football on a broad basis, it is important to have an understanding of the contribution these small and half size pitches play to the overall supply, although it is unlikely that additional small pitches would be recommended if a gap in provision is identified given that full size AGPs are so much more flexible. That said, small pitches can often be an important addition to schools and commercial operators, but additional provision in this form is likely to be steered more by a specific local demand (e.g. to accommodate play for pupils / students), funding levels or by constraints on a site to accommodate a full size pitch.

Role of shared use sites

- 2.111 AGPs on shared use education sites (at schools, colleges and Academies) play an important role in terms of the amount of supply they provide. However, AGPs on school sites present a risk to supply where one or more clubs rely on them during the winter months for training and if use is on an unsecure or short-term basis. However, community use agreements secured for these AGPs can provide a degree of certainty in terms of community use, where these are adhered to by the school and also enforced by the authority with whom the agreement is made. For Academies (and for some state schools) community access to a pitch (which can generate an income) can be a critical factor in enabling the pitch to be maintained and resurfaced in the long-term (through the building of a “sink fund” to ensure that capital is available when resurfacing is required). While an important part of the supply, availability at school based sites will normally be restricted to peak time use during weekday evenings and often weekends only outside of school terms (unless there are no security, management or student use issues). Some schools take a decision not to allow any community use on pitches on the site. This can be for a number of reasons such as: the logistical arrangements required to open-up the site at weekends; safeguarding and security risks to children and students on the site (which can particularly be an issue for independent schools with boarding children on-site); security of the school site when few or no staff are on the site (due to use of the site outside of school hours); concerns about the condition that facilities or the pitch itself could be left in; a need to protect use of pitches at times and on days when school

teams may need to use them; and, concerns about compromising the quality of pitches from additional use.

Local catchment areas of community access AGPs

- 2.112 It is important to gain an understanding of the catchment areas of use for sports facilities. Catchments help to build the picture of use and illustrate a spatial distribution of facilities and coverage, showing gaps in provision where users would have to travel further to access facilities. Local catchments for AGPs are estimated using a number of sources:
- ▶ Discussion with managers of facilities (such as sports or leisure centres) and the FA;
 - ▶ Club and league surveys;
 - ▶ Sport England FPM data;
 - ▶ Proximity of one facility to another, similar, facility;
 - ▶ Discussion with officers from local authorities;
 - ▶ Experience from undertaking similar work elsewhere in the country.
- 2.113 In identifying catchments, we have been mindful of the FA's preference (particularly when thinking about filling deficiencies in provision and future need and demand) for a 3G surface to be used for football, rather than sand. The catchment for AGPs has been identified, from the above sources, as being a 20 minute drive-time for full size AGPs. Discussion with the FA and experience elsewhere suggests that a 10 minute drive-time can often be more appropriate for small and half size AGPs and this has been applied to catchment analysis. The following figures below map the travel time catchment of AGPs used for football, both 3G and sand based, and for pitches with secure and unsecure community use.
- 2.114 The maps show, in sequence the (in some cases amalgamated) drive-time catchment areas for:
- ▶ all AGPs used for football (small, half and full size) with secure and unsecure use;
 - ▶ full size sand based unsecure use pitches used for football;
 - ▶ small and half size sand based unsecure use pitches used for football;
 - ▶ all 3G pitches, with both unsecure and secure use; and,
 - ▶ small and half size secure use 3G pitches;
 - ▶ full size unsecure use 3G pitches;
 - ▶ the two 3G pitches which are currently on the FA non-turf register which can host match play.

Figure F63: Drive-time catchment for all Community Access AGPs (sand and 3G, secure and unsecure community use) used for Football

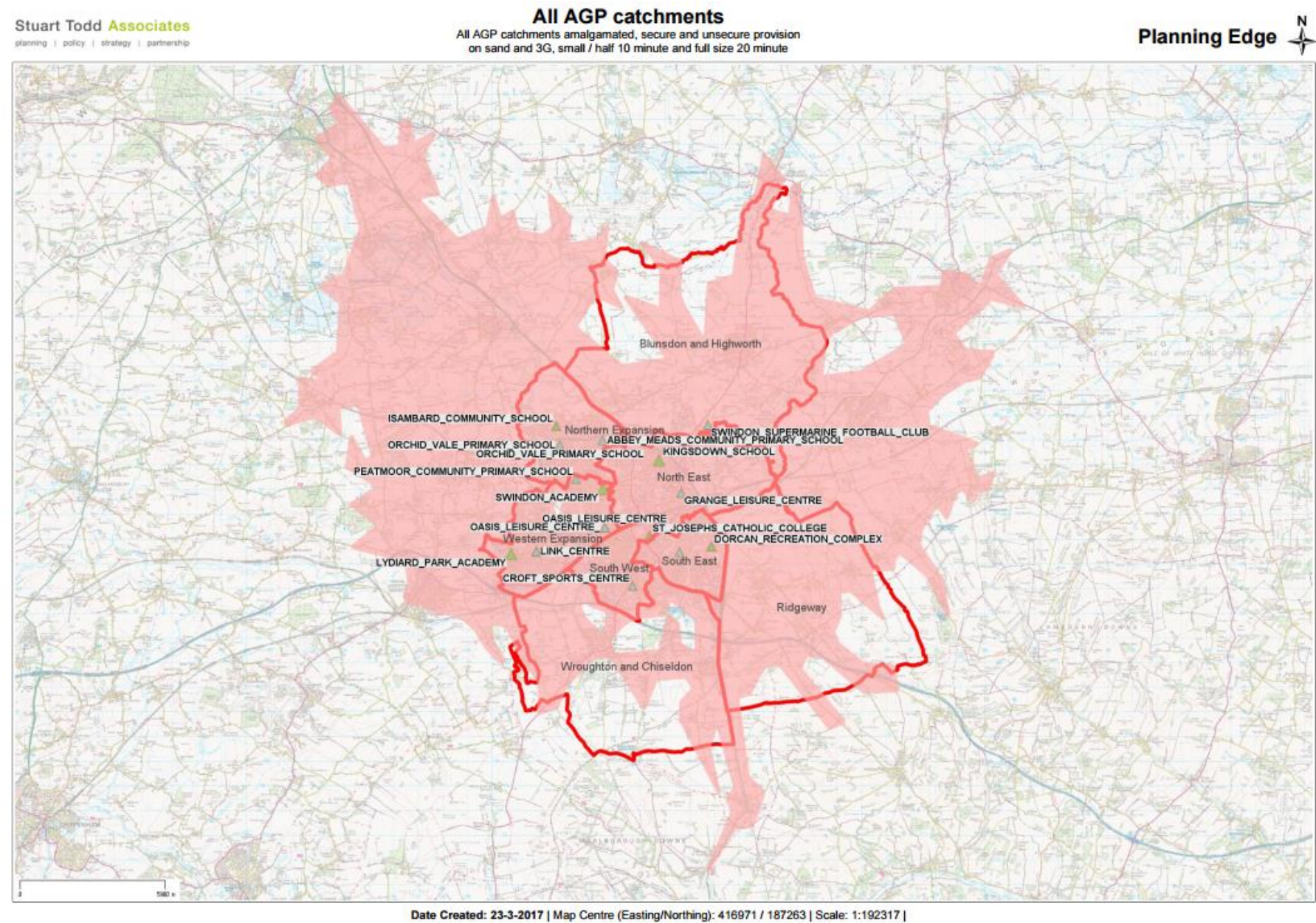


Figure F64: Amalgamated 20 minute Drive-time catchment for full size sand based unsecure use pitches used for football

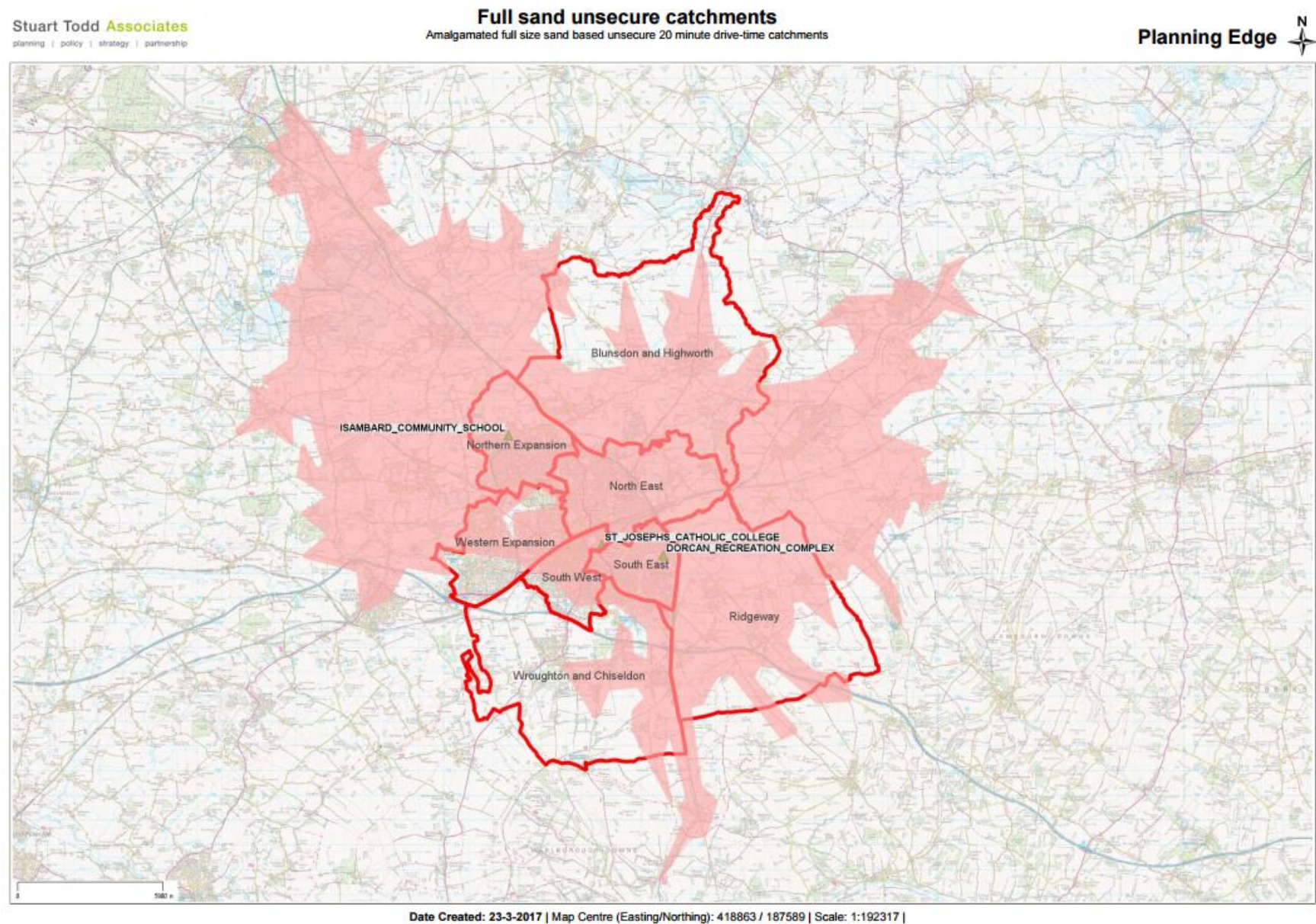


Figure F65: 10 minute Drive-time catchment for small and half size sand based unsecure use pitches used for football

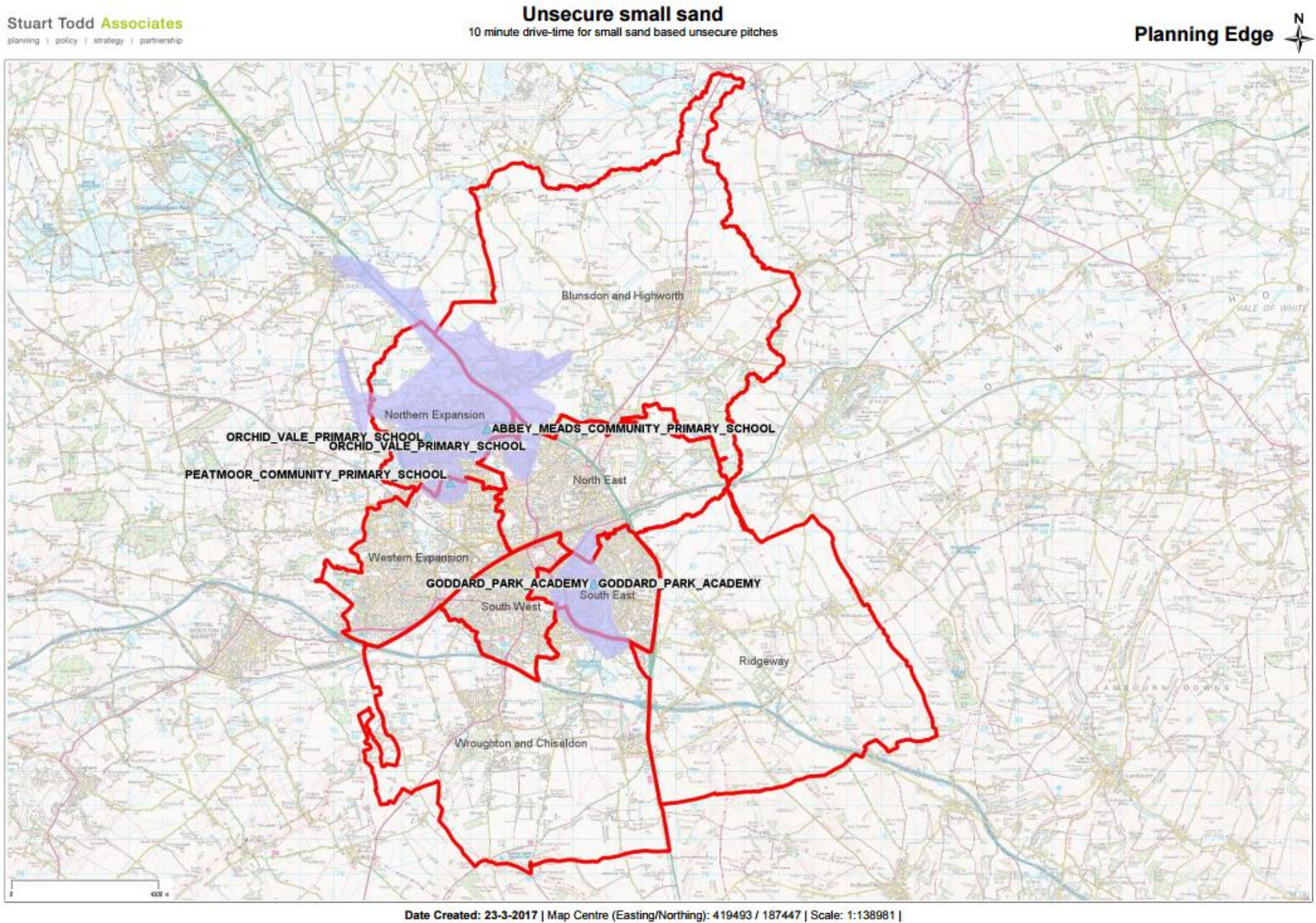


Figure F66: Drive-time catchment for all 3G pitches, with both unsecure and secure use, small, half and full size

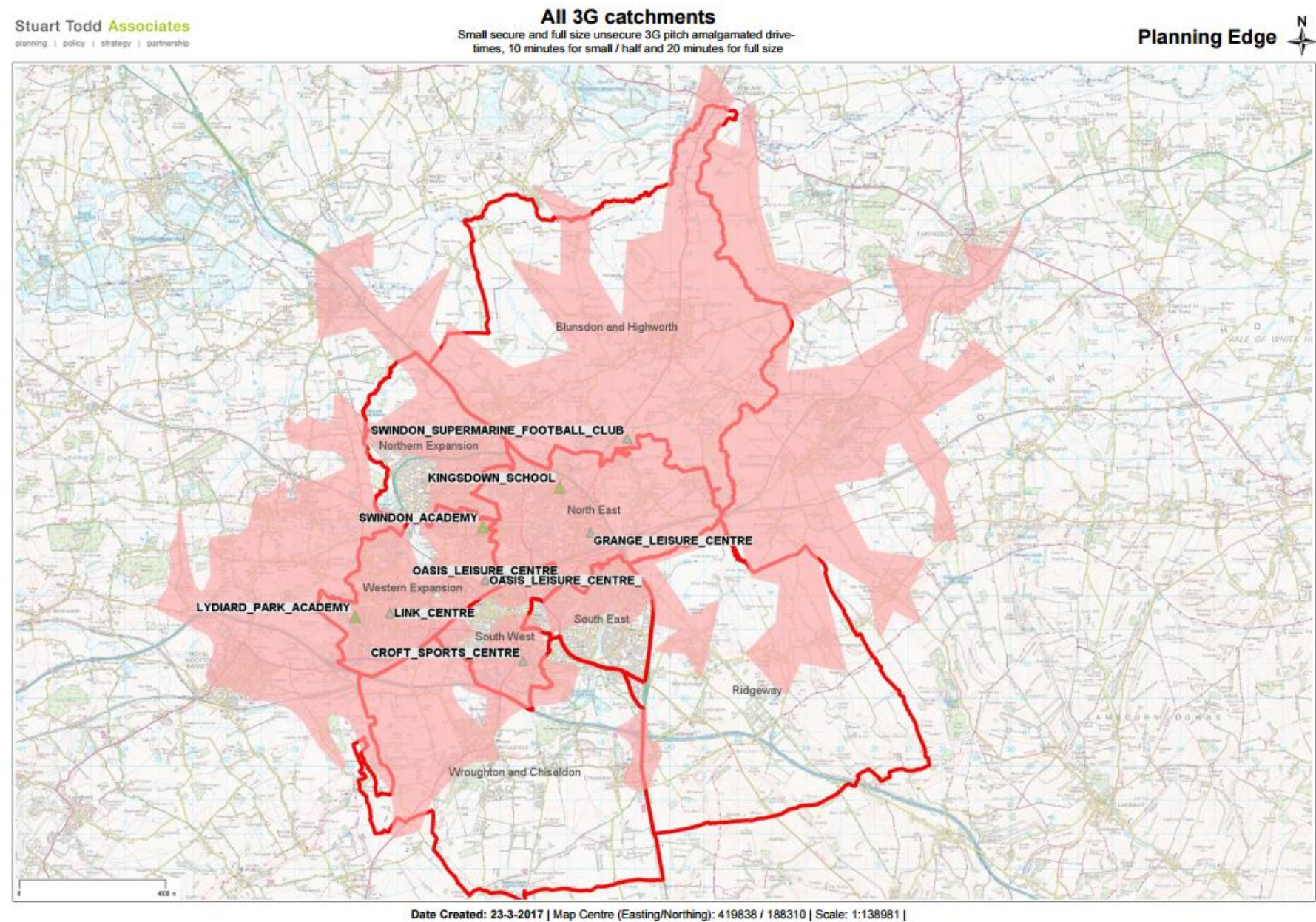


Figure F67: 10 minute drive-time catchment for small and half size secure use 3G pitches

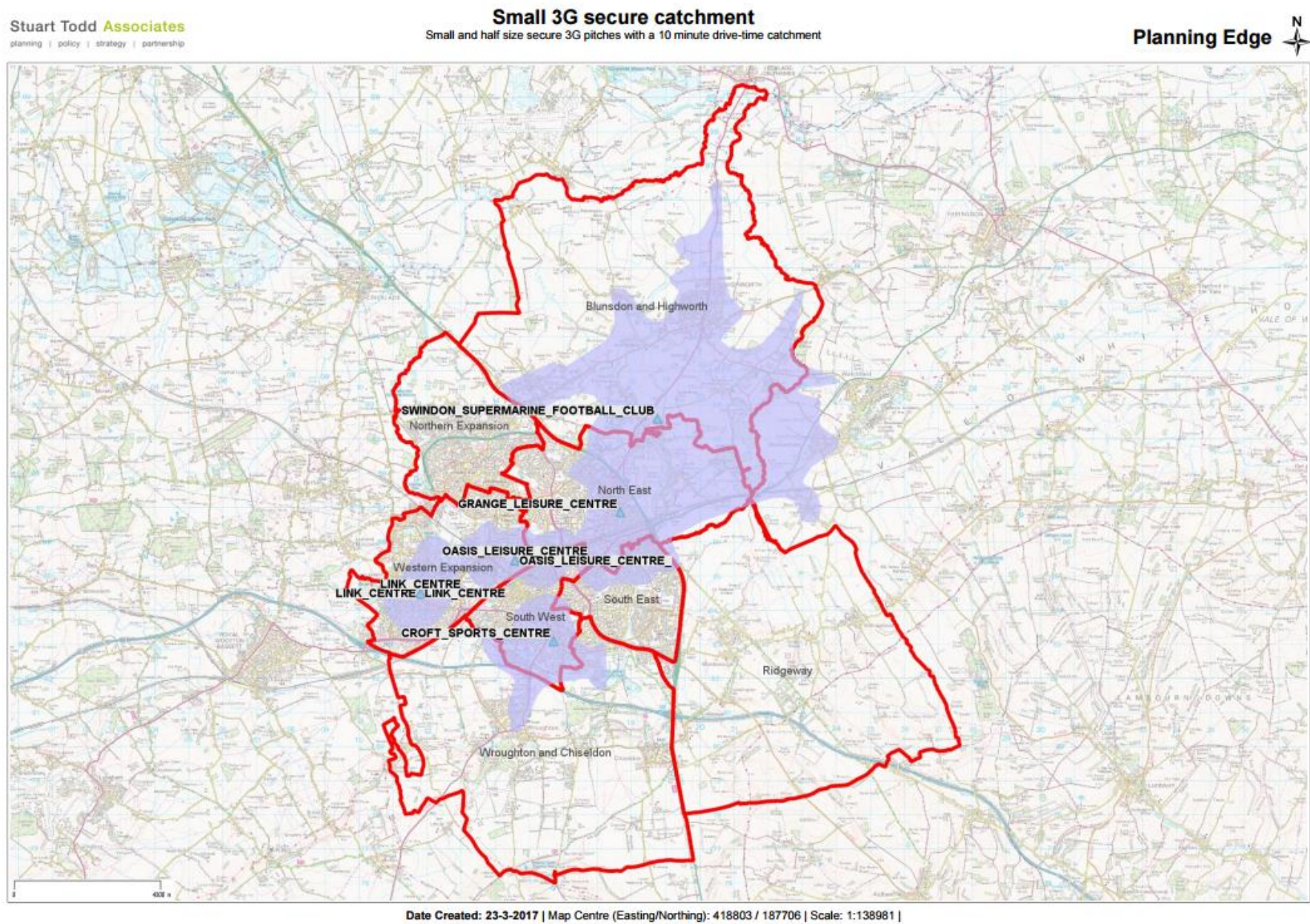


Figure F68: 20 minute drive-time catchment for full size unsecure use 3G pitches

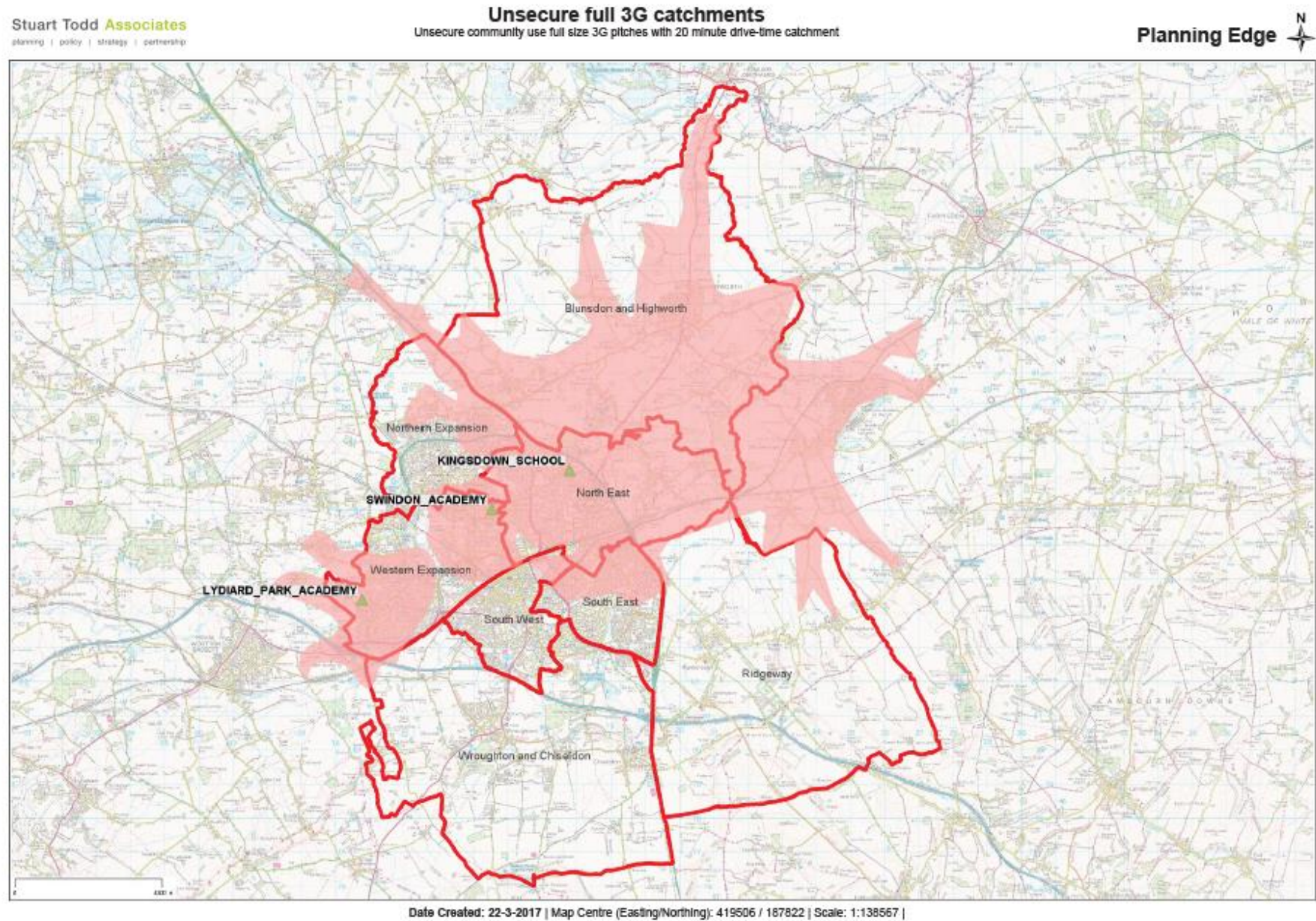
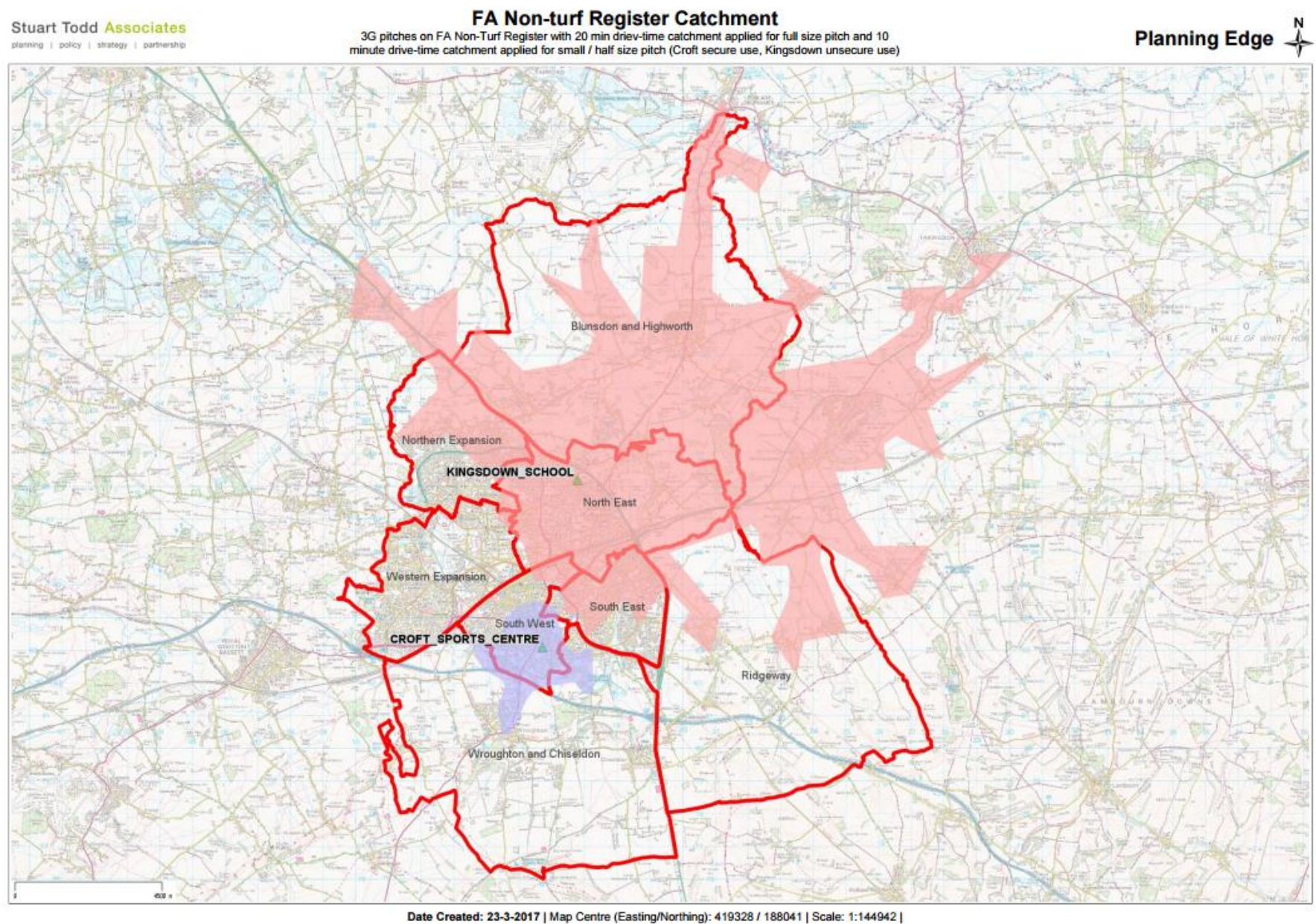


Figure F69: Drive-time catchment for 3G pitches which are currently on the FA non-turf register which can host match play



- 2.115 Considering the maps, the following observations are made about the spatial distribution and catchment areas:
- ▶ all AGPs used for football (small, half and full size) with secure and unsecure use
- 2.116 When set together, the provision of AGPs used for football looks reasonably comprehensive across the Borough, with catchments extending significantly to the west, north-west and east of the Borough. There are few areas within the Borough that are outside of the drive-time catchment for accessing an AGP to play football (subject to availability, cost, etc.). However, in order to understand the picture of provision and access, pitches need to be split into distinct groupings.
- ▶ full size sand based unsecure use pitches used for football
 - ▶ small and half size sand based unsecure use pitches used for football
- 2.117 The unsecure full size and small / half size sand based pitches that serve the Borough (of which full size pitches are also used for hockey) cover much of the Borough. However, given the unsecure nature of community access, these pitches are typically considered at risk of loss from overall supply and cannot be relied upon with any long-term certainty for use by clubs. It should also be noted that these sand based pitches, although used for training by some clubs (and also for casual small-sided football), cannot be used for match play.
- ▶ all 3G pitches, with both unsecure and secure use
- 2.118 When considering provision of 3G pitches, again, spatially, the Borough is well served by 3G although there are some gaps most notably in the south, south eastern and western parts of the Borough. However, the map only tells half of the story and to better understand access, the 3Gs have been split into two maps which show unsecure and secure pitch provision.
- ▶ small and half size secure use 3G pitches
- 2.119 The only 3G pitches with secure community use in the Borough are small / half size pitches. 3G is the preferred surface of the FA and can be used for matches where the pitch is of the right size for the age group concerned and where it meets the requirements to be placed on the FA Non-turf Register. Based on a 10 minute drive-time catchment for these pitches, it leaves much of the Borough without access to secure small 3G pitches and with no secure community use 3G pitches, this leaves a significant gap in provision for matches to take place in particular.
- ▶ full size unsecure use 3G pitches
- 2.120 Despite the lack of secure community use 3G pitches, current supply is provided by three unsecure 3G pitches, one of which, at Kingsdown School is on the FA Non-turf Register. The map highlights significant gaps in supply across the southern parts of the Borough.
- ▶ the two 3G pitches which are currently on the FA non-turf register which can host match play
- 2.121 When considering the 3G pitches which are sanctioned for competitive matches, only the full size unsecure pitch at Kingsdown School and small pitch at Croft Sports Centre are on the FA Non-turf Register. At the current time, therefore, there is little option should teams wish to play competitive matches on a reliable non-grass surface. The maps show that there are significant gaps in provision across the Borough.

Quality of Existing Provision (pitches and ancillary facilities)

- 2.122 A key part of the assessment has been a thorough audit of pitches undertaken by officers from Swindon Borough Council. The audit, the results of which have been checked, challenged and verified by the FA and WFA (and shared with league representatives), is based on an on-site evaluation of the

quality, quantity and accessibility of facilities, from which an overall score has been derived to indicate whether a pitch and its ancillary facilities (such as changing rooms) are in a good, standard or poor condition. The audit form used for the audits is approved by the FA and is included as part of the PPS guidance.

- 2.123 The figure below identifies the scores from the audit of pitches identified during the exercise. Comments on quality and accessibility issues for specific pitches, where raised by clubs and the FA, are set out later in this assessment and in the appended pitch overviews (see appendix).
- 2.124 While all pitches where access could be gained were assessed in terms of the pitch and ancillary facilities' quality, for the assessment our focus is on those pitches where there is community access, whether secured or unsecured. Quality ratings for pitches without any community access are available in the data spreadsheet passed to the Borough Council and the full set of quality scores is appended to this assessment for information. The quality scores of the pitches with no community access could become important if any of these pitches were to be opened up for community use in the future.

Figure F70: Audit scores for community access AGPs used for football

PPS Pitch ID	Site Name	Sub Area	Parish	Pitch Type	Agreed Pitch Quality Rating	Quality of ancillary facilities
A1026	SWINDON SUPERMARINE FOOTBALL CLUB	Blunsdon and Highworth	South Marston CP/Highworth CP	AGP (half 3G)	Good	
A1007	GRANGE LEISURE CENTRE	North East	Stratton St Margaret CP	AGP (half 3G)	Good	Good
A1010	KINGSDOWN SCHOOL	North East	Stratton St Margaret CP	AGP (full 3G)	Standard	Standard
A1019	ORCHID VALE PRIMARY SCHOOL	Northern	Haydon Wick CP	AGP (small sand, football)	Standard	Standard
A1020	ORCHID VALE PRIMARY SCHOOL	Northern	Haydon Wick CP	AGP (small sand, football)	Standard	Standard
A1000	ABBEY MEADS COMMUNITY PRIMARY SCHOOL	Northern	St Andrews CP	AGP (small sand, football)	Standard	Standard
A1001	ABBEY MEADS COMMUNITY PRIMARY SCHOOL	Northern	St Andrews CP	AGP (small sand, football)	Standard	
A1009	ISAMBARD COMMUNITY SCHOOL	Northern	St Andrews CP	AGP (full sand, football and hockey)	Poor	Standard
A1005	GODDARD PARK ACADEMY	South East	Central Swindon South CP	AGP (small sand, football)	Standard	Standard
A1006	GODDARD PARK ACADEMY	South East	Central Swindon South CP	AGP (small sand, football)	Standard	Standard
A1003	DORCAN RECREATION COMPLEX	South East	Eldene, Liden and Nythe	AGP (full sand, football and hockey)	Standard	Standard
A1024	ST JOSEPHS CATHOLIC COLLEGE	South West	Central Swindon South CP	AGP (full sand, football and hockey)	Standard	Standard
A1002	CROFT SPORTS CENTRE	South West	South Swindon CP	AGP (half 3G)	Good	Good
A1015	OASIS LEISURE CENTRE (SWINDON)	Western	Central Swindon North CP	AGP (small 3G)	Standard	
A1016	OASIS LEISURE CENTRE (SWINDON)	Western	Central Swindon North CP	AGP (small 3G)	Standard	
A1017	OASIS LEISURE CENTRE (SWINDON)	Western	Central Swindon North CP	AGP (small 3G)	Standard	
A1018	OASIS LEISURE CENTRE (SWINDON)	Western	Central Swindon North CP	AGP (small 3G)	Standard	

PPS Pitch ID	Site Name	Sub Area	Parish	Pitch Type	Agreed Pitch Quality Rating	Quality of ancillary facilities
A1025	SWINDON ACADEMY	Western	Central Swindon North CP	AGP (full 3G)	Standard	Good
A1011	LINK CENTRE	Western	West Swindon CP	AGP (small 3G)	Standard	
A1012	LINK CENTRE	Western	West Swindon CP	AGP (small 3G)	Standard	
A1013	LINK CENTRE	Western	West Swindon CP	AGP (small 3G)	Standard	
A1014	LYDIARD PARK ACADEMY	Western	West Swindon CP	AGP (full 3G)	Good	Standard
A1021	PEATMOOR COMMUNITY PRIMARY SCHOOL	Western	West Swindon CP	AGP (small sand, football)	Standard	

- 2.125 The most notable issue arising from the data above is the quality of the pitch at Isambard, which has raised as a problem for use by hockey teams elsewhere in this report. The surface is considered to be slippery and does not drain well due to poor maintenance.

Accessibility of Existing Provision (cost, physical access, constraints on use)

- 2.126 The accessibility of pitches is an important factor in understanding the real balance between supply and demand. Issues such as cost, physical accessibility and ease of booking use can all affect the availability and need for improvements or additional provision of pitches.
- 2.127 Some clubs said that cost of hiring an AGP can dissuade teams, particularly within the younger age groups, from booking AGP time. This can be a bigger issue in the winter months when charges for floodlighting are sometimes in addition to the cost of hiring the pitch. However, while cost is an understandable concern for some clubs, it should be noted that AGPs are expensive to build, run (for example high energy costs for floodlighting) and maintain properly⁷ and so a balance has to be struck between providing good quality surfaces and the need to charge appropriately.
- 2.128 Any pitch specific accessibility issues identified during the assessment are included in the pitch overviews appended (see appendix).

Carrying Capacity

- 2.129 The carrying capacity for AGPs is set by the number of hours that a pitch is available in a defined “peak period”. As a guide, the overall peak period for AGPs has been defined in the Borough as: Monday to Thursday 17:00 to 21:00; Friday 17:00 to 19:00; Saturday and Sunday 09:00 to 17:00, totalling 34 hours a week. The number of hours that a pitch is available for community use has been gathered from discussion with the AGP providers. Using this approach, the AGPs used for football with community use have the following carrying capacities.

Figure F71: Carrying Capacities for community use AGPs used for football

PPS Pitch ID	Site Name	Sub Area	Parish	Pitch Type	Agreed Pitch Quality Rating	Agreed Current Carrying Capacity for Community Use
A1026	SWINDON SUPERMARINE FOOTBALL CLUB	Blunsdon and Highworth	South Marston CP/Highworth CP	AGP (half 3G)	Good	34
A1010	KINGSDOWN SCHOOL	North East	Stratton Margaret St CP	AGP (full 3G)	Standard	32
A1007	GRANGE LEISURE CENTRE	North East	Stratton Margaret St CP	AGP (half 3G)	Good	34
A1019	ORCHID VALE	Northern	Haydon Wick CP	AGP (small)	Standard	21

⁷ A 3G pitch for example can cost between £250,000 and £500,000 to build and a further £25,000 per annum contributions towards a “sinking fund” for eventual replacement.

PPS Pitch ID	Site Name	Sub Area	Parish	Pitch Type	Agreed Pitch Quality Rating	Agreed Current Carrying Capacity for Community Use
	PRIMARY SCHOOL			sand, football)		
A1020	ORCHID VALE PRIMARY SCHOOL	Northern	Haydon Wick CP	AGP (small sand, football)	Standard	21
A1009	ISAMBARD COMMUNITY SCHOOL	Northern	St Andrews CP	AGP (full sand, football and hockey)	Poor	29
A1000	ABBAY MEADS COMMUNITY PRIMARY SCHOOL	Northern	St Andrews CP	AGP (small sand, football)	Standard	11.5
A1001	ABBAY MEADS COMMUNITY PRIMARY SCHOOL	Northern	St Andrews CP	AGP (small sand, football)	Standard	11.5
A1005	GODDARD PARK ACADEMY	South East	Central Swindon South CP	AGP (small sand, football)	Standard	34
A1006	GODDARD PARK ACADEMY	South East	Central Swindon South CP	AGP (small sand, football)	Standard	34
A1003	DORCAN RECREATION COMPLEX	South East	Eldene, Liden and Nythe	AGP (full sand, football and hockey)	Standard	34
A1024	ST JOSEPHS CATHOLIC COLLEGE	South West	Central Swindon South CP	AGP (full sand, football and hockey)	Standard	34
A1002	CROFT SPORTS CENTRE	South West	South Swindon CP	AGP (half 3G)	Good	34
A1025	SWINDON ACADEMY	Western	Central Swindon North CP	AGP (full 3G)	Standard	34
A1015	OASIS LEISURE CENTRE (SWINDON)	Western	Central Swindon North CP	AGP (small 3G)	Standard	34
A1016	OASIS LEISURE CENTRE (SWINDON)	Western	Central Swindon North CP	AGP (small 3G)	Standard	34
A1017	OASIS LEISURE CENTRE (SWINDON)	Western	Central Swindon North CP	AGP (small 3G)	Standard	34
A1018	OASIS LEISURE CENTRE (SWINDON)	Western	Central Swindon North CP	AGP (small 3G)	Standard	34
A1014	LYDIARD PARK ACADEMY	Western	West Swindon CP	AGP (full 3G)	Good	31.5
A1011	LINK CENTRE	Western	West Swindon CP	AGP (small 3G)	Standard	34
A1012	LINK CENTRE	Western	West Swindon CP	AGP (small 3G)	Standard	34
A1013	LINK CENTRE	Western	West Swindon CP	AGP (small 3G)	Standard	34
A1021	PEATMOOR COMMUNITY PRIMARY SCHOOL	Western	West Swindon CP	AGP (small sand, football)	Standard	34

2.130 It is important to note that on sand based pitches, the capacity could be shared between football and hockey. Predominance of use by one sport over another will be determined by demand unless a club or sport has a formal agreement in place to “ring-fence” the time needed to use the pitch.

CURRENT DEMAND (AGPs)

Introduction

- 2.131 Understanding the demand for AGPs can be put together from a number of sources but will focus on locally gathered data for specific use of AGPs for football. More widely available national data sets from sources such as Sport England's Market Segmentation data focus on providing information by sport and so in the case of football, a focus is on demand across surface types combined, providing no data for grass and AGPs individually. Therefore, some datasets are not reproduced in this section where they have already been set out in the section above on grass pitches. This combined surfaces data for football will be interrogated further as scenarios for provision are considered.

Current Actualised Demand and Amount of Play on Sites

- 2.132 A picture of demand and actual use can be built up from two local sources of data: from data provided by the clubs themselves on when the train and play matches augmented by fixture details and from records of bookings supplied by pitch providers themselves.

Number of Clubs and Teams Using AGPs for Matches and Training

- 2.133 Data collected by the Borough Council suggests that the following teams use AGPs for training. These records can be supplemented by records from providers' bookings to understand the full picture of demand (use) of the AGPs which is explored below.

Figure F72

PPS Pitch ID	Pitch Name	Sub Area	Security of tenure	Notes
A1026	SWINDON SUPERMARINE	Blunsdon and Highworth	Secured	Training by Highworth Town Juniors and Swindon Supermarine and Swindome SSF league for 3.5 hours equivalent midweek evenings
A1007	GRANGE LEISURE CENTRE	North East	Secured	DPR FC training 1 hour Swindon Robins training 5hrs Stratton Juniors training 2 hours
A1010	KINGSDOWN SCHOOL	North East	Unsecured	Training by Highworth Town FC and Highworth Town Juniors FC, Stratton Juniors, Lydiard Youth and Swindon Spitfires American Football Training, Swindon Storm
A1000	ABBEY MEADS COMMUNITY PRIMARY SCHOOL	Northern	Unsecured	Training only Highworth Town Juniors U9. Leisure 6-a-side league plays on the two pitches, 12 teams, 6 matches, therefore 3 hours of use on a Sunday on each small pitch
A1009	ISAMBARD COMMUNITY SCHOOL	Northern	Unsecured	Training only Highworth Town Juniors Swindon Hockey 3.5 hours matches and 3.5 hours training
A1019	ORCHID VALE PRIMARY SCHOOL	Northern	Unsecured	Training by Greenmeadow Youth FC
A1020	ORCHID VALE PRIMARY SCHOOL	Northern	Unsecured	Training by Greenmeadow Youth FC
A1003	DORCAN RECREATION COMPLEX	South East	Secured	Liden FC 2 hours training Wanborough Junior FC 2 hours training North Wilts Hockey 3 hours matches (2 teams alternating each week) 3 hours training
A1005	GODDARD PARK ACADEMY	South East	Unsecured	Training only Highworth Town Juniors U7

PPS Pitch ID	Pitch Name	Sub Area	Security of tenure	Notes
A1002	CROFT SPORTS CENTRE	South West	Secured	3 hours matches Croft FC (6 matches every other week) 14 hours training (18 Croft FC, 1 Intel, 1 Nationwide)
A1024	ST JOSEPHS CATHOLIC PRIMARY SCHOOL	South West	Unsecured	Training by Highworth Town Juniors, Swindon Supermarine Youth FC, and Wanborough Junior FC. Also Football Mundial 1 hour per midweek evening equivalent.
A1014	LYDIARD PARK ACADEMY	Western	Unsecured	Training by Lydiard Millicent FC, Swindon Town Academy, and West Swindon Wanderers. Matches by Swindon Town Academy U13s every other week.
A1021	PEATMOOR COMMUNITY PRIMARY SCHOOL	Western	Unsecured	Training by Lydiard Millicent FC, Highworth Town FC and Abbey Meads FC, 1 hour each
A1025	SWINDON ACADEMY	Western	Unsecured	Training by Blunsdon FC, Croft FC and Swindon Robins (13.25 hours) small sided bookings = 6 hours of full size pitch equivalent in Mon and Weds peak period

Small-sided Leagues and Matches

- 2.134 There are currently 6 small-sided game leagues operating in the Borough. Small sided leagues play at a combination of Swindon Academy (3G), St Joseph's School (sand), Swindome (3G), Dorcan (sand) and Abbeymeads School (sand). Some locally affiliated small-sided leagues play at an indoor venue in Bramble Road.
- 2.135 As far as we could establish during consultation, the leagues do not collect data on demand or record how many teams they have to turn away due to lack of capacity. However, there is data of current levels of demand which have been collated by Wilts FA.

Figure F73: Number of teams playing in small-sided game leagues

League Name	Number of teams	Venue	Day that play takes place (where known)
Soccer Sixes	32	Swindon Academy	Mon and Weds
Football Mundial	6	St Joseph's School	Weds
Swindome SSF	20	Supermarine (indoor)	Mon
Leisure League	12	Abbeymeads School	Sun
Dorcan 6-a-side league	16	Dorcan	Mon
Play Football (adult and futsal)	58	Bramble Road (indoor)	Weekday evenings

Hire of Pitch Time (Provider Booking Records)

- 2.136 Discussions were held with most providers of community access AGPs used for football during the consultation phase of the work. The operators confirmed the number of hours during the peak period when the pitches were booked during an average week during the football season. These are set out in the table below. Most time used by football will be during midweek evenings for club training on sand or 3G with some casual and small sided league matches played at the weekend.

Figure F74: Hours used on community use AGPs (football)

PPS Pitch ID	Site Name	Sub Area	Parish	Pitch Type	Current Community Use for Football (hours)	..of which, hours used for small sided leagues	Other sport use (additional hours)
A1026	SWINDON SUPERMARINE FOOTBALL CLUB	Blunsdon and Highworth	South Marston CP/Highworth CP	AGP (half 3G)	30	(3.5)	Unknown quantity of hours occasionally used by rugby union teams
A1010	KINGSDOWN SCHOOL	North East	Stratton St Margaret CP	AGP (full 3G)	24		2 (American Football)
A1007	GRANGE LEISURE CENTRE	North East	Stratton St Margaret CP	AGP (half 3G)	18		
A1019	ORCHID VALE PRIMARY SCHOOL	Northern	Haydon Wick CP	AGP (small sand, football)	4		
A1020	ORCHID VALE PRIMARY SCHOOL	Northern	Haydon Wick CP	AGP (small sand, football)	4		
A1009	ISAMBARD COMMUNITY SCHOOL	Northern	St Andrews CP	AGP (full sand, football and hockey)	2		7 (hockey)*
A1000	ABBEY MEADS COMMUNITY PRIMARY SCHOOL	Northern	St Andrews CP	AGP (small sand, football)	4	(3)	
A1001	ABBEY MEADS COMMUNITY PRIMARY SCHOOL	Northern	St Andrews CP	AGP (small sand, football)	3	(3)	
A1005	GODDARD PARK ACADEMY	South East	Central Swindon South CP	AGP (small sand, football)	1		
A1006	GODDARD PARK ACADEMY	South East	Central Swindon South CP	AGP (small sand, football)	12		
A1003	DORCAN RECREATION COMPLEX	South East	Eldene, Liden and Nythe	AGP (full sand, football and hockey)	15	(3)	6 (hockey)
A1024	ST JOSEPHS CATHOLIC COLLEGE	South West	Central Swindon South CP	AGP (full sand, football and hockey)	10	(1)	7 (hockey)
A1002	CROFT SPORTS CENTRE	South West	South Swindon CP	AGP (half 3G)	28		
A1025	SWINDON ACADEMY	Western	Central Swindon North CP	AGP (full 3G)	20	(6)	
A1015	OASIS LEISURE	Western	Central	AGP	20		

PPS Pitch ID	Site Name	Sub Area	Parish	Pitch Type	Current Community Use for Football (hours)	..of which, hours used for small sided leagues	Other sport use (additional hours)
	CENTRE (SWINDON)		Swindon North CP	(small 3G)			
A1016	OASIS LEISURE CENTRE (SWINDON)	Western	Central Swindon North CP	AGP (small 3G)	20		
A1017	OASIS LEISURE CENTRE (SWINDON)	Western	Central Swindon North CP	AGP (small 3G)	20		
A1018	OASIS LEISURE CENTRE (SWINDON)	Western	Central Swindon North CP	AGP (small 3G)	20		
A1014	LYDIARD PARK ACADEMY	Western	West Swindon CP	AGP (full 3G)	26		
A1011	LINK CENTRE	Western	West Swindon CP	AGP (small 3G)	20		
A1012	LINK CENTRE	Western	West Swindon CP	AGP (small 3G)	20		
A1013	LINK CENTRE	Western	West Swindon CP	AGP (small 3G)	20		
A1021	PEATMOOR COMMUNITY PRIMARY SCHOOL	Western	West Swindon CP	AGP (small sand, football)	3		

Notes: * although often subject to cancellation due to poor quality of pitch

Comparing Supply with Demand to Understand Balance of Provision

2.137 The figures generated through consultation are set out in the table below for supply / capacity during the peak period and demand / use during an average week during the football season. Additional commentary has also been added in some cases with regard to other issues identified during consultation and audit.

Figure F75: Supply / demand balance

PPS Pitch ID	Site Name	Sub Area	Parish	Pitch Type	Security of tenure	Current Capacity Community (total)	Carrying for Use	Current Community Use (all sports)	Capacity balance
A1000	ABBEY MEADS COMMUNITY PRIMARY SCHOOL	Northern	St Andrews CP	AGP (small sand, football)	Unsecured	11.5		4	7.5
A1001	ABBEY MEADS COMMUNITY PRIMARY SCHOOL	Northern	St Andrews CP	AGP (small sand, football)	Unsecured	11.5		3	8.5
A1002	CROFT SPORTS CENTRE	South West	South Swindon CP	AGP (half 3G)	Secured	34		28	6
A1003	DORCAN RECREATION COMPLEX	South East	Eldene, Liden and Nythe	AGP (full sand, football and hockey)	Unsecured	34		21	13
A1005	GODDARD PARK ACADEMY	South East	Central Swindon South CP	AGP (small sand, football)	Unsecured	34		1	33
A1006	GODDARD PARK ACADEMY	South East	Central Swindon South CP	AGP (small sand, football)	Unsecured	34		12	22
A1007	GRANGE LEISURE CENTRE	North East	Stratton St Margaret CP	AGP (half 3G)	Secured	34		18	16
A1009	ISAMBARD COMMUNITY SCHOOL	Northern	St Andrews CP	AGP (full sand, football and hockey)	Unsecured	29		9	20
A1010	KINGSDOWN SCHOOL	North East	Stratton St Margaret CP	AGP (full 3G)	Unsecured	32		26	6
A1011	LINK CENTRE	Western	West Swindon CP	AGP (small 3G)	Secured	34		20	14
A1012	LINK CENTRE	Western	West Swindon CP	AGP (small 3G)	Secured	34		20	14
A1013	LINK CENTRE	Western	West Swindon CP	AGP (small 3G)	Secured	34		20	14
A1014	LYDIARD PARK ACADEMY	Western	West Swindon CP	AGP (full 3G)	Unsecured	31.5		26	5.5
A1015	OASIS LEISURE CENTRE (SWINDON)	Western	Central Swindon North CP	AGP (small 3G)	Secured	34		20	14
A1016	OASIS LEISURE CENTRE (SWINDON)	Western	Central Swindon North CP	AGP (small 3G)	Secured	34		20	14
A1017	OASIS LEISURE CENTRE (SWINDON)	Western	Central Swindon North CP	AGP (small 3G)	Secured	34		20	14
A1018	OASIS LEISURE CENTRE (SWINDON)	Western	Central Swindon North CP	AGP (small 3G)	Secured	34		20	14
A1019	ORCHID VALE PRIMARY SCHOOL	Northern	Haydon Wick CP	AGP (small sand, football)	Unsecured	21		4	17
A1020	ORCHID VALE PRIMARY SCHOOL	Northern	Haydon Wick CP	AGP (small sand, football)	Unsecured	21		4	17

PPS Pitch ID	Site Name	Sub Area	Parish	Pitch Type	Security of tenure	Current Capacity Community (total)	Carrying for Use	Current Community Use (all sports)	Capacity balance
A1021	PEATMOOR COMMUNITY PRIMARY SCHOOL	Western	West Swindon CP	AGP (small sand, football)	Unsecured	34		3	31
A1024	ST JOSEPHS CATHOLIC COLLEGE	South West	Central Swindon South CP	AGP (full sand, football and hockey)	Unsecured	34		17	17
A1025	SWINDON ACADEMY	Western	Central Swindon North CP	AGP (full 3G)	Unsecured	34		20	14
A1026	SWINDON SUPERMARINE FOOTBALL CLUB	Blunsdon and Highworth	South Marston CP/Highworth CP	AGP (half 3G)	Secured	34		30	4
Total on <u>unsecure</u> sites						361.5		150	211.5
Total <u>full size unsecure equivalent</u> (assuming small pitches = one third of a large pitch and half a pitch =half of a full size pitch)						251.5		129	122.5
Total on <u>secure</u> sites						340		216	124
Total <u>full size secure 3G only equivalent</u> (assuming small pitches = one third of a large pitch and half a pitch =half of a full size pitch)						132		85	47
Total on <u>unsecure 3G only</u> sites						97.5		72	25.5
Total <u>full size unsecure equivalent</u> (assuming small pitches = one third of a large pitch and half a pitch =half of a full size pitch)						97.5		72	25.5
Total on <u>secure 3G only</u> sites						340		216	124
Total <u>full size secure 3G only equivalent</u> (assuming small pitches = one third of a large pitch and half a pitch =half of a full size pitch)						132		85	47

- 2.138 While figures suggest that there is a reasonably good supply from spare capacity available, much of this is on unsecure sites which cannot be considered as a long term certain part of the supply overall. Other spare capacity tends to be on small pitches which is not always suitable for training for club teams. Much of the spare capacity is likely to be at weekends and at the end of the peak period during weekday evenings which may not be suitable for clubs to use for training.
- 2.139 64% of all AGP carrying capacity which football could use is on unsecure sites. 60% of total demand (use) of AGPs by football and other sports is on unsecure sites. Of the total spare capacity, 72% is on unsecure sites. When looking just at 3G, 58% of supply is on secure sites. 56% of total use of unsecure sites is on 3G, suggesting a significant reliance on sand based surfaces where use is on unsecure sites. All secure sites are 3G surfaces. However, there are no secure full size pitches, either sand based or 3G, the latter acting particularly as a constraint on secure supply for matches to supplement grass provision.

Unmet demand

- 2.140 Playing Pitch Strategy guidance defines 'unmet demand' as follows:

"Current **unmet demand** could be in the form of a team that has currently got access to a pitch for its matches but nowhere to train or vice versa. It could also be from an educational establishment that is currently using an indoor facility because of the lack of access to outdoor pitch provision. Along with a lack of pitches of a particular type being available to the community unmet demand may be due to the poor quality and therefore limited capacity of pitches in the area and/or a lack of provision and ancillary facilities which meet a certain standard of play/league requirement. League secretaries may be aware of some unmet demand as they may have refused applications from teams wishing to enter their competitions due to a lack of pitch provision which in turn is hindering the growth of the league. As it is known to exist any unmet demand recorded should be easily quantifiable e.g. a training session for one team on a weekday evening."

(Paragraph B36, Playing Pitch Strategy Guidance, 2013, Sport England)

- 2.141 During the consultation, a number of clubs stated that they struggle to get time when they need it on an AGP to train, both on 3G and sand based pitches. While figures suggest that there is a substantial amount of capacity on AGPs which could be used by teams, this might not be in the right location, at the right cost which is affordable (particularly to smaller clubs), of the right size (with larger clubs often preferring a full size pitch that they can split into three or four sections to run multiple sessions on a single evening), or on the right day (much of the spare capacity in the peak period is likely to be at weekends when there is less demand for small AGPs and for use of full size sand based pitches for football, given that teams can only train and not play matches on sand based pitches).
- 2.142 Clubs also expressed concerns about the cost of hiring AGPs as being prohibitive. This is often solely in the control of the provider to establish and adjust according to demand, collection of sufficient funds for a sinking fund and enough to ensure a profit. This is particularly the case at unsecure sites which may be operating purely on a commercial basis or other sites where raising funds are not essential to help pay for ongoing maintenance and refurbishment in the long term.
- 2.143 The figure below sets out comments received during consultation relating to use of AGPs by clubs and unmet demand.

Figure F76: Comments from clubs relating to AGPs

Comments
One club suggested that with regard to the overall provision of pitches in Swindon there is a lack of affordable grass roots facilities in Swindon, too many unused adult pitches, too many PFI schools with substandard pitches, not enough AGPs, and that AGPs that are available are always booked and unaffordable, and normally monopolised by own clubs. The club also suggested that this position gives unfair advantage to clubs which own their own facilities which are then able to grow at a fast rate. Clubs without these facilities are unfortunately disappearing.
One club remarked that clubs need better access to good value artificial pitches with the increasing cost of pitch hire meaning that ultimately players will leave the game because their parents cannot afford the costs.
On overall provision of pitches in Swindon one club suggested that there are a lack of pitches and training facilities in west Swindon for youth football. It also said that junior pitches are only really available at schools. A hub site like Beversbrook or Stanley Park is what is needed in Swindon.
On overall provision of pitches in Swindon, one club suggested that pitches (particularly AGPs for training) are too expensive and there are not enough sites for the junior teams. Often with training sites it is a 'free for all' first come first served system, so teams are not guaranteed the same slots for training from one season to the next. Parents are struggling to afford the prices the clubs have to pay for pitches/training sites. It also suggested that more sites should be made available for juniors in Swindon.
One club suggested that an AGP is desperately needed in Highworth due to demand.
One local league representative suggested that there is a particular issue in the west of Swindon with a lack of pitches for games and a lack of training sites. Lydiard Park Academy slots are often full due to use by Swindon Town FC and the cost of hire at the Link Centre is an issue and both are holding back growth in west Swindon.
It is understood that there is a desire to have an AGP in the Ridgeway area.
It is understood that there is a desire to have an artificial training surface pitch for winter training in the Wanborough area to prevent teams having to leave the area for training. One club has suggested that a 3G pitch is needed in Wroughton.
4 schools have suggested that they have a need for some type of artificial pitch.
The school would like an all-weather pitch they can use all year round

Displaced demand

- 2.144 Playing Pitch Strategy guidance defines ‘displaced demand’ as follows:

“Displaced demand generally relates to play by teams or other users of playing pitches from within the study area (i.e. from residents of the study area) which takes place outside the area. It is important to know whether this displaced demand is due to issues with the provision of pitches and ancillary facilities in the study area, just reflective of how the sports are played (e.g. at a central venue for the wider area) or due to the most convenient site for the respective users just falling outside of the LA/study area. It is therefore important to establish:

- What displaced demand exists and why including the amount and type of demand (e.g. a senior match on a natural grass pitch, a junior training session on an AGP);
- Whether those generating the displaced demand would prefer to play within the study area and where.”

(Paragraph B34, Playing Pitch Strategy Guidance, 2013, Sport England)

- 2.145 Consultation did not identify any displaced demand for use of AGPs. However, the proximity of the 3G full size pitch at Gerard Buxton Sports Ground in Royal Wotton Bassett is likely to have an impact on AGP use in the Borough, particularly on the western and southern areas. The lack of any full size 3G pitch in the Borough is also likely to mean that some demand requiring this size of pitch, even for multiple team, single club training may be exported to the Gerard Buxton Sports Ground pitch. No data has been made available, though, which confirms how much play might be exported to this pitch.

Latent Demand

- 2.146 Playing Pitch Strategy guidance defines ‘latent demand’ as follows:

“Whereas unmet demand is known to exist latent demand is demand that evidence suggests may be generated from the current population should they have access to more or better provision. This could include feedback from a sports club who may feel that they could set up and run an additional team if they had access to better provision. Details of the potential amount and type of any latent demand in the study area should be sought.”

(Paragraph B37, Playing Pitch Strategy Guidance, 2013, Sport England)

- 2.147 No club or team stated that it is fully the fault of a lack of AGP or 3G supply which prevents them from fielding teams from existing membership or demand.

Summarising Unmet, Displaced and Latent Demand

- 2.148 In summary, from the identified latent, displaced and unmet demand, it is difficult to quantify demand arising from these sources. However, the understanding drawn from the above comments can be factored in when considering scenarios developed using the consultant’s 3G calculator and when helping to identify where the need and demand for additional full size 3Gs is best going to be met in the Borough. The key issue appears to be that, while there may be some supply available, this is either on the wrong day or time when the team requires it, at the wrong location for a team which needs it to access it or that cost is prohibitive. Increasing the supply of 3G pitches in the right locations could help to reduce costs of supply across the Borough overall, although it must be recognised that new 3G pitches require a significant amount of investment (between £300k and £500k) up-front to develop and a further £25k per annum sinking fund pot (required to ensure that long term refurbishment of the surface is in place). Pitches also need ongoing maintenance which has to be borne by the provider.

Sports Calculator estimates for AGPs

- 2.149 Sport England’s Sports Facility Calculator can provide a snapshot of capacity required for AGPs for a given population. The calculator only provides part of the picture of demand for an area, taking into account only the physical requirements of a given population within the area in question

(albeit in alignment with the area's population age profile) and not taking into account catchments, spatial distribution, participation rates and other factors which influence demand. However, the figures generated by the calculator can be a useful baseline of potential demand. For AGPs, the calculator suggests the following provision of full size AGPs is required for the resident population of the Borough as a whole in 2016. It must be noted that these figures represent provision across AGP playing surfaces and will therefore be a suggested figure for both football and hockey without any sensitivity analysis with regard to the needs of each sport. There are now more accurate calculators identifying more realistic demand for AGPs and these are explored further in this section.

Figure F77: Sports Facility Calculator Estimates for number of AGPs required for resident population

Artificial Grass Pitches	
Artificial Grass Pitches	
Demand adjusted by	0%
Pitches	6.81
vpwpp	5,036
Cost if 3G	£6,102,709
Cost if Sand	£4,802,132

Notes: vpwpp = visits per week in the peak period
Source: Sport England Sports Facilities Calculator, 2016

FUTURE DEMAND (AGPs)

Sites “in the pipeline”, Planned Commitments and Programmes

- 2.150 Sites “in the pipeline” which are relevant to football have been identified in the section above within the context of grass pitch provision and it is worth repeating them here to present them in the context of being potential sites for one or more additional AGPs. The strategy and action plan will set out a number of options to accommodate the required provision outlined in this report.

Figure F78: Sites “in the pipeline”, Planned Commitments and Programmes

Site - Project	Sub area	Sport	Proposed facilities	Indicative time frame	Status and Borough Officer comments
PLANNED DEVELOPMENT – STRATEGIC ALLOCATIONS					
Wichelstowe (Secondary School)	Wroughton and Chiseldon	Hockey, tennis, netball	Full size hockey orientated AGP plus Football orientated MUGA, tennis/netball courts and natural turf pitches with community use and ancillary changing and café area	2018	Developer led
Wichelstowe Middle Wichel LOS	Wroughton and Chiseldon	Football, tennis	3 junior and 1 full size natural turf football pitches, 4 floodlit tennis Courts, and flood lit carpeted training area with associated car parking and pavilion	Trigger likely to not be before 2022	Development Master Plan/draft s106
PLANNED DEVELOPMENT – EXISTING LEISURE / RECREATION GROUND FACILITIES					
County Ground Phase 2	South West	Football, athletics and bowls	Full size floodlit 3G AGP. Multi-sport Club house with office accommodation, toilets, café and changing. Serving football, Athletics and Bowls with community access	2018 onwards	SBC initiative To be managed by sports user body
Moredon Recreation Ground Multi sports Hub	Western	Football, cricket, cycling and croquet	Indicative provision: 4 or 5 natural turf adult football pitches, 2 artificial cricket wickets, full size floodlit 3G AGP, Closed road cycling circuit, croquet lawn. Refurbished/replacement changing and club rooms. This is an updating and modernisation of existing Rec following the closure of the 9 hole par 3 golf course	2018 onwards	SBC initiative – at feasibility stage
Wroughton Recreation Ground	Wroughton & Chiseldon	Football	Outline planning S/16/0766 granted August 2016 subject to conditions principally relating to the proposed AGP Proposals are to update and improve access/parking, extend and update the changing rooms (larger club room) improve drainage of the 3 natural turf football pitches (1No. full size and 2No. under 9's). The major new element as regards pitches is a proposed AGP/MUGA –the detail provided was substandard (hence conditions) and it was unclear what size was proposed. However it is assumed that the intention is for a 60 x40 football orientated training pitch with fencing and flood lighting.	2017/2018?	Parish led
PARISH LED					
Blunsdon	Blunsdon and Highworth	Football?	2 flood lit MUGA's	2016/2017	Feasibility Parish Council initiative
OTHER					
New College	South East	Football	Flood Lit full size 3G Football orientated AGP	2017	Permitted Developer led

Site - Project	Sub area	Sport	Proposed facilities	Indicative time frame	Status and Borough Officer comments
Churchfields Academy	South East	Football	Flood Lit 3G Football orientated MUGA's /5 a side courts. Planning permission granted for 6 x 5 a side courts and 1 x 7v7 AGP	2017	Permitted Subject to Highways Developer led
Warneford High School	Blunsdon and Highworth	Football	Half / full size 3G	2017?	Unknown

Other potential opportunities

- 2.151 There may be other opportunities for new 3G pitches if analysis identifies a need for additional provision. In addition to this there may also be other opportunities on additional or former pitch sites for new or reinstated pitches if analysis identifies a need for additional provision. Sites which could be considered for football include 3 primary school sites, where schools have expressed an interest in hosting an AGP..
- 2.152 Opportunities for additional 3G pitches will need to be considered in light of not only the need to meet identified demand from an agreed 3G scenario or scenarios and strategy approach for the future use of grass pitches later in this report but also on the basis of deliverability, the ability to secure community use, the ability to serve a wide catchment (and perhaps fill a spatial gap in supply) and the need for a 3G pitch to be managed and secured by a provider on-site.

Future Demand Arising from Club Aspirations

- 2.153 Calculations with regard to demand arising from club aspirations have been undertaken for grass pitches and therefore are accounted for in terms of additional supply required where 3Gs could take up some of that demand in the 3G scenarios tested below. However, consultation responses have identified some possible hosts for 3G pitches if required following analysis. These are all aspirational, rather than fully developed plans, but all should be considered with regard to possible avenues of further discussion with providers in the future as part of the strategy and action plan.

Sports Calculator estimates for AGPs

- 2.154 As already noted above, the Sport England Sports Facilities Calculator can be used to understand the space requirement for AGPs for a given resident population. The calculator suggests the following provision of full size AGPs is required for the resident population in 2021. The figures run through the calculator have not been adjusted for demand change.

Figure F79: Sports Facility Calculator Estimates for number of AGPs required for resident population

Artificial Grass Pitches	
Artificial Grass Pitches	
Demand adjusted by	0%
Pitches	7.42
vpwpp	5,488
Cost if 3G	£6,649,901
Cost if Sand	£5,232,709

Notes: vpwpp = visits per week in the peak period
Source: Sport England Sports Facilities Calculator, 2016

- 2.155 The figures must be treated with some caution however, as the calculator does not take into account movement of players between sub areas or demand being satisfied from people coming in to the Borough to se AGPs. It does not differentiate between different surfaces, nor between sports. The Sports Calculator figures seem to undercount the position understood from data gathered locally, the degree of social and pay and play time required for football and hockey and

the support now for competitive football to be played on a 3G surface. The calculator figures should therefore only be considered as a basic minimum of provision.

Testing scenarios for 3G provision

- 2.156 Establishing the current and future likely demand for football pitch provision, both for grass pitches and for 3G AGPs only takes us part of the way towards identifying a solution or range of strategy options which can effectively address the needs and demands of provision.
- 2.157 In order to settle on a realistic plan of action in the period to 2021, scenarios need to be tested to understand what different proportions of provision for grass and 3G AGPs might be most appropriate to provide in the future.
- 2.158 With the FA sanctioning matches as well as training on 3G surfaces and the surface becoming more popular for teams to use for matches due to reliability of quality against flooding and ability to use pitches constantly through the peak period (where the pitch is floodlit), it is necessary to test scenarios to understand how many 3G pitches could accommodate different levels of demand. The FA has identified two scenarios worth testing to establish likely demand as a result of potential future change in the use of 3G pitches which can inform the development of the strategy and action plan. The FA and Borough Council has agreed to use these two scenarios to inform strategy development. It is important to note that these are options at this stage and a number of other factors will help to determine which scenario is most likely to come forward, including viability, retention of grass pitches, change of management from local authority to other bodies' control (such as parish councils) and feasibility.
- 2.159 The scenarios are as follows:
1. All adult, youth and junior teams using local authority managed grass pitches as home pitch for competitive play moving to a full size floodlit 3G to play matches.
 2. All teams playing competitive football having access to a full size floodlit 3G AGP to train on once a week.
- 2.160 Scenario 2 is run both for teams currently playing and also for the projected number of teams estimated by 2021.
- 2.161 Data set out earlier in this report (in the demand section) is used as the basis of the number of teams which need to feature in the two scenarios.
- 2.162 The scenarios are tested on a whole Borough basis and are tested using the consultant's 3G calculator. While the FA has recently developed a model which calculates how many 3G pitches are required for training and for matches, the model has yet to be finalised and is a "beta" version. Differences between the consultant's model and the beta FA version have been discussed and omissions in how the FA model calculates the 3G requirement have been identified. Therefore, as the Fa model has yet to be finalised and corrections are yet to be made, the consultant's model has been used. Discussions with the FA have identified that when the omitted calculations in the FA beta model are corrected, results from both the revised FA model and that which has been developed by the consultant will be aligned.
- 2.163 However, part of the FA model can still be utilised. For training, the model assumes that 1 full size floodlit 3G can accommodate the training needs of 42 teams based on one training session per team per week in the peak period (i.e. a ratio of 1:42).
- 2.164 Details of the findings from running the consultant's model are appended to this report.

Figure F80: Scenario Testing Summaries

Scenario	Model	Number of 3G full size pitches required*		Notes
		Matches	Training	
1. All adult, youth and junior teams using local authority managed grass pitches as home pitch for competitive play moving to a full size floodlit 3G to play matches.	STA	11.5 **	-	The figure is relatively high as there is only traditionally one time slot for Sunday am football to take place. There are 23 adult teams which use a local authority pitch as their home pitch on a Sunday morning. If an additional match could be played by moving the traditional kick-off time the requirement for Sunday capacity would half with the next highest demand being from youth 11v11, requiring almost 7 pitches to accommodate 27 teams.
2a. All <u>current</u> teams playing competitive football having access to a full size floodlit 3G AGP to train on once a week.	FA	-	7	There are 292 teams. Using the ratio of 1 3G required per 42 teams.
	STA	-	6	Figures are established based on the time slots that each team would typically use to train. The difference between the FA ratio result and the consultant figure is that the consultant model discounts 5v5 teams requiring additional training time to matches (on the basis that they will typically either train or play a match in the same time slot). So if the 5v5 teams do not require training time, 6 pitches are the result. If the FA ratio is applied to 292 less the 39 5v5 teams, the total number of pitches required would be 6, the same as the consultant model. The figures include displaced teams wishing to return to the Borough to play.
2b. All <u>current and projected future</u> teams playing competitive football having access to a full size floodlit 3G AGP to train on once a week.	FA	-	9	There are 383 teams (see notes below). Using the ratio of 1 3G required per 42 teams.
	STA	-	7.5	The scenario uses figures estimated above for additional teams and therefore assumes that there are an additional 13 adult men's teams, 2 adult women's, 18 youth 11v11, 11 9v9, 17 7v7 and 30 5v5 teams. This makes the total number of teams by 2021 as 383. The difference between the FA ratio result and the consultant figure is that the consultant model discounts 5v5 teams requiring additional training time to matches (on the basis that they will typically either train or play a match in the same time slot). So if the 5v5 teams do not require training time, 8 pitches are the result. If the FA ratio is applied to 383 less the 69 5v5 teams, the total number of pitches required would be 7.5, the same as the consultant model. The scenario does not include displaced teams wishing to play in the Borough as this is factored in to scenario 2a.

Notes. * rounded up to the nearest half full size pitch. Figure assumes that training takes place midweek evenings and matches at the weekend. Therefore, the sum is not the total of both training and match figures ** this figure would be reduced significantly, to around 7 pitches, if an additional Sunday slot could be accommodated for adult Sunday matches, for example, a first match being played at 9am and a second at 11am.

- 2.165 From the scenarios, it is possible to choose an appropriate option to best fit the issues and deal with problems in current and future supply set out in this assessment. A preferred scenario to take forward also needs to be pragmatic and practical and be deliverable, and needs to respond positively alongside the most appropriate use for grass pitches to 2021. The table below considers each scenario in turn with regard to it being an appropriate solution or not in the Borough given the understood supply, demand and quality issues now and to 2021. However, the preferred scale of proposed 3G provision will depend as much on the number of pitches it requires to be provided as it will the scenario itself.
- 2.166 In all cases, “must have” basic criteria include:
- ▶ all 3G pitches must have a minimum of 34 hours of available community use in the peak period and a formal agreement must be put in place with the provider to guarantee this use for the lifetime of the pitch being in place;
 - ▶ a sink fund must be put in place by the provider;
 - ▶ a maintenance programme must be agreed between the provider, local authority and the FA; and,
 - ▶ the provider must report to the local authority, Sport England and the FA on an annual basis, the state of the sink fund and statement of availability and use during the agreed peak period hours.
- 2.167 Of the three scenarios, delivering 11 or more 3G pitches (identified in scenario 1) would be a major challenge in the period to 2021 given the cost involved and number of sites that would need feasibility and viability work done on them. It also seems unlikely that this number of 3G pitches could be fully sustainable in the long term. However, the scenario does illustrate the scale of the challenge if all local authority grass pitches were to be lost from football supply. With the transition in play to transfer local authority pitch assets to parish councils during 2017, it seems unlikely that all of these pitches transferred would fall into disuse. A recommendation of the assessment and strategy should be that security of future supply transferred away from local authority control and management should be sought as part of the transfer process, if this is not already being done. Further scenario testing could be done at a later stage as transfers take place to understand better the impact of any local pitches being lost from supply.
- 2.168 Scenario 2a suggests that around 6 3G full size pitches are needed to accommodate training demand for all competitive teams and scenario 2b 7.5 when projected additional teams are factored in to calculations. With most training demand being during weekday evenings, this introduces additional capacity for match play to be accommodated over weekends.
- 2.169 This number of pitches suggests the total capacity required to accommodate training for all on 3G. Existing capacity / use for training needs that takes place on secure 3G pitches only need to be discounted from the number of pitches to understand what the additional capacity need is to 2021. There are no secure use sand based pitches used for football, all being unsecure sites. Unsecure use on both 3G and sand based pitches is not discounted as it represents a risk to supply and cannot be guaranteed that it will remain in community use in the long term. The figure below sets out how much capacity is discounted from the total need calculated in the scenario.

Figure F81: Capacity / use to be discounted from scenario 2b

PPS Pitch ID	Site Name	Sub Area	Parish	Pitch Type	Security of tenure	Current Carrying Capacity for Community Use (total)	Current Community Use (all sports)	Estimated use within weekday evening part of peak period (18 hours)	Number of equivalent full size pitch hours that training could account for (based on 18 hours of weekday evening availability in the peak period on a full size pitch, 9 on a half size and 6 on a small pitch)
A1002	CROFT SPORTS CENTRE	South West	South Swindon CP	AGP (half 3G)	Secured	34	28	18	9
A1007	GRANGE LEISURE CENTRE	North East	Stratton St Margaret CP	AGP (half 3G)	Secured	34	18	18	9
A1011	LINK CENTRE	Western	West Swindon CP	AGP (small 3G)	Secured	34	20	18	6
A1012	LINK CENTRE	Western	West Swindon CP	AGP (small 3G)	Secured	34	20	18	6
A1013	LINK CENTRE	Western	West Swindon CP	AGP (small 3G)	Secured	34	20	18	6
A1015	OASIS LEISURE CENTRE (SWINDON)	Western	Central Swindon North CP	AGP (small 3G)	Secured	34	20	18	6
A1016	OASIS LEISURE CENTRE (SWINDON)	Western	Central Swindon North CP	AGP (small 3G)	Secured	34	20	18	6
A1017	OASIS LEISURE CENTRE (SWINDON)	Western	Central Swindon North CP	AGP (small 3G)	Secured	34	20	18	6
A1018	OASIS LEISURE CENTRE (SWINDON)	Western	Central Swindon North CP	AGP (small 3G)	Secured	34	20	18	6
A1026	SWINDON SUPERMARINE FOOTBALL CLUB	Blunsdon and Highworth	South Marston CP/Highworth CP	AGP (half 3G)	Secured	34	30	14.5*	7
Total on secure 3G only sites						340	216	180	-
Total full size secure 3G only equivalent (assuming small pitches = one third of a large pitch and half a pitch =half of a full size pitch)						132	85	-	67

Notes: * peak period less 3.5 hours used on Monday evening for Swindome SSF League (small-sided matches, not training).

- 2.170 Based on the figures in the table above, approximately 67 hours of full size pitch equivalent use is currently taking place during weekday evenings. If it is assumed that around 10% of this time is likely to be for casual bookings rather than for training, training is likely to take up an equivalent of **60 hours**. Dividing this by 18 hours of availability on a single full size pitch for training, this suggests that 3.3 full size pitches would be needed to accommodate current training on small and half size 3G pitches. Discounting this from the figure of 7.5 full size pitches established in scenario 2b gives an additional need for 4.2 3G pitches to accommodate training for all competitive teams training once a week on weekday evenings to 2021. To allow for headroom in demand from casual and some transfer of existing demand on sand based pitches for small-sided matches, 5 additional secure 3G pitches could be the target additional provision to 2021. The scenario allows for the transfer of training on sand based unsecure pitches to 3G. However, with unknowns surrounding how much training would transfer from sand based provision to 3G pitches, particularly with regards to concerns raised about cost of hiring pitches, 4 additional 3G pitches may be a more pragmatic target to adopt to 2021.
- 2.171 If traditional time slots are observed for matches, each additional full size 3G pitch could accommodate 16 x 5v5 teams, 4 x 7v7, 4 x 9v9, 4 x youth 11v11 / Ladies 11v11, 4 x adult Sat and 2 x adult Sun teams (see appendix for detailed figures). Based on 4 additional full size pitches, this additional weekend capacity for matches could accommodate 64 x 5v5 teams, 16 x 7v7, 16 x 9v9, 8 x youth 11v11 / Ladies 11v11, 16 x adult Sat and 8 x adult Sun teams. The figure below sets out how this would affect provision for matches on grass.

Figure F82: Comparing the Number of Teams projected by 2021 and provision on 3G and grass pitches

	Mini 5v5	Mini 7v7	Youth 9v9	Youth 11v11 and Ladies	Adult 11v11 (Sat)	Adult 11v11 (Sun)
Teams by 2021	69	66	54	98	29	63
Teams which could utilise 4 3G pitch capacity for matches on Saturday and Sunday	64	16	16	8	16	8
Number of teams which would require or remain on grass pitches	5	50	38	90	13	55
Match equivalents on size pitch needed for remaining teams on grass pitches	2.5	25	19	45	6.5	27.5
Number of pitches (good quality) of <u>specific size to accommodate play</u> (rounded up to nearest number of pitches)	1	5	5	15	3	10
Number of <u>full size</u> pitch equivalents (good quality) to accommodate play (rounded up to nearest number of pitches)	0.25	2.5	5*	15	3	10
Total number of full size pitch equivalents (good quality) to accommodate play (rounded up to nearest number of pitches)	36 (or a carrying capacity of 108 full size match equivalents)					

Notes: * assumes 1 9v9 pitch can be accommodate comfortably on existing grass full size pitch as not all full size pitches are likely to have sufficient room to accommodate two 9v9 pitches.

- 2.172 This figure can be compared to the current grass pitch supply carrying capacity (which relates to varying quality ratings for pitches, rather than just “good”) to see what direction the strategy might need to take with regard to grass provision if the 3G scenario 2b is followed. The table below sets out the carrying capacities of the current supply of secure pitches with secure local authority pitches highlighted, as it is these pitches (at the current time) over which greater control

is held on future use as pitches or retaining purely as greenspace or other outdoor leisure uses. However, the impact of the transfer of local authority controlled pitch and facility assets to parish councils on supply of capacity, including their potential to become unsecure sites and / or be lost to other leisure uses. At the time of drafting, it is understood that the following sites would be the most likely to be transferred: Mannington Recreation Ground, Penhill Recreation Ground, Shrewsbury Road, Southbrook Recreation Ground and Pembroke Gardens. However, we understand that Shadow Parish Councils for the new parishes have not wanted to confirm the pitches to be transferred, with decisions on sites to be transferred (or not) being subject to forthcoming Parish Council decision making processes.

Figure F83: Current carrying capacity on secure use pitches (SBC owned and managed highlighted)

PPS Pitch ID	Site Name	Sub Area	Parish	Pitch Type	Agreed Current Carrying Capacity
F1190	COLESHILL SPORTS GROUND	Blunsdon and Highworth	Highworth CP	Adult Football	1
F1031	FERNDALE YOUTH AND COMMUNITY CENTRE	Western	Central Swindon North CP	Adult Football	1
F1081	MANNINGTON REC	Western	Central Swindon North CP	Adult Football	1
F1083	MANNINGTON REC	Western	Central Swindon North CP	Adult Football	1
F1001s	BLUNSDON RECREATION GROUND	Blunsdon and Highworth	Blunsdon CP	Adult Football	2
F1120	PENHILL RECREATION GROUND	North East	Central Swindon North CP	Adult Football	2
F1122	PENHILL RECREATION GROUND	North East	Central Swindon North CP	Adult Football	2
F1123	PENHILL RECREATION GROUND	North East	Central Swindon North CP	Adult Football	2
F1148	SOUTHBROOK RECREATION	North East	Central Swindon North CP	Adult Football	2
F1149	SOUTHBROOK RECREATION	North East	Central Swindon North CP	Adult Football	2
F1145	SOUTH MARSTON VILLAGE RECREATION GROUND	North East	South Marston CP	Adult Football	2
F1091	MEADOWCROFT RECREATION GROUND	North East	Stratton St Margaret CP	Adult Football	2
F1104	NALGO SPORTS PITCH	North East	Stratton St Margaret CP	Adult Football	2
F1105	NALGO SPORTS PITCH	North East	Stratton St Margaret CP	Adult Football	2
F1048s	HOOPERS FIELD	Ridgeway	Wanborough CP	Adult Football	2
F1141	SHREWSBURY ROAD	South East	Central Swindon South CP	Adult Football	2
F1142	SHREWSBURY ROAD	South East	Central Swindon South CP	Adult Football	2
F1143	SHREWSBURY ROAD	South East	Central Swindon South CP	Adult Football	2
F1144	SHREWSBURY ROAD	South East	Central Swindon South CP	Adult Football	2
F1079	MANNINGTON REC	Western	Central Swindon North CP	Adult Football	2
F1080	MANNINGTON REC	Western	Central Swindon North CP	Adult Football	2
F1082	MANNINGTON REC	Western	Central Swindon North CP	Adult Football	2
F1096	MOREDON PLAYING FIELDS	Western	Central Swindon North CP	Adult Football	2

PPS Pitch ID	Site Name	Sub Area	Parish	Pitch Type	Agreed Current Carrying Capacity
F1097	MOREDON PLAYING FIELDS	Western	Central Swindon North CP	Adult Football	2
F1098	MOREDON PLAYING FIELDS	Western	Central Swindon North CP	Adult Football	2
F1099	MOREDON PLAYING FIELDS	Western	Central Swindon North CP	Adult Football	2
F1117	PEMBROKE GARDENS RECREATION GROUND	Western	Central Swindon North CP	Adult Football	2
F1118	PEMBROKE GARDENS RECREATION GROUND	Western	Central Swindon North CP	Adult Football	2
F1009	CHISELDON RECREATION GROUND	Wroughton and Chiseldon	Chiseldon CP	Adult Football	2
F1175s	THE ELMS RECREATION GROUND	Blunsdon and Highworth	Highworth CP	Adult Football	3
F1169	SWINDON SUPERMARINE FOOTBALL CLUB	Blunsdon and Highworth	South Marston CP/Highworth CP (sits on border_	Adult Football	3
F1121	PENHILL RECREATION GROUND	North East	Central Swindon North CP	Adult Football	3
F1124	PENHILL RECREATION GROUND	North East	Central Swindon North CP	Adult Football	3
F1016	CROFT SPORTS CENTRE	South West	South Swindon CP	Adult Football	3
F1017	CROFT SPORTS CENTRE	South West	South Swindon CP	Adult Football	3
F1186	WEIR FIELD	Wroughton and Chiseldon	Wroughton CP	Adult Football	3
F1034	FERNDALE YOUTH AND COMMUNITY CENTRE	Western	Central Swindon North CP	Mini Soccer 5v5	2
F1088	MAUNSELL WAY	Wroughton and Chiseldon	Wroughton CP	Mini Soccer 5v5	2
F1003s	BLUNSDON RECREATION GROUND	Blunsdon and Highworth	Blunsdon CP	Mini Soccer 5v5	4
F1179	THE ELMS RECREATION GROUND	Blunsdon and Highworth	Highworth CP	Mini Soccer 5v5	4
F1180	THE ELMS RECREATION GROUND	Blunsdon and Highworth	Highworth CP	Mini Soccer 5v5	4
F1094	MEADOWCROFT RECREATION GROUND	North East	Stratton St Margaret CP	Mini Soccer 5v5	4

PPS Pitch ID	Site Name	Sub Area	Parish	Pitch Type	Agreed Current Carrying Capacity
F1011	CHISELDON RECREATION GROUND	Wroughton and Chiseldon	Chiseldon CP	Mini Soccer 5v5	4
F1087	MAUNSELL WAY	Wroughton and Chiseldon	Wroughton CP	Mini Soccer 5v5	4
F1191	COLESHILL SPORTS GROUND	Blunsdon and Highworth	Highworth CP	Mini Soccer 7v7	2
F1033	FERNDAL YOUTH AND COMMUNITY CENTRE	Western	Central Swindon North CP	Mini Soccer 7v7	2
F1002s	BLUNSDON RECREATION GROUND	Blunsdon and Highworth	Blunsdon CP	Mini Soccer 7v7	4
F1181	THE ELMS RECREATION GROUND	Blunsdon and Highworth	Highworth CP	Mini Soccer 7v7	4
F1192	SWINDON SUPERMARINE YOUTH FOOTBALL CLUB	Blunsdon and Highworth	South Marston CP/Highworth CP	Mini Soccer 7v7	4
F1150	SOUTHBROOK RECREATION GROUND	North East	Central Swindon North CP	Mini Soccer 7v7	4
F1147	SOUTH MARSTON VILLAGE RECREATION GROUND	North East	South Marston CP	Mini Soccer 7v7	4
F1093	MEADOWCROFT RECREATION GROUND	North East	Stratton St Margaret CP	Mini Soccer 7v7	4
F1106	NALGO SPORTS PITCH	North East	Stratton St Margaret CP	Mini Soccer 7v7	4
F1185	WANBOROUGH RECREATION GROUND	Ridgeway	Wanborough CP	Mini Soccer 7v7	4
F1020	CROFT SPORTS CENTRE	South West	South Swindon CP	Mini Soccer 7v7	6
F1021	CROFT SPORTS CENTRE	South West	South Swindon CP	Mini Soccer 7v7	6
F1108	NORTH WROUGHTON	Wroughton and Chiseldon	Wroughton CP	Mini Soccer 7v7	6
F1032	FERNDAL YOUTH AND COMMUNITY CENTRE	Western	Central Swindon North CP	Youth Football 11v11	1
F1177	THE ELMS RECREATION GROUND	Blunsdon and Highworth	Highworth CP	Youth Football 11v11	2
F1170	SWINDON SUPERMARINE YOUTH FOOTBALL CLUB	Blunsdon and Highworth	South Marston CP/Highworth CP (sits on border_	Youth Football 11v11	2

PPS Pitch ID	Site Name	Sub Area	Parish	Pitch Type	Agreed Current Carrying Capacity
F1146	SOUTH MARSTON VILLAGE RECREATION GROUND	North East	South Marston CP	Youth Football 11v11	2
F1038	GRANGE LEISURE CENTRE	North East	Stratton St Margaret CP	Youth Football 11v11	2
F1049s	HOOPERS FIELD	Ridgeway	Wanborough CP	Youth Football 11v11	2
F1176s	THE ELMS RECREATION GROUND	Blunsdon and Highworth	Highworth CP	Youth Football 9v9	2
F1178	THE ELMS RECREATION GROUND	Blunsdon and Highworth	Highworth CP	Youth Football 9v9	2
F1171	SWINDON SUPERMARINE YOUTH FOOTBALL CLUB	Blunsdon and Highworth	South Marston CP/Highworth CP (sits on border_	Youth Football 9v9	2
F1092	MEADOWCROFT RECREATION GROUND	North East	Stratton St Margaret CP	Youth Football 9v9	2
F1183	TRENT ROAD FIELD	Northern	Haydon Wick CP	Youth Football 9v9	2
F1064	LIDDINGTON RECREATION GROUND	Ridgeway	Liddington CP	Youth Football 9v9	2
F1018s	CROFT SPORTS CENTRE	South West	South Swindon CP	Youth Football 9v9	2
F1019	CROFT SPORTS CENTRE	South West	South Swindon CP	Youth Football 9v9	2
F1010	CHISELDON RECREATION GROUND	Wroughton and Chiseldon	Chiseldon CP	Youth Football 9v9	2

2.173 In summary, the current carrying capacities for all types of pitch are as follows.

Figure F84: Summary of Current carrying capacity on secure use pitches

Sub Area	Pitch Type	Combined Agreed Current Carrying Capacity (match equivalents)		
		(by sub area)	(for Borough by pitch type)	(full size equivalent)
Western	Mini Soccer 5v5	2	28	7
Wroughton and Chiseldon	Mini Soccer 5v5	2		
Blunsdon and Highworth	Mini Soccer 5v5	12		
North East	Mini Soccer 5v5	4		
Wroughton and Chiseldon	Mini Soccer 5v5	8		
Blunsdon and Highworth	Mini Soccer 7v7	14	54	27
Western	Mini Soccer 7v7	2		
North East	Mini Soccer 7v7	16		
Ridgeway	Mini Soccer 7v7	4		
South West	Mini Soccer 7v7	12		
Wroughton and Chiseldon	Mini Soccer 7v7	6		
Blunsdon and Highworth	Youth Football 9v9	6	18	18
North East	Youth Football 9v9	2		
Northern	Youth Football 9v9	2		
Ridgeway	Youth Football 9v9	2		
South West	Youth Football 9v9	4		
Wroughton and Chiseldon	Youth Football 9v9	2		
Western	Youth Football 11v11	1	11	11
Blunsdon and Highworth	Youth Football 11v11	4		
North East	Youth Football 11v11	4		
Ridgeway	Youth Football 11v11	2		
Blunsdon and Highworth	Adult Football	9	75	75
Western	Adult Football	21		
North East	Adult Football	24		
Ridgeway	Adult Football	2		
South East	Adult Football	8		
Wroughton and Chiseldon	Adult Football	5		
South West	Adult Football	6		
Total				138

2.174 The figure above of 96 full size match equivalents required per week to accommodate play on grass (i.e. the residual requirement after play on additional 3G is taken into account) would suggest that some alternative re-use for sport, leisure and recreation or replacement of existing grass pitches could be carried out if scenario 2b is followed and the additional 3G capacity is introduced. The total number of match equivalents on secure pitches equates to 138, meaning that, notionally, 30 match equivalent sessions would be the spare capacity if scenario 2b is followed (an equivalent to 10 good quality or 15 standard quality full size grass pitches).

2.175 If the pitches currently under local authority control are summed, they have a total carrying capacity of full size match equivalents, as shown in the figure below.

Figure F85: Summary of Current carrying capacity on (currently) local authority controlled secure use pitches

Sub Area	Pitch Type	Combined Agreed Current Carrying Capacity (match equivalents)		
		(by sub area)	(for Borough by pitch type)	(full size equivalent)
Western	Mini Soccer 5v5	2	10	2.5
Wroughton and Chiseldon	Mini Soccer 5v5	0		
Blunsdon and Highworth	Mini Soccer 5v5	8		
North East	Mini Soccer 5v5	0		
Wroughton and Chiseldon	Mini Soccer 5v5	0		
Blunsdon and Highworth	Mini Soccer 7v7	4	26	13
Western	Mini Soccer 7v7	2		
North East	Mini Soccer 7v7	8		
Ridgeway	Mini Soccer 7v7	0		
South West	Mini Soccer 7v7	12		
Wroughton and Chiseldon	Mini Soccer 7v7	0		
Blunsdon and Highworth	Youth Football 9v9	4	8	8
North East	Youth Football 9v9	0		
Northern	Youth Football 9v9	0		
Ridgeway	Youth Football 9v9	0		
South West	Youth Football 9v9	4		
Wroughton and Chiseldon	Youth Football 9v9	0		
Western	Youth Football 11v11	1	3	3
Blunsdon and Highworth	Youth Football 11v11	2		
North East	Youth Football 11v11	0		
Ridgeway	Youth Football 11v11	0		
Blunsdon and Highworth	Adult Football	3	60	60
Western	Adult Football	21		
North East	Adult Football	20		
Ridgeway	Adult Football	0		
South East	Adult Football	8		
Wroughton and Chiseldon	Adult Football	2		
South West	Adult Football	6		
			Total	86.5

- 2.176 Of the 138 full size match equivalents of carrying capacity accommodated by secure use pitches, 86.5 of this capacity is accommodated on current local authority controlled pitches. An equivalent of 74.5 match equivalents are played on the currently local authority controlled pitches highlighted above, leaving a notional spare capacity on these pitches of 12 match equivalents (or 4 good quality adult pitches or 6 standard quality pitches).
- 2.177 Various scenarios relating to specific actions for pitches and pitch sites could be explored knowing what the residual amount of capacity is required on grass pitches if scenario 2b is followed.
- 2.178 However, with the future of some current secure local authority controlled pitches uncertain, given the transfer of SBC run pitches to Parish Councils during 2017, the certainty with which pitches are categorised as secure could be in doubt for some pitches. At the time of drafting this report, it remains uncertain whether all pitches will remain as secure use pitches or indeed as formal playing pitches in the long term. Therefore, the notional spare capacity is, at the current

time, exactly that and cannot be assumed with any certainty that it is surplus to demand. It would only take, for example, around half of current local authority controlled capacity of 86.5 match equivalents to be either lost from supply or reduced to unsecure use for the notional spare capacity of 30 match equivalents on secure sites to be lost. With this uncertainty, it is difficult to establish accurately whether any pitches would be surplus to demand during the strategy period. However, with almost all secure community use pitches currently being used for matches (with the 2 x adult pitches at Pembroke Gardens and the 1 x 7v7 pitch at Coleshill being the exceptions), any spare capacity on those pitches will mean that the pitch is not surplus to requirements.

- 2.179 A further issue affecting how much *real* spare capacity there could be if scenario 2b is followed is the limited time period that the strategy will cover. The strategy will cover the short-term period to 2021. However, there is identified growth in the adopted Local Plan to 2026 and so any spare capacity identified should be considered “capacity headroom”, at least until the implications of post 2021 growth are understood, to either 2026, or beyond to the end of the next Local Plan strategy period (when this period is confirmed). It would be irrational to dispose of or seek alternative use for notional spare grass pitch capacity during this strategy’s time period to 2021 when all of this capacity and possibly additional capacity may be required in the longer term.
- 2.180 In order to ensure that the 3G scenario 2b is deliverable and accurately reflects demand “on the ground” it is recommended that the provision of additional 3G pitches is made in a managed and phased way which will also, in turn, help to ensure that they are deliverable and do not over-provide additional capacity (and replacement capacity for sand based AGP use) too soon during the strategy period. Should demand not be forthcoming from anticipated calculations in this assessment, it also allows delivery to be adjusted accordingly.

Role of Multi-Pitch and Hub Sites

- 2.181 The role of multi-pitch is becoming increasingly important in the changing landscape of pitch and facility provision. Sites with a number of pitches located on them (commonly known as “hub sites”) present significant advantages over dispersed single pitch sites. These can include: the replacement of older pitch stock bringing about improvements in quality and also the alternative re-use for sport, leisure and recreation of recreational ground and public park sites by freeing up greenspace for other leisure, recreational or alternative sports activities; reducing conflict between shared uses on recreational ground and park sites; reduced costs in providing and maintaining ancillary facilities in the long-term on a single rather than multiple sites allowing economies of scale to be realised with regard to management and maintenance costs; it is easier to secure a single site for community use than many; and, enabling larger clubs to have training for many teams on the same evening, thereby making best use of limited volunteer time to coach and run training sessions. Hub sites will typically be provided with 4 or more full size grass pitch equivalents⁸, can include 3G provision with floodlighting and can also cater for other sports⁹. While they will have a larger land area footprint than multiple single sites, with opportunities in the Borough not constrained to small sites within the urban area, these are opportunities that should be seriously considered in the strategy.

⁸ Considered usually to be the minimum critical mass to ensure viability of changing and parking facilities.

⁹ Examples close to Swindon include: Beaversbrook, Calne (<http://www.beversbrooksportsfacility.co.uk/>) and Stanley Park, Chippenham (<http://www.chippenham.gov.uk/stanley-park/>).

FOOTBALL ASSESSMENT CONCLUSIONS

Summary

- 2.182 Football has traditionally been played on grass pitches and the majority of matches seem likely to continue to do so in the short to medium term of the strategy period at least. Grass pitches carry an on-going maintenance cost and there are other pressures such as ensuring their quality in public areas, for example, keeping them free of litter, 'dog mess' and vandalism. Particularly poor, wet weather in recent winters has also led to cancellation of many matches and as a result of this and improving technology, the Football Association (FA) supports competitive play for amateur leagues on compliant artificial surface 3G pitches, although these have their own pressures such as the capital investment needed to construct them, ongoing maintenance and the need for a sinking fund to set aside funding for future refurbishment. There remains a significant role for grass pitches in accommodating the large number of teams and age groups wanting to play and will likely remain the key supply for play for the foreseeable future.
- 2.183 The presence of grass pitches which can be protected where their use is justified by demand also helps to protect open space. Teams also train on sand based AGPs due to the lack of supply of 3G pitches. This does, however, introduce pressures on use of sand-based full size AGPs as it is the surface used by the hockey clubs to train and play matches on. Clubs also supplement their outdoor training with use of indoor sports halls during winter where available and cost effective.

Grass Pitches

- 2.184 In Swindon in the 2015/16 season there were 74 affiliated clubs with a total of 292 teams of which 74 (25%) are adult teams, 130 (45%) are youth teams (U11-U18) and 88 (30%) are Mini-Soccer (U5-U10) teams.
- 2.185 There are 170 grass pitches in the Borough, 71 of which have secure community use and 52 of which are unsecure community use. The remainder are in owner / provider (or private) use. Of the pitches with secure community use, there are 8 x 5v5, 12 x 7v7, 9 x 9v9, 6 x 11v11 (youth) and 36 x 11v11 (adult) pitches. For unsecure pitches the figures are 5 x 5v5, 15 x 7v7, 11 x 9v9, 7 x 11v11 (youth) and 11 x 11v11 (adult) pitches. Of those with no community access at present, 10, predominantly school sites have indicated that they would be interested in opening up the site for football, although many of these are on the basis of if funding can be found for them to host an AGP. There are 8 secure sites which share use with another sport and 12 unsecure sites in the same position.
- 2.186 Of the 71 grass pitches with have secure use for the community, 44 are under Borough Council control. The Borough Council is currently (at the time of drafting) going through a process of seeking transfer of many of its playing pitches to control of parish councils, some of which will be newly constituted in spring 2017 in previously unparished parts of the Borough. There is yet no certainty that when these sites are transferred that they will continue to be sites for pitches in the short, medium or long-term. For the purposes of this assessment, the current position in relation to pitch ownership and management and security of tenure has to be assumed. However, it must be noted that the position of security of tenure on some pitches may change in the strategy period to 2021.
- 2.187 Pitches were assessed for quality based on a set of criteria tests set by the FA and Sport England and set out in the PPS guidance. These quality ratings were verified by the FA / WFA to ensure that the audit matched season-long quality in broad terms. Only a handful of pitches on 2 sites with community use were rated as "poor". These were at Mannington Recreation Ground (2 x adult pitches) and Maunsell Way (1 x 5v5 pitch). The majority of pitches with community use rated at "standard", with 30 rated as "good".
- 2.188 Spatially, there is a good distribution of grass pitches across sub-areas relative to population, although there is a noticeable gap in the southern part of the northern sub-area and a concentration of pitches in the western part of the north east sub-area and eastern part of the western sub-area.

- 2.189 A significant number of pitches suffer from a high number of cancellations due to wet weather / waterlogging of the pitch and improved drainage could increase reliability. Sites such as Lydiard Park, Ferndale, Isambard, Meadowcroft, The Elms and Supermarine Youth FC have all had a high number of cancellations, usually due to wet weather.
- 2.190 The vast majority of grass pitches have no floodlighting and the greatest amount of use is over the weekends for matches, with few being used for weekday evening training due to a lack of floodlighting. However, the provision of floodlighting, while increasing the opportunity to use a grass pitch, can lead to the quality of the pitch being compromised and pitches with floodlighting, usually in place at higher tier football club grounds with teams playing a better standard than most teams, are commonly protected from over-use by clubs. The FA would be unlikely to support funding bids for floodlighting at grass pitches where teams are not playing to a high standard and so it is unlikely to be an option for most grass pitches.
- 2.191 There is currently a supply (carrying capacity) on secure community use grass pitches of 80 match equivalents per week on mini (5v5 and 7v7) pitches, 28 match equivalents on youth (9v9) pitches and 82 on youth and adult (11v11) pitches; and, on unsecure community use pitches 84 match equivalents per week on mini (5v5 and 7v7) pitches, 33 match equivalents on youth (9v9) pitches and 33 on youth and adult (11v11) pitches. Comparing the carrying capacity of grass pitches with actual use on pitches with secure community access, only 10 are considered as being over-used for the amount of play that their quality rating suggests is appropriate (adult 11v11s at Ferndale Youth and Community Centre, The Elms Recreation Ground, Coleshill Sports Ground, South Marston Recreation Ground, Meadowcroft Recreation Ground; youth 11v11s at Ferndale Youth and Community Centre, The Elms Recreation Ground, Supermarine FC; and, 7v7s at Meadowcroft Recreation Ground (2)). Unsecure pitches at Isambard School, Swindon Academy (youth 11v11); and, Lydiard Park (9v9) are also considered as being over-used. The vast majority of pitches therefore, have some spare capacity for additional use at the current time. For each sub area, when supply / demand balance is totalled and figures for smaller pitches are converted to full size equivalents, the following picture of balance is revealed. All sub areas have some spare capacity which could be utilised subject to appropriate pitch sizes and time and day of use for matches meeting available demand.

Area	Full Size Pitch equivalents	
	Secure	Unsecure
Blunsdon & Highworth	1.5	0.5
Northern	0.5	1
North East	2.5	7.5
Western	3.5	4.5
South East	1.5	0.5
South West	3	3
Ridgeway ¹⁰	1	0.5
Wroughton & Chiseldon	2.5	2.5
Borough	17	14.5

- 2.192 It is understood from consultation responses and discussion with Borough Council officers and the FA / WFA that there has been a decline in the use of local authority pitches in recent years, due to subsidies being withdrawn and the offer of provision not being what clubs expect. This has led to reducing demand and therefore increasing capacity on local authority pitches and increased use of unsecure pitches, which, while may an acceptable solution in the short term, with no formal community use agreements in place with many providers, this transfer and degree of use on unsecure sites poses a risk to continuity and certainty of supply. A number of clubs expressed concerns about dog fouling issues and clubs (particularly with mini, junior and youth teams) will tend to move away from using such pitches if they are able to do so.

¹⁰ During consultation on the draft strategy, an additional (junior, secure community use) pitch was identified at Church Meadow, Wanborough. While not in use at the time of pitch audits, it is being used during the 2017/18 season. Therefore, depending on the amount of use and quality of this pitch there may be a small amount of additional spare, or less, capacity (figuratively, and only a fraction of a full size pitch equivalent) within the sub area. Data has not been adjusted to protect the integrity of the data, collected in 2016.

- 2.193 Current levels of use suggest there *may* be opportunities to rationalise or repurpose some current pitches to create either pitch space for other sports or return solely to leisure / recreation use where the capacity provided by the pitch is replaced at a better quality site. However, this action would depend upon the balance of provision likely to be provided by 3G, the potential role of high quality multi-pitch hub sites and potential capacity it may release from grass pitches. This will be considered as the strategy is developed following consideration of the draft assessment report by the PPS Steering Group. There are also a number of pitches which are no longer used but which could play a role in future supply, depending on the solution developed for the strategy.
- 2.194 Projections indicate that there could be an additional 110 teams across all age groups generated from latent, displaced, unmet and aspirational demand by 2021 (although 6 of these will be demand for small sided games). Translating this to demand for grass pitches for matches only (i.e. assuming that training would be held on an AGP), capacity provided by 16.5 standard quality or 14 good quality pitches would be required. This is without any of this demand being accommodated on 3G full size pitches.
- 2.195 Projecting demand forward from growth in teams, and also assuming use of spare capacity on secure pitches and seeking to move play at unsecure sites to secure sites, this figure changes to an equivalent of an additional 12.5 full size pitches needed by 2021 to accommodate growth in team numbers in the Borough. Again, this figure is for match play only and does not take account of the potential provision that 3Gs could provide.
- 2.196 There are a number of sites for additional new grass pitches in the pipeline and as identified earlier in the assessment, these could provide capacity of up to 5+ full size grass pitch equivalents or 15+ match equivalents if pitches are provided to a “good” quality (based on indications of provision at Tadpole Farm, Tadpole School, St Luke’s School (former Headlands School site) and Holy Cross Catholic School). These figures for supply and demand on grass pitches will need to be considered alongside the 3G scenario 2b and its delivery.

Artificial Grass Pitches

- 2.197 AGPs can provide a secure and high quality surface on which to play football (and hockey and rugby (where they meet the World Cup 22 standard¹¹). Hockey is played on sand and water filled pitches with a 25mm pile and the AGPs are used for both matches and training. For football, in recent years, the popularity of AGPs has increased with most informal play (5, 6 and 7-a-side in particular) and some training taking place on AGPs. Some teams will train on sand based AGPs. However, the preference for football use is for 3G pitches which meet the performance standard of FIFA Quality 132 accreditation, which cannot be used for hockey, whereas such surfaces can be shared with rugby where the 3G is sufficiently sprung and meet the World Cup 22 standard. 3G pitches can now host competitive football matches given recent advances in surface improvement and the obvious advantages in quality and reliability, and therefore playing capacity, over traditional grass pitches which require much more maintenance and where bad weather can result in high numbers of match cancellations during a season and fixture congestion in the latter part of the season.
- 2.198 There are 10 secure use 3G pitches in the Borough, although none are full size. There are 3 full size 3G pitches but these are unsecured community use and therefore pose a risk into the future in terms of relying on them as a key part of supply. These pitches are supplemented by sand based pitches, 7 of which are small and 3 of which are full size (all 3 of which see some use by hockey teams). There are 4 small sand AGPs not in community use. Currently, only the 3G pitches at Croft (secure half size) and Kingsdown (unsecure full size) meet the standards required to be on the FA Football Turf Pitch Register (<http://3g.thefa.me.uk/>). The quality of all AGPs with community use was rated either as “standard” or “good”, apart from the notable exception of Isambard School’s sand based AGP which was rated as “poor”. The surface is considered to be slippery and does not drain well due to poor maintenance, although this is principally a concern for hockey teams which have a smaller supply of sites on which to play than football.

¹¹ World Cup 22 relates to the standard required of artificial turf for rugby. See http://www.irb.com/mm/document/lawsregs/regulations/04/21/57/42157_pdf.pdf for the full regulation.

- 2.199 Some clubs said that the cost of hiring an AGP can dissuade teams, particularly within the younger age groups, from booking AGP time. This can be a bigger issue in the winter months when charges for floodlighting are sometimes in addition to the cost of hiring the pitch. However, while cost is an understandable concern for some clubs, it should be noted that AGPs are expensive to build, run (for example high energy costs for floodlighting) and maintain properly¹² and so a balance has to be struck between providing good quality surfaces and the need to charge appropriately.
- 2.200 17 clubs are known to use 14 AGPs for training, both 3G and sand based pitches, 4 of which are on secure sites (Supermarine Swindome (indoor), Grange Leisure Centre, Croft Sports Centre and Dorcan) and the remainder on unsecure sites. There is a significant amount of play on AGPs from small sided leagues, which is a growing part of the game with 6 small-sided game leagues operating in the Borough. Small sided leagues play at a combination of Swindon Academy (3G), St Joseph's School (sand), Swindome (indoor 3G), Dorcan (sand) and Abbeymeads School (sand), with 86 teams playing in these venues. Some locally affiliated small-sided leagues play at an indoor venue (with multiple surface types) in Bramble Road, amounting to 58 additional teams. With regard to the amount of play on sites, taking into account use of sand based pitches by other sports, there is spare capacity during the peak period of 211 hours on unsecure sites (a combination of sand and 3G surfaces) of which 25 hours is on unsecure 3G pitches and spare capacity of 124 hours on secure 3G sites. Translating this to full size equivalents (given that small pitches are one third a full size and half pitches half a full size pitch), there are 25 hours of availability on unsecure 3G pitches and 47 hours equivalent on secure 3G pitches. There is always going to be a degree of spare capacity on small 3G pitches at weekends with their size meaning that they cannot accommodate teams playing most age group formats. Some use of half size pitches is made at weekends by clubs. Full size and smaller size artificial pitches also see a dip in use, usually on Friday evenings when teams do not wish to train. While figures suggest that there is a reasonably good supply from spare capacity available, much of this is on unsecure sites which cannot be considered as a long term certain part of the supply overall. Other spare capacity tends to be on small pitches which is not always suitable for training for club teams. As noted above, cost was also raised as a concern and reason for some clubs not utilising AGPs which may also explain some of the spare capacity, as will location in relation to teams which do not already use AGPs but would wish to do so near to their club and players' base. The key issue remains, however, that there are no secure 3G pitches in the Borough which could host competitive matches at weekends (and evenings) and only one unsecure pitch which is on the FA Register which could do so (but at risk).
- 2.201 When all catchment areas of both unsecure and secure, sand and 3G pitches with community use are combined, there is good coverage across the Borough. Removing sand AGPs from this picture leaves areas in the south and south east of the Borough without good access to a 3G pitch. However, when restricting catchments to secure 3G sites, these areas plus large parts of the rest of the Borough are without good access to 3G pitches. The most noticeable gap in supply is the lack of any full size secure 3G pitches.
- 2.202 There are a number of sites in the pipeline which could provide full size 3G pitch capacity in the strategy period to 2021. These are at the County ground (phase 2), Moredon Recreation Ground redevelopment, and New College. In addition, there are known other plans for small 3Gs at Churchfields Academy (6 x 5v5 + 1 x 7v7), at Wichelstowe (a football orientated MUGA) and Wroughton Recreation Ground (1 x small 3G).
- 2.203 There is no shortage of "offers" from establishments which are content with hosting a new AGP, some of which have specified 3G and some not (for example, a number of primary schools). When considering future provision, these will need to be considered alongside proposals in the pipeline in the context of location, opportunities for security of tenure and a viable case for delivery.
- 2.204 A discussion will need to be had about the relationship between any 3Gs proposed for football and the potential need for 'future proofing' of surfaces to ensure that they are capable of accommodating rugby training (i.e. that they meet the World Cup 22 standard¹³).

¹² A 3G pitch for example can cost between £250,000 and £500,000 to build and a further £25,000 per annum contributions towards a "sinking fund" for eventual replacement.

¹³ World Cup 22 relates to the standard required of artificial turf for rugby. See http://www.irb.com/mm/document/lawsregs/regulations/04/21/57/42157_pdf.pdf for the full regulation.

- 2.205 Three scenarios have been run to try to identify levels of demand for full size 3G pitches. The scenarios are as follows:
- 2.206 1. All adult, youth and junior teams using local authority managed grass pitches as home pitch for competitive play moving to a full size floodlit 3G to play matches. Scenario 1 calculates a range of pitch numbers being required depending on how weekend match slots are managed to make best use of new pitches, with the range being between 7 and 11.5 full size pitches.
- 2.207 2a. All teams playing competitive football having access to a full size floodlit 3G AGP to train on once a week (for existing teams). Scenario 2a calculates a demand for 6 full size 3G pitches.
- 2.208 2b. All teams playing competitive football having access to a full size floodlit 3G AGP to train on once a week (for existing and future projected teams to 2021). Scenario 2b calculates a demand for 7.5 full size 3G pitches. It also has the benefit of introducing capacity for matches at weekends which can form part of a solution which moves towards improving quality and reliability for matches to supplement or replace some grass pitch provision. If evening use by clubs on existing secure small 3G pitches and an allowance for some casual use bookings is discounted from the scenario 2b estimate for demand (based on club responses and provider indications of use by clubs and pay and play), around 60 full size pitch equivalent weekday evening hours could be removed from the scenario's demand. Based on an 18 hour peak period availability for a full size 3G pitch, this means that current demand for evening training could be using an estimated equivalent of 3.3 full size pitches.
- 2.209 Discounting this from the figure of 7.5 full size pitches established in scenario 2b gives an additional need for 4.2 3G pitches to accommodate training for all competitive teams training once a week on weekday evenings to 2021. To allow for headroom in demand from casual and some transfer of existing demand on sand based pitches for small-sided matches, 5 additional secure 3G pitches could be the target additional provision to 2021. The scenario allows for the transfer of training on sand based unsecure pitches to 3G. However, with unknowns surrounding how much training would transfer from sand based provision to 3G pitches, particularly with regards to concerns raised about cost of hiring pitches, and given that the FA would like to see use of the full size 3G pitch at Kingsdown maximised as the only current approved full size pitch which can host competitive matches (despite it being on a site with unsecured community use), 4 additional 3G pitches may be a more pragmatic target to adopt to 2021.
- 2.210 The scenario results have been considered by the steering group and it is considered that future provision of 3G capacity should focus around scenario 2b which provides sufficient capacity to support training capacity for all teams to 2021 and also provides match day capacity during weekends. There is at least, therefore, sufficient justification of demand to warrant support of the current proposed 3 x 3G pitches on sites in the pipeline.
- 2.211 Allowing for movement of match play at weekends from grass to the 3G capacity provided by 4 pitches (*if it can be maximised*), the requirement for grass pitches to accommodate match day play which cannot be accommodated on 3G pitches would equate to around 36 full size pitch equivalents across the Borough where they are provided to "good" quality (or a carrying capacity equating to 108 full size match equivalents). There is currently 138 match equivalents of carrying capacity available on secure grass pitches in the Borough. This leaves 30 match equivalents (or 10 good quality / 15 standard quality adult size pitches) of *notionally* spare capacity available, if 3G scenario 2b is delivered. The grass pitches already in the pipeline also add a further 15+ match equivalents of capacity (5+ pitches assuming they are provided to good quality), if they are provided with secure community use, equating to 45 match equivalents of notionally spare capacity in supply if scenario 2b is delivered, by the end of the strategy period in 2021.
- 2.212 However, there are a number of reasons why this notionally spare capacity should be retained, as "headroom capacity", at least until the end of the strategy period in 2021:
- i) Not all spare capacity is likely to be available capacity on the days and at the times that might be required for it to be used;
 - ii) Not all spare capacity is capacity available wholly on single sites – i.e. most spare capacity arises from pitches already in use and to lose the capacity on these pitches would mean that

teams would have to be moved to alternative pitches or sites to play home matches which could be unacceptable in terms of proximity to the team's core supply of players, club roots, etc.;

- iii) It is yet unknown the impact of the transfer of local authority controlled sites to parish councils – with regards to which pitches will remain as secure in tenure, and also whether any pitches will be lost from formal pitch use to other leisure uses;
- iv) The strategy is only short-term – additional capacity is likely to be needed beyond 2021 to accommodate known growth in the population to 2026 and beyond within the context of an extended plan period for the next Local Plan;
- v) There may be unforeseeable issues in delivering the 3G provision identified by scenario 2b which could lead to a delay in the provision of the capacity as anticipated; and,
- vi) To allow for flexibility of when demand changes season to season;
- vii) Should all teams calculated in the projections of demand for 3Gs not migrate to a 3G surface to play matches (for example, due to cost, distance away from a 3G pitch, favouring their current home pitch as a preferred ground, etc.).

- 2.213 Levels of actual and short-term demand will need to be closely monitored to understand how real demand increases during the lifetime of the strategy, particularly after the initial 3 years of the strategy period. As projections of demand and need are based on assumptions around increasing growth and participation, which may or may not come to fruition, additional provision after the first few years of the strategy period should be responsive to demonstrable levels of demand. The movement of demand away from small 3Gs and sand based surfaces to any new full size 3G provision should also be monitored (with regard to potential impact on other sports such as hockey – with use by other sports often being important to maintain viability of full sized sand based pitches in the long term). Importantly, the transition of demand to 3G pitches, both for training and for match play, must be well managed.

Demand Summary

- 2.214 The demand summary for the strategy and the “direction of travel” it should take for football provision is as follows. However, it is important to note that figures **should not be read or relied upon in isolation** outside of the context provided by the strategy recommendations.
- ▶ Taking current demand into account and comparing to supply, there is an equivalent to around 17 full size grass pitches of potential capacity on secure community use sites which is currently unused. Almost all of this unused capacity is on pitches which are used for matches already with only 1 or 2 pitches not currently used for matches at all. Therefore, while this capacity is unused, most of it is not surplus which can be lost or removed from supply but is “capacity headroom” to accommodate future demand to 2021 and beyond.
 - ▶ There is an equivalent of 14.5 full size pitches of unused capacity at unsecure sites, with most of these sites having an alternative primary user such as a school, meaning that they are not surplus to supply. Despite this unused capacity at unsecure sites, it cannot be relied upon for club use given that it has no long-term security of tenure and it is desirable to accommodate teams currently using unsecure sites on secure sites.
 - ▶ Demand is projected to increase by 2021. Assuming that unused capacity on existing secure sites can be used, moving teams away from unsecure to secure community use sites and taking into account future demand from an increase in the number of teams, an additional 12.5 full size grass pitches would be needed to accommodate additional match play (if 3G pitches do not feature as part of the solution for future provision). Improvements to the quality and reliability of some pitches could help to reduce this number (by increasing carrying capacities).
 - ▶ 4-5 additional full size floodlit 3G pitches with secure community use are needed by 2021 if all clubs are to have an opportunity to train on a 3G surface. This will provide additional supply / capacity for matches at weekends which will, in turn, reduce the capacity required for additional grass pitches if 3G provision is delivered.
 - ▶ Provision of new additional pitches will need to respond to demonstrable demand “on the ground”. A “plan, deliver, monitor, manage” approach should therefore be taken to the provision of additional capacity.

Strategy Recommendations

2.215 The above assessment conclusions suggest that the approach to the PPS strategy in Swindon should be as follows.

BALANCE AND CERTAINTY OF SUPPLY TO ACCOMMODATE DEMAND

- ▶ Without the provision of secure full size 3G pitches, there is demand to justify an increase in the capacity provided by grass pitches. However, following a 3G scenario which seeks to deliver 4-5 full size secure community use 3G pitches will, potentially “free-up” some capacity on grass pitches. While this is notionally spare capacity, in reality, this is unlikely to be the case in full “on the ground” and it is recommended that additional work is undertaken to better quantify and understand the feasibility and viability of:
 - The impact of the transfer of local authority controlled pitch and facility assets to parish councils on the notional spare capacity, including their potential to become unsecure sites and / or be lost to other leisure uses (a focus on capacity and maintenance that will be provided in the Swindon Central North Parish will be particularly important in this regard due to the number of pitches being transferred in that area). At the time of drafting, it is understood that the following sites would be the most likely to be transferred: Mannington Recreation Ground, Penhill Recreation Ground, Shrewsbury Road, Southbrook Recreation Ground and Pembroke Gardens. However, we understand that Shadow Parish Councils for the new parishes have not wanted to confirm the pitches to be transferred, with decisions on sites to be transferred (or not) being subject to forthcoming Parish Council decision making processes;
 - In light of a better understanding of this impact, consider a programme of replacement of lower quality and unviable grass pitches with new good quality pitches in suitable locations to improve the capacity and quality of provision across the Borough. Any such replacement should not unduly impact teams currently using them, for example, by risking the team or club’s long-term viability or leaving a significant spatial gap in grass or 3G pitch provision within the sub area;
 - The need for grass pitch capacity beyond the strategy period to 2021, at least to 2026 (the current Local Plan period);
 - The “transition pathway” of demand for current use of grass pitches for matches to the use of new 3G pitches (i.e. which teams will realistically move to a 3G pitch as a home ground and will it be a logistically possible and viable option);
 - Demand for grass and 3G pitch capacity beyond the strategy period (which runs to 2021);
- ▶ Within the context of the above additional work, consider how best to deal with secure community use pitches which are not currently used for matches
- ▶ The identified notional spare grass pitch capacity at pitches already used for matches should be retained during the strategy period for the above reasons to allow “capacity headroom”, at least until this additional work and the longer-term requirements of and balance between 3G and grass pitches across the Borough (at least until 2026) is understood.
- ▶ The supply / capacity provided by existing grass pitches within a 20-minute drive-time catchment of a new 3G pitch should not be considered for loss from formal use / supply until their capacity is replaced and utilised by operational secure community use 3G capacity and they are deemed surplus over and above the identified “capacity headroom”. No team should be left without its usual home grass pitch just because a 3G has been provided and transition from grass to 3G use must be well-managed.
- ▶ For all of these reasons, a “plan, deliver, monitor, manage” approach should therefore be taken to the management and any necessary “re-packaging” of existing supply and the provision of additional capacity.

Grass Pitches

PROTECT

- ▶ Protect the existing supply of pitches identified in the assessment unless the strategy proposes their replacement or alternative re-use for sport, leisure and recreation. Where pitches are lost to formal pitch use, seek to ensure that there is significant policy protection through the Local Plan or Neighbourhood Plans or legal means to prevent their loss as open or green space.

- ▶ Seek the security of future supply of pitches transferred away from local authority control and management as part of the transfer process, if it is not already being done, unless their future as pitches is not required through the strategy.

ENHANCE

- ▶ Enhance capacity on existing pitches by improving quality and improve maintenance to ensure that the better quality is sustained in the long-term.
- ▶ Enhance the quality of changing and other ancillary facilities where necessary and possible to help ensure the quality of the experience for the sport is enhanced, for example (but not limited to):
 - Mannington Recreation Ground facilities
 - Moredon Playing Fields, where the wider package of improvements proposed should be supported
 - Penhill Recreation Ground
 - NALGO pitches' facilities
- ▶ Gain the secure use of pitches which currently have unsecure use through clubs and relevant authorities working with pitch providers / owners to seek a long-term secure use agreement to provide certainty of supply and reduce the need for additional new pitches (where desirable by the club and provider).
- ▶ Improve the current use of existing pitches, where physically and logistically possible, by considering flexibility of when matches take place.
- ▶ Enhance the quality of existing secure community use pitches or consider replacement where flooding / waterlogging is known to be an issue preventing consistency and certainty of play by improving drainage (where viable / subject to funding and a business plan being in place to ensure maintenance costs are catered for in the long-term):
 - Mannington Recreation Ground pitches (F1081 and F1083) within the context of current pitch rotation across pitches / site which are rated as poor
 - Consider drainage improvements on appropriate pitches at Croft Sports Centre (the 9v9 pitches in particular) where, across all pitches, although not rated as poor, there has been reported poor drainage during wet weather
 - Consider drainage improvements on appropriate pitches at The Elms Recreation Ground where, across all pitches, although not rated as poor, there have been a significant number of cancellations during a season due to waterlogging
 - Consider drainage improvements on appropriate pitches at Ferndale Youth and Community Centre where, across all pitches, although not rated as poor, there have been a significant number of cancellations during a season due to waterlogging
 - Consider drainage improvements on appropriate pitches at Meadowcroft Recreation Ground where, across all pitches, although not rated as poor, there have been a significant number of cancellations during a season due to waterlogging
 - Consider drainage improvements on the pitch at The Grange Leisure Centre where, although not rated as poor, there has been an issue with poor drainage during wet weather
 - Consider drainage improvements on the pitches at Hoopersfield where, although not rated as poor, there has been an issue with poor drainage during wet weather
 - Consider drainage improvements on the pitches at Shrewsbury Road where, although not rated as poor, there has been an issue with poor drainage during wet weather
 - Consider drainage improvements on appropriate pitches at pitches used by Supermarine Youth FC (F1170, F1171 and F1192) where, across all pitches, although not rated as poor, there have been a significant number of cancellations during a season due to waterlogging
 - Consider drainage improvements on appropriate pitches at South Marston Village Recreation Ground where, across all pitches, although not rated as poor, it has been reported that there has been an issue with poor drainage during wet weather
 - Consider drainage improvements on appropriate pitches at Maunsell Way pitches (within the context of current pitch rotation across pitches / site) where, although not rated as poor, it has been reported that there has been an issue with poor drainage during wet weather
 - Consider drainage improvements on appropriate pitches at Chiseldon Recreation Ground where, across all pitches, although not rated as poor, there have been a number of cancellations during a season due to waterlogging
 - Consider drainage improvements on appropriate pitches at Supermarine Youth FC where, across all pitches, although not rated as poor, there have been a number of cancellations during a season due to waterlogging

- ▶ Enhance the quality of existing pitches where they are subject to dog fouling by introducing open fencing and signage where cost effective to do so and practical to do so (in view of the available space outside the pitch for recreational use and where shared pitch sites can be fenced without compromising the quality of summer sports' areas of play). For example, at:
 - Hoopersfield pitches
 - Shrewsbury Road pitches
 - Wanborough Recreation Ground
 - Maunsell Way pitches
- ▶ Consider improvements to pitches not currently used to ensure formal use and improve quality or rationalise for alternative use, replacing capacity elsewhere, if not practical or cost effective to make improvements:
 - Pembroke Gardens' 2 x adult pitches (F1117 and F1118) have not been used this season and are unpopular with teams due to poor facilities, dog fouling and inadequate parking.
- ▶ If necessary, consider securing capital contributions to enable purchase and assist with running costs of a "bank" of specialist maintenance equipment to address need, following handover of responsibility for grass pitch maintenance away from the Borough Council to Parish Councils.
- ▶ For development proposals outside of Swindon's New Communities and as detailed in the Council's adopted CIL Regulation 123 Infrastructure list, CIL monies can be secured towards the upgrade and management of existing strategic outdoor sports and recreation provision and creation of new provision and associated facilities (this includes playing pitches as identified in the PPS).

PROVIDE

- ▶ Where the loss of an existing pitch is unavoidable, ensure that replacement pitch capacity and associated facilities are provided to a good quality standard in a location appropriate to demand to mitigate loss. Opportunities should be taken to replace pitches to a better quality than the provision they are replacing.
- ▶ Ensure that the provision of any new pitches and facilities meet the most up-to-date quality design standards and dimensions supported by the FA and Sport England.
- ▶ Ensure that any new facilities and other associated pitch infrastructure are provided to meet the most up-to-date Building Regulations, including, but not restricted to, those relating to accessibility.
- ▶ Ensure that any new pitches and facilities have a sustainable long-term business and financial management plan in place to ensure long-term viability.
- ▶ Ensure that any proposed new grass pitches have certainty of users (clubs / teams) committed to them and that commitments to the management and maintenance of the ground are in place prior to delivery.
- ▶ Ensure that all new pitches and facilities have a secure community use agreement in place for the long-term (preferably in perpetuity) and that the appropriate body is identified to monitor and enforce such agreements.
- ▶ New pitches should be secure and be resistant to dog fouling and vandalism.
- ▶ Consider provision of additional pitches on hub sites, to include multi-sports if necessary to ensure that pitches are financially sustainable in the long-term and to help ensure economies of scale can be achieved.
- ▶ Proactively consider opportunities to utilise sites not currently available for community use where the provider has indicated a desire to do so, where they fill a spatial gap in supply, address a local team's demand and where secure use can be agreed.
- ▶ Ensure that the supply of grass pitches can accommodate existing and future demand for matches in sync with the provision of additional 3G capacity (identified below). At no time should the total supply of grass pitches not be able to accommodate demand for play outwith 3G capacity and "on the ground" demand for match play by each age group within the structure of the game.
- ▶ Where needed, increased capacity of grass pitches could come from a combination of: :
 - a) Increasing reliability of pitches through improved drainage and maintenance;
 - b) Considering reconfiguration of pitches on multi-pitch sites where this can introduce an additional pitch; and,
 - c) Provision of additional pitches in appropriate locations to:
 - i. respond to growth in demand (as a result in club growth, growth in social / informal and non-club participation, increased population and spatial gaps in provision); and / or,

- ii. replace and increase the capacity of existing pitches of poor or standard quality; or, which prove uneconomical to manage and maintain; or, are unattractive to club use due to quality and / or cost.
- Provision of new additional pitches which increase net capacity / supply will need to respond to demonstrable demand “on the ground”. This is particularly important in the latter part of the strategy period to ensure that supply responds to demand which has actually come forward.
- Enable opportunity in the Borough for club progression up the FA pyramid by ensuring that one or more pitches can meet FA requirements for progression.
- The provision of additional pitches and / or facilities should be closely co-ordinated between NGBs, clubs, leagues, Sport England, the local authority, and the land owner (where not one of the aforementioned bodies).
- Where development proposals outside of Swindon’s New Communities (identified in the Local Plan 2026) generate a need / demand for strategic outdoor sports (including playing pitches), such provision should be provided on-site in accord with the recommendations of the PPS and best practice guidance.
- Where development proposals within Swindon’s New Communities (identified in the Local Plan 2026) generate a need / demand for strategic outdoor sports (including playing pitches), such provision should be provided on-site in accord with the recommendations of the PPS and best practice guidance.

3G Pitches

PROTECT

- Protect the existing supply of secure 3G pitches identified in the assessment.
- Seek agreement between hockey (EH) and football (FA), and with providers and clubs, about which sport should have sole or priority use of sand based full size AGPs as new 3G pitches proposed are introduced.

ENHANCE

- Gain the secure community use of the full size FA Registered 3G pitch at Kingsdown (which currently has unsecure use) through relevant authorities working with the pitch provider / owner to seek a long-term secure use agreement to provide certainty of supply and minimise the need for additional new pitches.
- Enhance the quality of changing and other ancillary facilities where necessary and possible to help ensure the quality of the experience for the sport is enhanced.
- For development proposals outside of Swindon’s New Communities and as detailed in the Council’s adopted CIL Regulation 123 Infrastructure list, CIL monies can be secured towards the upgrade and management of existing strategic outdoor sports and recreation provision and creation of new provision and associated facilities (this includes playing pitches as identified in the PPS).

PROVIDE

- Provide up to 4 additional floodlit full size 3G pitches across the Borough in the strategy period to ensure that all teams have access to evening and reliable surface training and to provide match capacity at weekends to complement grass pitch capacity. Should a demand for additional 3G pitches be identified during the strategy period, the supply / capacity of grass pitches may need to be re-adjusted and potential displaced demand from sand-based AGPs will need to be understood.
- 3G pitches should only be located in locations outside areas of flood risk.
- Ensure that 3G provision is introduced in a phased and managed way to ensure that provision is made to reflect actual need and demand “on the ground”. A “plan, deliver, monitor, manage” approach should therefore be taken to the provision of additional capacity.
- Ensure that delivery of additional 3G pitch capacity takes into account use of non 3G based pitches by teams for training and is introduced in-step with demand required by hockey teams for additional sand based pitches.
- Ensure that delivery of 3G capacity does not compromise the continued use of existing grass pitches for matches unless provision is intended to replace capacity on one or more grass pitches with the replaced pitches being re-purposed for other sport or recreational use.
- Ensure that the provision of any new 3G pitches and facilities meet the most up-to-date quality design standards and dimensions supported by the NGB and Sport England.

- ▶ Ensure that any new facilities and other associated pitch infrastructure provided alongside new 3G pitches are provided to meet the most up-to-date Building Regulations, including, but not restricted to, those relating to accessibility.
- ▶ Ensure that any new 3G pitches and facilities have a sustainable long-term business and financial management plan in place to ensure long-term viability. This includes the need for a sink fund to retain funds during use for refurbishment or replacement of the surface, a maintenance programme agreed between the provider, local authority and the FA, and the provider must report to the local authority, Sport England and the FA on an annual basis on the state of the sink fund and statement of availability and use during the agreed peak period hours.
- ▶ Ensure that any proposed new 3G pitches have certainty of users (clubs / teams) committed to them and that commitments to the management and maintenance of the ground are in place prior to delivery.
- ▶ Ensure that all new 3G pitches and facilities have a secure community use agreement in place for the long-term (preferably in perpetuity) for community access for a 34 hour peak period¹⁴ where feasible and that the appropriate body is identified to monitor and enforce such agreements. Providers should ensure that provision is made for different user groups during the peak period including clubs, pay and play, informal use and casual leagues.
- ▶ The provision of additional 3G pitches and / or facilities should be closely co-ordinated between NGBs, clubs, leagues, Sport England, the local authority, and the land owner (where not one of the aforementioned bodies).
- ▶ The provision of additional 3G pitches should be based on the above recommendations and also spatial gaps, opportunities for hub sites such as redevelopment of existing multi-pitch sites and / or strategic development allocations demand and need in relation to existing provision and demand from sub areas.
- ▶ There are a number of locations (options) that should be considered by the local authority and key stakeholders for the required number of new additional full size 3G pitches. These are listed below. There may be other options which present themselves during the strategy period and the local authority and partners will need to consider these in light of the recommendations of this strategy, including, but not limited to, projected demand, ease of delivery, timing of delivery, appropriate phasing so as not to introduce more capacity than required in a short period, viability and certainty of security of community use. The identification of options below does not indicate that any or all of them will come forward – they are options for consideration within the context of the assessment and requirements for 3G provision identified. The sites listed are not in any preferential or priority order.
 - County Ground (phase 2);
 - Ridgeway School;
 - Moredon Recreation Ground redevelopment; and,
 - New College.
- ▶ As part of the solution to provide sufficient capacity to accommodate demand for 4 3G pitches, in addition to the full size sites identified above, the following sites could be considered to provide the +1 full size flood lit equivalent pitch capacity required should secure use agreements be able to be put in place and the proposals come forward, as currently understood. The sites are not prioritised in any order and the required additional capacity could be provide by one or more options. Any proposal should also meet the other recommendations for 3G pitches in the assessment and strategy and the ability to meet these may prioritise some locations and sites over others. There may be other sites which come forward during the strategy period which meet the recommendations for 3G pitches in the assessment and strategy not named below:
 - Half / full size pitch at Warneford High School, Highworth;
 - Half size (probable) pitch at Wroughton Recreation Ground.

Sites which are proposed which take the total capacity on secure sites beyond that identified in the assessment could come forward towards the end of the strategy period to help ensure that capacity beyond the strategy period are provided to provide future capacity.
- ▶ The costs of hiring 3G pitch time and space will need to be competitive to help ensure future viability but it is important that, to help enable transition from use of grass for matches to maximise use of capacity on 3Gs at weekends, match play charges reflect those paid for grass pitch use.
- ▶ The deliverability of new 3Gs in a timely manner on secure and managed sites hosted by providers which will adhere to the recommendations for 3Gs above and in line with the other recommendations in this strategy are critical to the successful delivery and community use of pitches.

¹⁴ The peak period is Mon-Thurs 5pm-9pm, Fri 5pm-7pm and Sat and Sun 9am-5pm.

- ▶ Proposals for full size 3Gs in areas outside of those identified above may be appropriate if it can be demonstrated that they are viable in the long-term and will not place at risk the viability of agreed peak time use or capacity at secure community use 3Gs. In such cases, reduced peak time community use hours may be appropriate to help ensure that the viability of other sites is not put at risk.
- ▶ Where development proposals outside of Swindon's New Communities (identified in the Local Plan 2026) generate a need / demand for strategic outdoor sports (including playing pitches), such provision should be provided on-site in accord with the recommendations of the PPS and best practice guidance.
- ▶ Where development proposals within Swindon's New Communities (identified in the Local Plan 2026) generate a need / demand for strategic outdoor sports (including playing pitches), such provision should be provided on-site in accord with the recommendations of the PPS and best practice guidance.

Advisory Standards

2.216 Advisory standards are set out below to provide guidance to those planning for future provision of pitches:

- ▶ With regard to provision of new, additional and / or improved facilities and pitches, the following **advisory guidelines** are provided for **grass pitches**:
 - Quality: Pitches and facilities should conform to the most up-to-date NGB guidance. New pitches should be provided to good quality able to accommodate 3 match equivalent sessions per week with an appropriate maintenance regime to maintain this quality.
 - Accessibility: Pitches and facilities should conform to the most up-to-date Building Regulations and NGB guidance; be easily and safely accessible by cycle, foot and public transport; have secure cycle storage / parking; and, have sufficient car parking spaces to accommodate demand for the use of the facility and any associated shared uses and comply with the most up-to-date Highways Authority, Local Planning Authority and Sport England requirements / guidance. Ancillary facilities should be secure. Clubs and teams should be able to access a grass pitch for home matches within a reasonable distance / travel time of where the core of a squad reside, subject to the balance of provision with 3G pitches provided in accordance with the distance / catchment standard set for 3G pitches. However, provision of new grass pitches should not be made in locations where the cost of ensuring quality, viability in the long-term or security of a facility is in doubt. Residents of new strategic development should have access to a mini or youth grass pitch within 600 metres (or 15 minute) walking distance subject to demonstrable demand "on the ground" (and within the context of adult pitch and 3G provision) as part of open space provision (which is subject to separate standards).
 - Quantity: The Sport England Playing Pitch Calculator should be used by the local authority to generate baseline figures for grass pitch requirements relating to new development sites (usually at the pre-application stage of the planning process). Such figures must be used only as a starting point and not used in isolation without reference to area requirements for need and demand set out in the assessment report and strategy.
- ▶ With regard to provision of new, additional and / or improved facilities and pitches, the following **guidelines** are provided for **3G pitches**:
 - Quality: Pitches and facilities should conform to the most up-to-date NGB guidance. Pitches should have a "sinking fund" for certainty of future refurbishment / replacement of the surface and an appropriate maintenance regime in place to maintain good quality.
 - Accessibility: Pitches and facilities should conform to the most up-to-date Building Regulations and NGB guidance; be secure; be easily and safely accessible by cycle, foot and public transport; have secure cycle storage / parking; and, have sufficient car parking spaces to accommodate demand for the use of the facility and any associated shared uses and comply with the most up-to-date Highways Authority, Local Planning Authority and Sport England requirements / guidance. Pitches should be available for 34 peak period hours (Mon – Thurs 5pm-9pm, Fri 5pm-7pm and Sat – Sun 9am-5pm), be floodlit and have secure community use, with some hours made available for informal and pay and play use (subject to demand). Residents should be able to access at least 1

full size 3G pitch within a 20 minute drive (not a radius / as the crow flies) (approximately¹⁵ 5 miles based on an average urban area driving speed of 15mph). Where demand is addressed through the provision of small or half size pitches, residents should be able to access at least 1 within a 10 minute drive (not a radius / as the crow flies) (approximately¹⁶ 2.5 miles based on an average urban area driving speed of 15mph). These standards apply where demonstrable demand exists on the ground and where a facility is feasible and viable in the long-term.

- Quantity: A total of up to 7.5 full size equivalent 3G secure community use floodlit pitches are estimated as the required supply to meet demand to 2021 (if scenario 2b in the Assessment is delivered). On a pro-rata basis, this equates to 1 pitch per 32,000 population (subject to demonstrable demand “on the ground” and long-term viability).

¹⁵ this is an approximate figure as average traffic speeds vary from location to location and route to route and will change during the strategy period. Up to date GIS based traffic times should be used to estimate how far a catchment will extend based on the times given.

¹⁶ this is an approximate figure as average traffic speeds vary from location to location and route to route and will change during the strategy period. Up to date GIS based traffic times should be used to estimate how far a catchment will extend based on the times given.

3. HOCKEY

HOCKEY

Introduction

- 3.1 As defined earlier in this assessment, club hockey is played solely on AGPs. The preferred surface is sand based / dressed (or water filled artificial turf used mainly for higher and elite standard hockey). 3G artificial surfaces, preferred by the FA for football, cannot be used apart from for school use where necessary¹. However, football teams will often use sand based surfaces to train on which can lead to competition in use of such surfaces. The strategy going forward for hockey therefore has to be considered alongside that for football, at least in terms of demand for surfaces used by hockey and the impact that has on provision overall.
- 3.2 Information compiled in this assessment has been taken from a number of sources including a non-technical (visual) audit of pitch quality, Active Places Power (Sport England) data, consultation with England Hockey (EH), club surveys and surveys sent to pitch owners and providers (including the education sector). Those interviewed and respondents to the surveys are listed in an appendix. A 100% response rate was achieved with both established clubs at the time of the survey responding (North Wilts Hockey Club and Swindon Hockey Club). In addition to surveys sent to clubs, 9 Parish Councils of 11 sent returned surveys about their pitches, as did 42 schools of 81 sent.

CURRENT SUPPLY (AGPs)

Current Supply, Quantity and Type of Existing Provision

- 3.3 The table below (Figure H1) sets out how many AGPs there are in the Borough which are used for hockey, both those which are accessible to the public and those which are not. The table includes the number of small sand based pitches, although these are not typically used for hockey training, with full size preferred due to the number of players that can be accommodated in one time slot across a divided full size pitch and the desire to train on a home pitch. Where sand based pitches are also used for football, further detail is set out in the football section.
- 3.4 Those which are accessible for public or community use are also separated into those which have secured use (for example, those in public ownership or where a formalised community use agreement exists) and those which are unsecured use (for example, those where there is an informal arrangement for teams or the public to use them). This section provides further detail in terms of the composition of these pitches in terms of size and community use, ownership and management. The assessment uses data on pitches which have some community access to determine supply and understand demand. Those pitches which are for private use only (for example where a school retains use of a pitch solely for its pupils / students) are discounted from the assessment of supply and demand.

Figure H1: Sand Based* AGPs

Pitch size	Number		
	No community use (private)	Community use (secured)	Community use (unsecured)
Full size	0	0	3
Small	4	0	0
Totals	4	0	3

Notes. * sand based = sand dressed and sand filled surfaces, including shock pad and mat surfaces

¹ As long as there is no community use by a local hockey club and the 3G is solely used for school hockey then there is no requirement to meet the FIH performance standard. England Hockey have no performance standards set for school pitches, where there is no community use. EH would like schools to play hockey rather than not play hockey at all and so use of a 3G surface is better than having no pitch to play on at all. Obviously, as with all sports the school will need to conduct their own internal risk assessment for hockey.

- 3.5 The tables below set out where the community use AGPs are and whether they have secure community use or unsecure use.

Figure H2: AGPs used for hockey in community use

PPS Pitch ID	Site Name	Sub Area	Parish	Pitch Type	Security of Use
A1003	DORCAN RECREATION COMPLEX	South East	Eldene, Liden and Nythe	AGP (full sand, football and hockey)	Unsecure
A1009	ISAMBARD COMMUNITY SCHOOL	Northern	St Andrews CP	AGP (full sand, football and hockey)	Unsecure
A1024	ST JOSEPHS CATHOLIC COLLEGE	South West	Central Swindon South CP	AGP (full sand, football and hockey)	Unsecure

- 3.6 These pitches are also used for football training and casual and / or small sided team use. There are no security of tenure agreements on either of the pitches on education establishment sites and the pitch at Dorcan is not considered secure in the long-term with the current contract for use of the pitch agreed with the operator expiring by the end of the strategy period. Hockey's reliance on unsecure pitches places a significant degree of risk of certainty of capacity. Securing the appropriate slots for training and matches will often depend to a large degree on the relationship between the clubs and the provider, and hockey clubs will typically have to compete with other users and uses on a first come first served basis.

Figure H3: Small sand based AGPs not in community use

PPS Pitch ID	Site Name	Sub Area	Parish	Pitch Type
A1004	EVEN SWINDON PRIMARY SCHOOL	Western	Central Swindon North CP	AGP (small sand)
A1008	HOLY CROSS CATHOLIC JUNIOR SCHOOL	South East	Central Swindon South CP	AGP (small sand)
A1022	PGL LIDDINGTON	Ridgeway	Wanborough CP	AGP (small sand)
A1023	RUSKIN JUNIOR SCHOOL	North East	Stratton St Margaret CP	AGP (small sand)

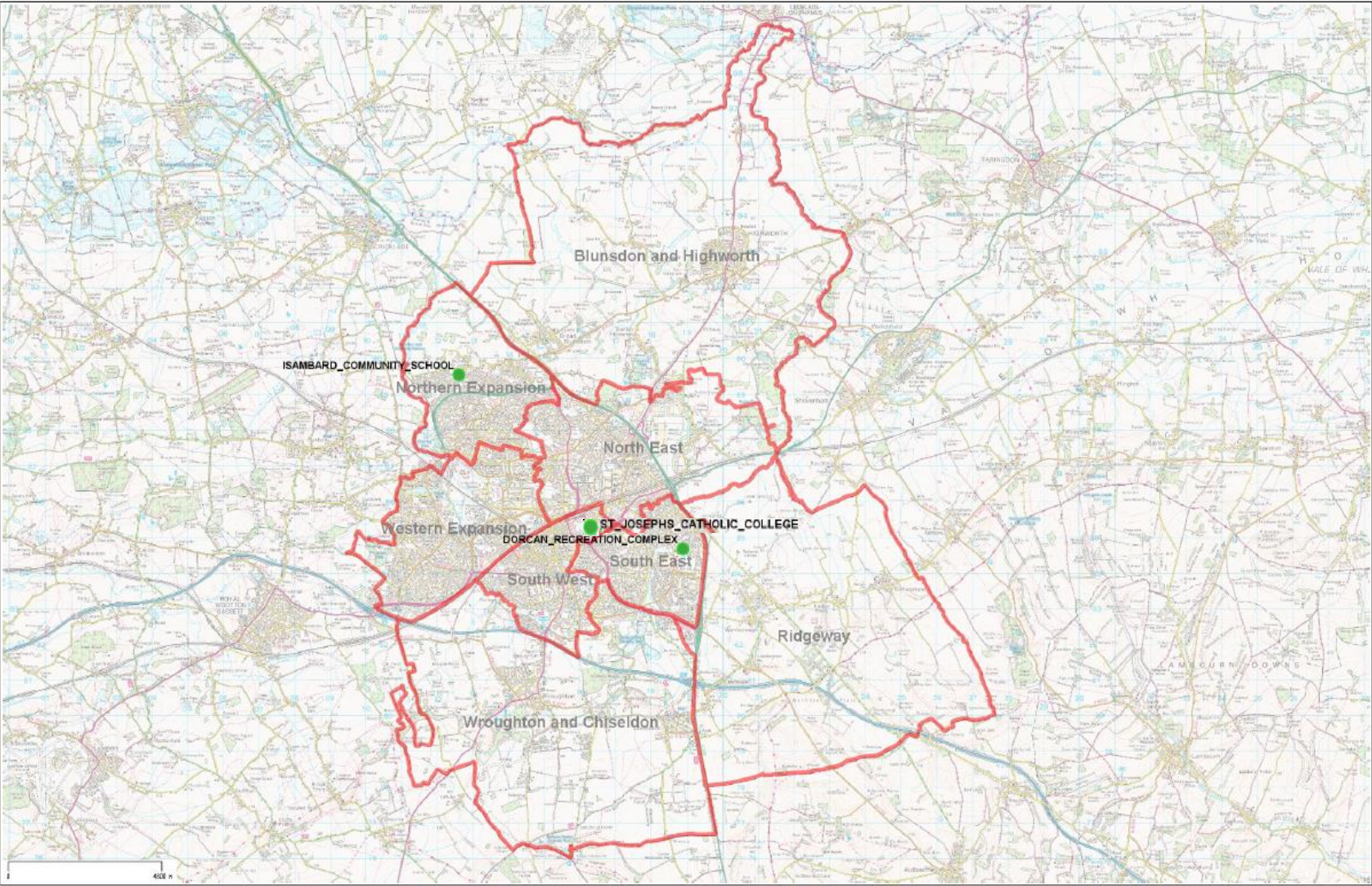
- 3.7 The map below shows the location of the pitches used by the clubs. The catchment of the venues is shown later in this section.

Figure H4: Location of Full Size Hockey AGP pitches

Stuart Todd Associates
planning | policy | strategy | partnership

AGPs Hockey Com Use
AGPs (sand) used for hockey with community use (names replicated more than once indicate more than one pitch in that location)

Planning Edge 



Date Created: 19-1-2017 | Map Centre (Easting/Northing): 418988 / 187595 | Scale: 1:139750 |

Ownership and management type

- 3.8 The table below shows the ownership and management type for each AGP. It is important to understand this as it can affect the availability of a pitch for community use.

Figure H5: Ownership and Management of AGPs used for hockey (community use pitches)

PPS Pitch ID	Site Name	Sub Area	Parish	Ownership Type	Management by
A1009	ISAMBARD COMMUNITY SCHOOL	Northern	St Andrews CP	Community school	Private Contractor (PPP/PFI)
A1003	DORCAN RECREATION COMPLEX	South East	Eldene, Liden and Nythe	Local Authority	Trust
A1024	ST JOSEPHS CATHOLIC COLLEGE	South West	Central Swindon South CP	Academies	School/College/University (in house)

Role of shared use sites

- 3.9 AGPs on shared education sites (at schools, colleges and Academies) play an important role in terms of the supply of AGPs given the low number of pitches available (particularly those of full size) outside of school sites and being run purely on a commercial basis. However, AGPs on school sites present a risk to supply where one or more clubs rely on them during the winter months for training and if use is on an unsecure or short-term basis as it is in Swindon Borough. However, community use agreements secured for these AGPs can provide a degree of certainty in terms of community use, where these are adhered to by the school and also enforced by the authority with whom the agreement is made. For Academies (and for some state schools) community access to a pitch (which can generate an income) can be a critical factor in enabling the pitch to be maintained and resurfaced in the long-term (through the building of a “sink fund” to ensure that capital is available when resurfacing is required). While an important part of the supply, availability at school based sites will normally be restricted to peak time use during weekday evenings and often weekends only outside of school terms (unless there are no security, management or student use issues). The amount of time each of the AGPs in the Borough are available for community use is set out later in this section.
- 3.10 Schools can take a decision not to allow any community use on pitches on the site. This can be for a number of reasons such as: the logistical arrangements required to open-up the site at weekends; safeguarding and security risks to children and students on the site; security of the school site when few or no staff are on the site (due to use of the site outside of school hours); concerns about the condition that facilities or the pitch itself could be left in; a need to protect use of pitches at times and on days when school teams may need to use them; and, concerns about compromising the quality of pitches from additional use.
- 3.11 There is also some shared use of (non 3G) AGPs between hockey and football (for training or social / small-sided league matches for the latter). While there may be unwritten agreements with regard to the proportion of time allotted to hockey as opposed to football, sites can choose to provide time slots purely on a first come, first served, basis which puts further risk that hockey clubs could lose time slots to football. There is no requirement for owners of the AGPs to provide for one sport over another, particularly where there is no formal agreement in place. The amount of time used by other sports (predominantly football) on the pitches used by hockey clubs is set out later in this section.
- 3.12 One key issue which can have an impact on hockey’s use of AGPs is the lack of 3G AGP provision for football, with football teams sometimes choosing to use sand based surfaces to train due to

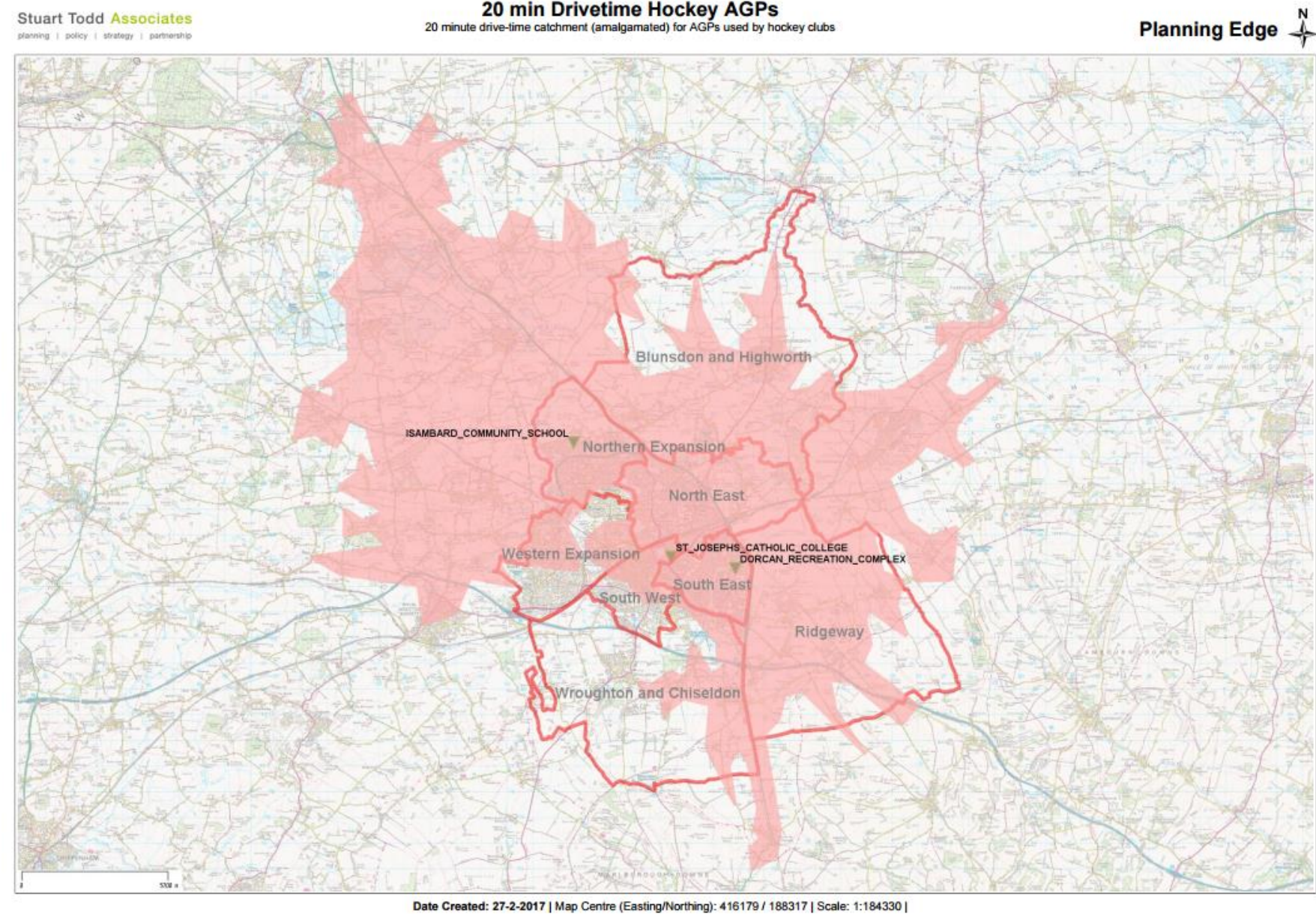
availability, proximity of pitches to a core of the team's players, cost and so on. This will usually have the greatest impact on evening training for hockey, rather than restrict time on weekends for matches, with football teams unable to use sand based pitches for competitive club based and FA affiliated play.

- 3.13 These are key issues that the strategy should attempt to deal with for hockey.

Local catchment areas of full size community access AGPs

- 3.14 It is important to gain an understanding of the catchment areas of use for sports facilities. Catchments help to build the picture of use and illustrate a spatial distribution of facilities and coverage, showing gaps in provision where users would have to travel further to access facilities. Local catchments for AGPs are estimated using a number of sources:
- ▶ Catchments identified in the last playing pitch strategy and Local Plan provision standards;
 - ▶ The Sport England Facilities Planning Model;
 - ▶ Population density;
 - ▶ Proximity of one facility to another, similar, facility;
 - ▶ Discussion with officers from local authorities and England Hockey;
 - ▶ Experience from undertaking similar work elsewhere in the country.
- 3.15 The catchment for full size AGPs has been identified, from the above sources, as being a 20 minute drive-time. The figures below map the location of the hockey AGPs' travel time catchment.

Figure H6: Amalgamated Drive-time Catchment Area for Community Access AGPs used by Hockey Clubs



- 3.16 The catchment areas do not mean that those falling outside of a catchment area do not or cannot access facilities. The areas reflect the places that the *majority of users* will come from to access facilities.
- 3.17 There are noticeable gaps in provision across the Borough when considering 20 minutes as a reasonable drive-time. The gaps are, of course, wider for those walking or cycling and will very likely be significant for those reliant on public transport. This will leave parts of the Borough without easy access to a sand based AGP. The strategy should look to address provision gaps spatially should the need be demonstrated for additional sand based AGPs as a result of the assessment.

Quality of Existing Provision (pitches and ancillary facilities)

- 3.18 A key part of the assessment has been a thorough audit of pitches undertaken by Borough Council officers. The audit, the results of which has been checked, challenged and verified by EH, is based on an on-site evaluation of the quality, quantity and accessibility of facilities, from which an overall score has been derived to indicate whether a pitch and its ancillary facilities (such as changing rooms) are in a good, standard or poor condition. The audit form used for the audits is approved by EH and is included as part of the PPS guidance.
- 3.19 The figure below identifies the scores from the audit of pitches identified during the exercise. Comments on quality and accessibility issues for specific pitches, where raised by clubs and EH, are set out in the appended pitch overviews but also in the main body of this report.
- 3.20 While all pitches where access could be gained were assessed in terms of the pitch and ancillary facilities' quality, for the assessment, the focus is on those pitches where there is community access, whether secured or unsecured. Quality ratings for pitches without any community access are available in the data held by the Borough Council and the full set of quality scores is appended to this assessment for information. The quality scores of the pitches with no community access could become important if any of these pitches were to be opened up for community use in the future.

Figure H7: Audit scores for community access AGPs used for hockey

PPS Pitch ID	Site Name	Sub Area	Parish	Pitch Type	Agreed Pitch Quality Rating	Quality of ancillary facilities	Comments
A1009	ISAMBARD COMMUNITY SCHOOL	Northern	St Andrews CP	AGP (full sand, football and hockey)	Poor	Standard	While the quality rating of the changing facilities is standard, comments have been made about there not being hot water at times.
A1003	DORCAN RECREATION COMPLEX	South East	Eldene, Liden and Nythe	AGP (full sand, football and hockey)	Standard	Standard	
A1024	ST JOSEPHS CATHOLIC COLLEGE	South West	Central Swindon South CP	AGP (full sand, football and hockey)	Standard	Standard	

Accessibility of Existing Provision (cost, physical access, constraints on use)

- 3.21 The accessibility of pitches is an important factor in understanding the real balance between supply and demand. Issues such as cost, physical accessibility and ease of booking use can all affect the availability and need for improvements or additional provision of pitches.
- 3.22 There were some notable accessibility issues which could prevent access to pitches. Both Swindon clubs indicated that cost of hiring pitches is a concern at the Dorcan and Isambard pitches. Being able to afford the hire of pitches can be difficult when block bookings need to be made for a season to guarantee use. Clubs need to book more capacity than they need from a previous year's membership if they are to confidently grow. However, booking in this way can be a risk when the club has no guarantee that perceived or aspirational growth cannot be guaranteed.
- 3.23 As noted above, the quality of the pitch at Isambard is a particular concern. Swindon Hockey Club was recorded as having to cancel 18 training sessions and move 10 matches away from the site during the 2015/16 season due to poor drainage and maintenance, complicated by the club having to go through the PFI contractor, rather than the school, to ensure concerns were addressed. Most of this play then took place at the St Joseph's pitch.
- 3.24 Any pitch specific accessibility issues identified during the assessment are included in the pitch overviews appended.

Carrying Capacity

- 3.25 The carrying capacity for AGPs is set by the number of hours that a pitch is available in a defined "peak period". As a guide, the overall peak period for AGPs has been defined in the Borough as: Monday to Thursday 17:00 to 21:00; Friday 17:00 to 19:00; Saturday and Sunday 09:00 to 17:00, totalling 34 hours a week. The number of hours that a pitch is available for community use has been gathered from discussion between Borough Council officers and AGP providers. Using this approach, the AGPs used for hockey with community use have the following carrying capacities.

Figure H8: Carrying Capacities for community use AGPs used for hockey

PPS Pitch ID	Site Name	Sub Area	Parish	Pitch Type	Agreed Pitch Quality Rating	Agreed Current Carrying Capacity for Community Use (Hours)
A1009	ISAMBARD COMMUNITY SCHOOL	Northern	St Andrews CP	AGP (full sand, football and hockey)	Poor	29
A1003	DORCAN RECREATION COMPLEX	South East	Eldene, Liden and Nythe	AGP (full sand, football and hockey)	Standard	34
A1024	ST JOSEPHS CATHOLIC COLLEGE	South West	Central Swindon South CP	AGP (full sand, football and hockey)	Standard	34

- 3.26 It is important to note that on these pitches, as already noted above, capacity is shared between football and hockey. The balance in demand between football and hockey is explored in the next section.

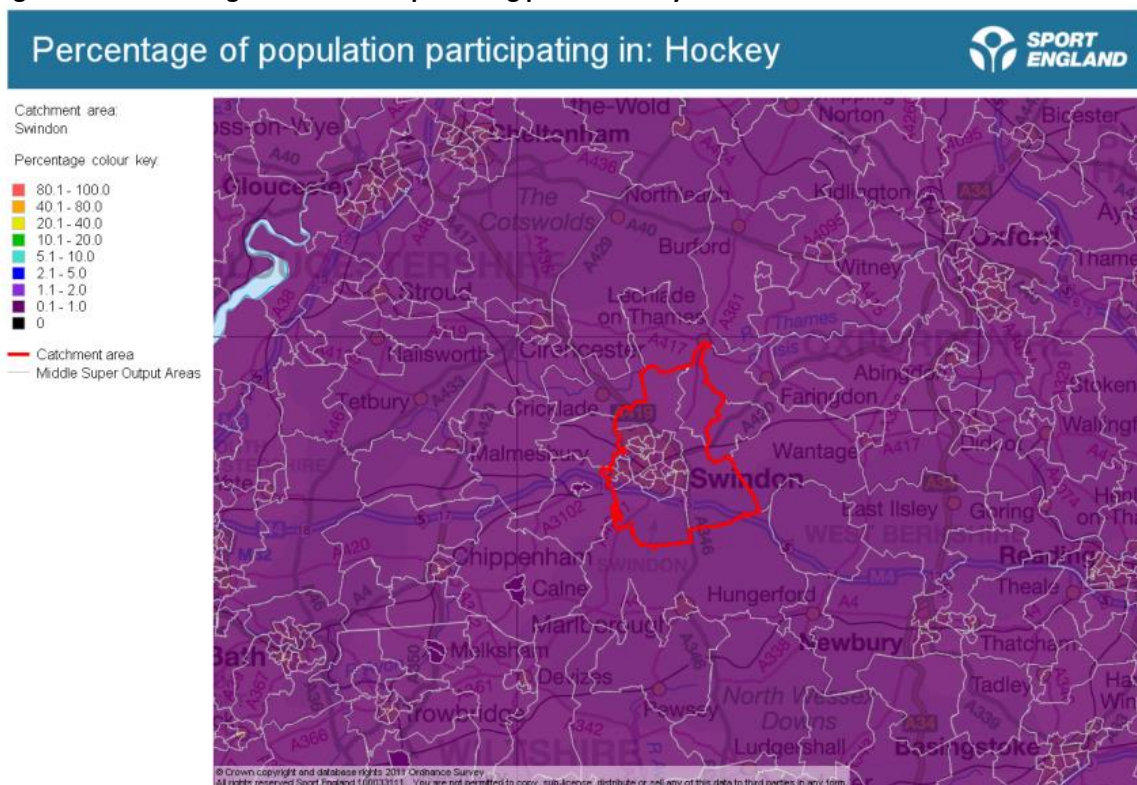
CURRENT DEMAND (AGPs)

- 3.27 Understanding the demand for AGPs can be put together from a number of sources. Firstly, participation rates for hockey can be used as hockey is played wholly on AGPs. This can therefore form part of the picture of use. Sport England models can also be used to understand the overall demand for AGPs as a type of pitch, models which take into account all uses (i.e. hockey and informal football) during the peak periods (i.e. weekday evenings and weekends). Most importantly, primary data has been gathered from local consultation. A picture of demand and actual use can be built up from two local sources of data: from data provided by the clubs themselves on when the train and play matches augmented by fixture details and from records of bookings supplied by pitch providers themselves. These various sources of data are set out below.

Participation Rates

- 3.28 Participation rates can be a broad initial indicator of demand. Sport England's market segmentation tool presents data designed to help understand the life stages and attitudes of different population groups –and the sporting interventions most likely to engage them. This is helpful in matching suitable solutions to increase participation in both formal and informal sports to residents with different types of sporting and leisure characteristics. The market segmentation data builds on the results of Sport England's Active People survey; the Department of Culture, Media and Sport's 'Taking Part' survey; and the Mosaic tool from Experian. However, the data is limited to adults. It is also becoming out of date and the Active People Survey upon which the tool draws for data is due to be replaced by Sport England's "Active Lives". For these reasons, the tool's outputs and data are only used to provide a general "direction of travel". The tool can be used to identify the number of people currently playing hockey, as well as providing a picture of the number of people who do not currently play but would like to. The figure below shows that participation rates are at around 2% of the resident population over the age of 16 across the Borough. Numbers taken from the Sport England data suggest that around 512 residents in the Borough play hockey. However, some of this demand may be exported to other local authority areas, given that England Hockey data suggests that there were 226 players playing for the two Swindon clubs in 2016 (of which 121 are senior players and 105 are juniors).

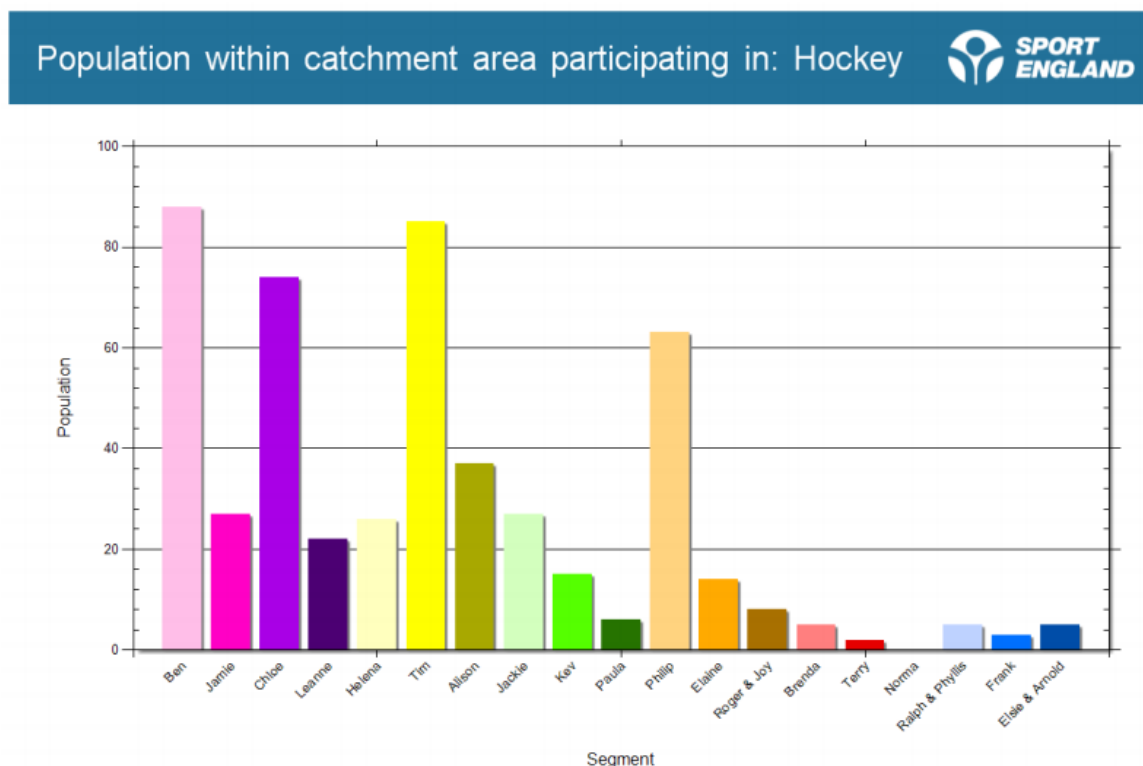
Figure H9: Market Segmentation: People taking part in hockey in Swindon



Source: Sport England Market Segmentation tool, 2016

- 3.29 The tool also presents a picture of the types of individuals which play sport (and therefore the most dominant social groups) in the area, and puts people's sporting behaviour in the context of "complex lives". Further detail of the person type segments within which data is presented is appended. The segments of population types which play hockey the most are shown below.

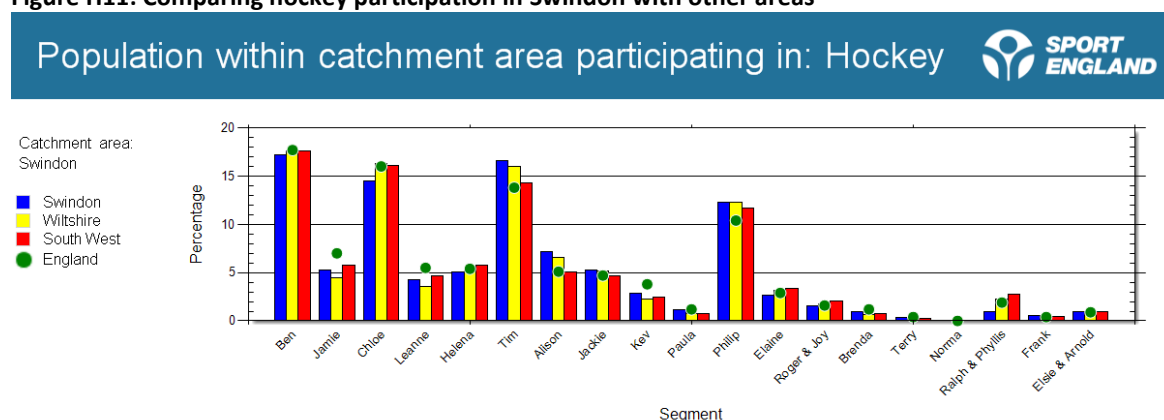
Figure H10: Segments of population which play the most hockey (number and % of resident hockey players playing the sport)



Source: Sport England Market Segmentation Tool, 2016

- 3.30 The data suggests that the most dominant segments playing hockey are:
- ▶ Ben - Competitive Male Urbanites: Male, recent graduates, with a 'work-hard, play-hard' attitude
 - ▶ Tim - Settling Down Males: Sporty male professionals, buying a house and settling down with partner
 - ▶ Philip - Comfortable Mid-Life Males: Mid-life professional, sporty males with older children and more time for themselves
 - ▶ Chloe – Young image conscious females keeping fit and fun
- 3.31 This is comparable with the county and region as the figure below shows.

Figure H11: Comparing hockey participation in Swindon with other areas



Source: Sport England Market Segmentation Tool, 2016

Current Actualised Demand / Amount of Play on a Pitch

- 3.32 To develop an understanding of the amount of play on a pitch during a season, the process outlined below is followed:
- ▶ Identify the number of clubs and teams playing in the area;
 - ▶ Identify a typical week's play and training during the season;
 - ▶ Establish where teams play their home matches and where they train and for how long a full size pitch is used; then,
 - ▶ Add the amount of time each team uses a pitch for to understand how many ours a pitch is used in the peak period.
- 3.33 Data is collected for time used during a peak period of play on AGPs. These are times and days when an AGP is most used. The peak period is Monday to Thursday 17:00 to 21:00; Friday 17:00 to 19:00; Saturday and Sunday 09:00 to 17:00, totalling 34 hours a week.

Number of Clubs and Teams in the Borough

- 3.34 The table below lists the two clubs and the composition of teams currently playing in the Borough.

Figure H12: Number of teams in each sub area by team type

Site Name	Sub Area	Club Name	Team Type (e.g. adult women, U10, etc.)	1st or 2nd / A or B team etc.	When the team plays its competitive matches (predominantly)	League the team plays in
DORCAN RECREATION COMPLEX	South East	North Wilts Hockey Club	Adult Ladies	1st	Saturday	West Clubs Womens League
DORCAN RECREATION COMPLEX	South East	North Wilts Hockey Club	Adult Ladies	2nd	Saturday	West Clubs Womens League
DORCAN RECREATION COMPLEX	South East	North Wilts Hockey Club	Adult Men	1st	Saturday	GoCrea8 Hockey League
DORCAN RECREATION COMPLEX	South East	North Wilts Hockey Club	Adult Men	2nd	Saturday	GoCrea8 Hockey League
DORCAN RECREATION COMPLEX	South East	North Wilts Hockey Club	U10	Mixed age	n/a training only	n/a training only
DORCAN RECREATION COMPLEX	South East	North Wilts Hockey Club	U12	Mixed age	n/a training only	n/a training only
DORCAN RECREATION COMPLEX	South East	North Wilts Hockey Club	U14	Mixed age	n/a training only	n/a training only
ISAMBARD COMMUNITY SCHOOL	Northern	Swindon Hockey Club	Adult Ladies	1st	Saturday	West Clubs Womens League
ISAMBARD COMMUNITY SCHOOL	Northern	Swindon Hockey Club	Adult Ladies	2nd	Saturday	West Clubs Womens League
ISAMBARD COMMUNITY SCHOOL	Northern	Swindon Hockey Club	Adult Men	1st	Saturday	GoCrea8 Hockey League
ISAMBARD COMMUNITY SCHOOL	Northern	Swindon Hockey Club	Adult Men	2nd	Saturday	GoCrea8 Hockey League
ISAMBARD COMMUNITY SCHOOL	Northern	Swindon Hockey Club	Adult Men	3rd	Saturday	GoCrea8 Hockey League
ISAMBARD COMMUNITY SCHOOL	Northern	Swindon Hockey Club	U10	Boys	n/a training/friendlies only	n/a training/friendlies only
ISAMBARD COMMUNITY SCHOOL	Northern	Swindon Hockey Club	U10	Girls	n/a training/friendlies only	n/a training/friendlies only
ISAMBARD COMMUNITY SCHOOL	Northern	Swindon Hockey Club	U12	Boys	n/a training/friendlies only	n/a training/friendlies only

Site Name	Sub Area	Club Name	Team Type (e.g. adult women, U10, etc.)	1st or 2nd / A or B team etc.	When the team plays its competitive matches (predominantly)	League the team plays in
ISAMBARD COMMUNITY SCHOOL	Northern	Swindon Hockey Club	U12	Girls	n/a training/friendlies only	n/a training/friendlies only
ISAMBARD COMMUNITY SCHOOL	Northern	Swindon Hockey Club	U14	Boys	n/a training/friendlies only	n/a training/friendlies only
ISAMBARD COMMUNITY SCHOOL	Northern	Swindon Hockey Club	U14	Girls	n/a training/friendlies only	n/a training/friendlies only
ISAMBARD COMMUNITY SCHOOL	Northern	Swindon Hockey Club	U16	Girls	n/a training/friendlies only	n/a training/friendlies only
ISAMBARD COMMUNITY SCHOOL	Northern	Swindon Hockey Club	U10	U9 team	n/a training/friendlies only	n/a training/friendlies only

3.35 The following table summarises the number of teams per age group and by sub area.

Figure H13: Number of Teams by Age Group

Hockey	Blunsdon and Highworth	North East	Ridgeway	South West	South East	Northern	Western	Wroughton and Chiseldon	Totals
U8	0	0	0	0	0	0	0	0	0
U10	0	0	0	0	1	3	0	0	4
U12	0	0	0	0	1	2	0	0	3
U14	0	0	0	0	1	2	0	0	3
U16	0	0	0	0	0	1	0	0	1
U18	0	0	0	0	0	0	0	0	0
Adult Ladies	0	0	0	0	2	2	0	0	4
Adult Men	0	0	0	0	2	3	0	0	5
Vets	0	0	0	0	0	0	0	0	0
Totals	0	0	0	0	7	13	0	0	20

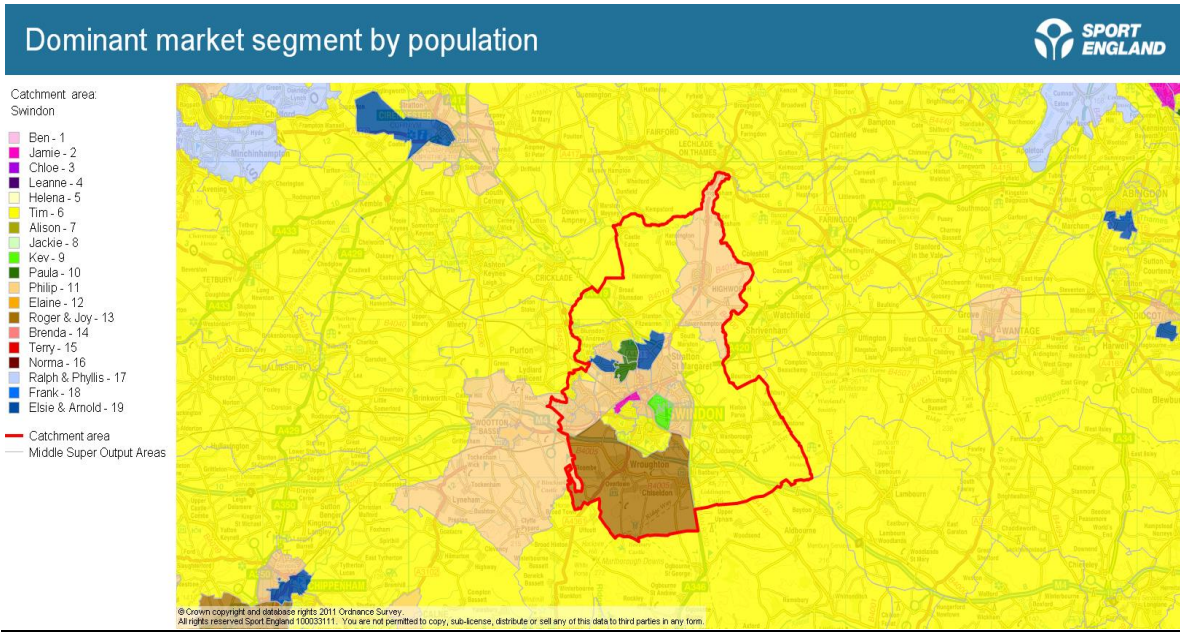
Change in Number of Teams

- 3.36 While both Swindon clubs have aspirations to grow their membership and number of teams, North Wilts Hockey Club has indicated that its membership has fallen in recent years. However, initiatives such as Back to Hockey, school-links and masters teams are encouraging clubs to look to grow the game in non-traditional formats. It is understood that North Wilts HC runs back to hockey and Sunday social hockey and both clubs have expressed interest in growing and developing their junior sections, school links and satellite clubs. However, much will depend on being able to secure community use to give certainty of capacity and supply, although this could be reduced if strong links can be built with schools which already have or have a desire to deliver or host a sand based AGP on their site.

Benchmarking Against Other Settlements

- 3.37 For settlement the size of Swindon, it would usually be expected that it would host more than the number of clubs and teams that it currently supports. To compare, Taunton in Somerset has two clubs which between them had 44 teams in the 2015/16 season, twice the number for a town substantially smaller than Swindon (Taunton urban area had a population of approximately 68,000 in 2012 with the wider Borough having a population of around 112,000, compared to a Swindon Borough's population of around 212,000 in the same year). The low number of clubs and teams present in Swindon is likely to be due to a variety of factors and could include quality of provision and displacement of players to other clubs in neighbouring areas. Figures from the market segmentation data set out above indicate that there must certainly be displacement of people living in the Borough who play outside of the Borough. Unless the quality of provision in clubs outside the Borough falls, it is unlikely that many players will change from teams outside the Borough to pay for one of the clubs within the Borough, unless the quality of the pitch offer at the Borough clubs (such as a dedicated home secure tenure pitch) improves.
- 3.38 Comparing Swindon with other places of a similar population size is a useful indicator of where Swindon could be in terms of hockey participation and perhaps where it should be aiming for.
- 3.39 Data supplied by EH and using census data as a baseline to compare places suggests the following (which proportions of the population participating in brackets):
- ▶ Swindon (Population in 2012 was 211,900): (0.09%)
 - ▶ Basingstoke (170,500 in 2012) - 330 players in 2015/16 now increased to 454 players in 2016/17 season. (0.19%)
 - ▶ Milton Keynes (252,400 in 2012) - 281 players in 2015/16 (0.11%)
 - ▶ Bournemouth (186,700 in 2012) - 382 players in 2015/16 (0.20%)
- 3.40 This data suggests that the perception that Swindon should have a greater number of people playing hockey is borne out by comparative data. Market segmentation data on the types of people living in the Borough suggest that there is certainly the opportunity to capitalise better on the hockey potential within the Borough. The two dominant market segments for the Borough of Swindon are Tim and Philip. New initiatives like small-sided-game sessions may engage new participants and increase participation in the sport. There may also be a need to actively promote play and pay hockey sessions to meet the demands of these potential players, where their lifestyle means they would not be able to commit to regular training and league matches.

Figure H14: Dominant market segmentation by population



Source: Sport England Market Segmentation Tool, 2016

Use of AGPs for Matches and Training

3.41 The amount of play on the AGPs has been gathered from club surveys and fixture data, supplemented by records of AGP bookings from providers. The table below sets out the clubs active in the Borough, the teams they have and the AGP(s) they use for training and for matches. The table does not set out Sunday social play for example, hosted by North Wilts HC which is accounted for in figures later in the assessment for the amount of use that the pitches accommodate.

Figure H15: Clubs, their competitive teams and where and when they play and train

PPS Pitch ID	Site Name	Sub Area	Club Name	Team Type (e.g. adult women, U10s, etc.)	1st or 2nd / A or B team etc.	Surface (used for competitive play)	Pitch type / size (senior / adult, junior, mini, etc. (used for competitive play))	When the team plays its competitive matches (predominantly)	When the training takes place (if the only or first training session for that team)
A1003	DORCAN RECREATION COMPLEX	South East	North Wilts Hockey Club	Adult Men's	1st	AGP	AGP	Saturday	Tues evening
A1003	DORCAN RECREATION COMPLEX	South East	North Wilts Hockey Club	Adult Men's	2nd	AGP	AGP	Saturday	Tues evening
A1003	DORCAN RECREATION COMPLEX	South East	North Wilts Hockey Club	Adult Ladies	1st	AGP	AGP	Saturday	Tues evening
A1003	DORCAN RECREATION COMPLEX	South East	North Wilts Hockey Club	Adult Ladies	2nd	AGP	AGP	Saturday	Tues evening
A1003	DORCAN RECREATION COMPLEX	South East	North Wilts Hockey Club	Juniors	Mixed age	n/a training only	n/a training only	n/a training only	Tues evening
A1009	ISAMBARD COMMUNITY SCHOOL	Northern	Swindon Hockey Club	Adult Men's	1st	AGP	AGP	Saturday	Weds evening
A1009	ISAMBARD COMMUNITY SCHOOL	Northern	Swindon Hockey Club	Adult Men's	2nd	AGP	AGP	Saturday and Weds eve	Weds evening
A1009	ISAMBARD COMMUNITY SCHOOL	Northern	Swindon Hockey Club	Adult Men's	3rd	AGP	AGP	Saturday and Weds eve	Weds evening
A1009	ISAMBARD COMMUNITY SCHOOL	Northern	Swindon Hockey Club	Adult Ladies	1st	AGP	AGP	Saturday and Weds eve	Weds evening
A1009	ISAMBARD COMMUNITY SCHOOL	Northern	Swindon Hockey Club	Adult Ladies	2nd	AGP	AGP	Saturday and Weds eve	Weds evening
A1009	ISAMBARD COMMUNITY SCHOOL	Northern	Swindon Hockey Club	U9		n/a training / friendlies only	n/a training / friendlies only	n/a training / friendlies only	Weds evening
A1009	ISAMBARD COMMUNITY SCHOOL	Northern	Swindon Hockey Club	U10 Girls		n/a training / friendlies only	n/a training / friendlies only	n/a training / friendlies only	Weds evening
A1009	ISAMBARD COMMUNITY SCHOOL	Northern	Swindon Hockey Club	U10 Boys		n/a training / friendlies only	n/a training / friendlies only	n/a training / friendlies only	Weds evening
A1009	ISAMBARD COMMUNITY SCHOOL	Northern	Swindon Hockey Club	U12 Girls		n/a training / friendlies only	n/a training / friendlies only	n/a training / friendlies only	Weds evening
A1009	ISAMBARD COMMUNITY SCHOOL	Northern	Swindon Hockey Club	U12 Boys		n/a training / friendlies only	n/a training / friendlies only	n/a training / friendlies only	Weds evening
A1009	ISAMBARD	Northern	Swindon	U14 Girls		n/a training /	n/a training /	n/a training /	Weds evening

PPS Pitch ID	Site Name	Sub Area	Club Name	Team Type (e.g. adult women, U10s, etc.)	1st or 2nd / A or B team etc.	Surface (used for competitive play)	Pitch type / size (senior / adult, junior, mini, etc. (used for competitive play))	When the team plays its competitive matches (predominantly)	When the training takes place (if the only or first training session for that team)
	COMMUNITY SCHOOL		Hockey Club			friendlies only	friendlies only	friendlies only	
A1009	ISAMBARD COMMUNITY SCHOOL	Northern	Swindon Hockey Club	U14 Boys		n/a training / friendlies only	n/a training / friendlies only	n/a training / friendlies only	Weds evening
A1009	ISAMBARD COMMUNITY SCHOOL	Northern	Swindon Hockey Club	U16 Girls		n/a training / friendlies only	n/a training / friendlies only	n/a training / friendlies only	Weds evening

When Teams Play Matches (Temporal Demand)

- 3.42 Temporal demand for games indicates when the *majority* of matches are played. For hockey, as the above table shows, most adult team matches are played on Saturdays and training for both adult and junior teams usually taking place on weekday evenings.

Hire of Pitch Time (Provider Booking Records)

- 3.43 The amount of time (demand) that a pitch sees has been drawn together from an understanding of data provided by clubs on pitch use and also from providers from booking records. Between these figures, a good estimate can be made of average use during the peak period during the season. The table below shows the amount of time used at each pitch and by sports that use them.

Figure H16: Hours used on community use AGPs (hockey)

PPS Pitch ID	Pitch Name	Sub Area	Security of tenure	Use type	Hockey Pitch Use / Demand (matches and training - hours per week)	TOTAL Pitch Use / Demand (matches and training - hours per week)
A1009	ISAMBARD COMMUNITY SCHOOL	Northern	Unsecured	Football / Hockey	7	9
A1003	DORCAN RECREATION COMPLEX	South East	Unsecured	Football / Hockey	6	21
A1024	ST JOSEPHS CATHOLIC PRIMARY SCHOOL	South West	Unsecured	Football / Hockey	7*	17**

Notes: * The pitch at St Joseph's is used for hockey outside of school use when the pitch at Isambard is unplayable due to the poor quality of the surface. Therefore total demand for the pitch for hockey is dependent upon when Isambard cannot be used and so figures should not be double-counted across both pitches. ** The total amount of demand seen on the St Joseph's pitch is based on an average week from booking information provided by the provider. It therefore has to be assumed that when hockey teams do not use the pitch, they are either over and above this figure which reflects a normal week or that football bookings form more of the demand when hockey does not use the pitch.

- 3.34 Taking into account the table's notes on supply and demand, the table above therefore suggest a total of 13 hours total demand from hockey clubs on full size AGPs.

Comparing Supply with Demand to Understand Balance of Provision

- 3.35 The figures generated through consultation are set out in the table below for supply / capacity during the peak period and demand / use during an average week during the hockey season. The table only sets out those AGPs used for hockey but includes demand from football use of the pitches so that a realistic picture of availability can be estimated.

Figure H17: Capacity balance (supply / demand) for AGPs used for hockey

PPS Pitch ID	Site Name	Sub Area	Parish	Pitch Type	Current Carrying Capacity for Community Use (total)	Current Community Use	Capacity balance
A1009	ISAMBARD COMMUNITY SCHOOL	Northern	St Andrews CP	AGP (full sand, football and hockey)	29	9	20
A1003	DORCAN RECREATION COMPLEX	South East	Eldene, Liden and Nythe	AGP (full sand, football and hockey)	34	21	13
A1024	ST JOSEPHS CATHOLIC COLLEGE	South West	Central Swindon South CP	AGP (full sand, football and hockey)	34	17	17

- 3.36 The figures suggest that there is some spare capacity to accommodate additional play although this is, as already stated earlier in the report, on unsecure sites. Hockey leagues support play of matches from 9.45am to 5pm on Saturdays subject to appropriate floodlighting being in place. On the basis of each match requiring 1.75 hours (1 hour and 45 mins), with 2 home matches played each Saturday at Dorcan and 2 or 3 every Saturday at Isambard, there is probably some match play Saturday capacity at both the Dorcan and Isambard pitches to accommodate additional adult match play demand if generated by additional club teams. This would amount to 2 matches every week at Dorcan (approximately 3.5 hours) and 1 or 2 matches every week at Isambard (approximately 1.75 hours or 3.5 hours respectively). There is also capacity at St Joseph's according to the figures. With junior teams only training on a midweek evening, there is likely to be spare capacity on a Sunday if the pitches are not being used for football, which is unlikely as weekend football is usually focused on club matches which can only take place on grass or full size 3G surfaces.

Unmet demand

- 3.37 The emerging new Playing Pitch Strategy guidance defines 'unmet demand' as follows:

"Current **unmet demand** could be in the form of a team that has currently got access to a pitch for its matches but nowhere to train or vice versa. It could also be from an educational establishment that is currently using an indoor facility because of the lack of access to outdoor pitch provision. Along with a lack of pitches of a particular type being available to the community unmet demand may be due to the poor quality and therefore limited capacity of pitches in the area and/or a lack of provision and ancillary facilities which meet a certain standard of play/league requirement. League secretaries may be aware of some unmet demand as they may have refused applications from teams wishing to enter their competitions due to a lack of pitch provision which in turn is hindering the growth of the league. As it is known to exist any unmet demand recorded should be easily quantifiable e.g. a training session for one team on a weekday evening." (Paragraph B36, Draft Playing Pitch Strategy Guidance, 2013, Sport England)

- 3.38 Neither club identified any unmet demand during consultation.

Displaced demand

3.39 The emerging new Playing Pitch Strategy guidance defines 'displaced demand' as follows:

"Displaced demand generally relates to play by teams or other users of playing pitches from within the study area (i.e. from residents of the study area) which takes place outside the area. It is important to know whether this displaced demand is due to issues with the provision of pitches and ancillary facilities in the study area, just reflective of how the sports are played (e.g. at a central venue for the wider area) or due to the most convenient site for the respective users just falling outside of the LA/study area. It is therefore important to establish:

- What displaced demand exists and why including the amount and type of demand (e.g. a senior match on a natural grass pitch, a junior training session on an AGP);
- Whether those generating the displaced demand would prefer to play within the study area and where."

(Paragraph B34, Draft Playing Pitch Strategy Guidance, 2013, Sport England)

3.40 No displaced demand was identified by either club during consultation.

Latent Demand

3.41 The Playing Pitch Strategy guidance defines 'latent demand' as follows:

"Whereas unmet demand is known to exist latent demand is demand that evidence suggests may be generated from the current population should they have access to more or better provision. This could include feedback from a sports club who may feel that they could set up and run an additional team if they had access to better provision. Details of the potential amount and type of any latent demand in the study area should be sought."

(Paragraph B37, Playing Pitch Strategy Guidance, 2013, Sport England)

3.42 No latent demand was identified by either club during consultation. However, while there is no quantifiable data available, we understand, anecdotally², that masters players may be travelling outside of the Borough to play matches for a hockey club.

3.43 However, market segmentation data, used above to identify overall participation in hockey also provides an estimate of latent demand – i.e. those people who would like to play the sport who do not do so at the moment.

3.44 The data does have limitations though, which must be noted. It does not set out reasons why these people are not accessing the sport but reasons can vary and can include (amongst others) lack of transport to get to a venue, cost of playing, or availability of pitch time or personal time to play. The figures are for those in the 16+ age group only and therefore do not estimate latent demand from younger age groups.

3.45 It suggests that 302 people in the Borough would like to play hockey but cannot currently do so. The figure below shows the top 6 types of people who would like to play and the proportion of the total that they represent.

² From discussion with Borough Council officers.

Figure H18: Top 5 segments of resident population which would like to play hockey (number and % of the number)

Swindon			
Segment	Summary	Population	%
Chloe	Young image conscious females keeping fit and fun	34	11
Alison	Mums with a comfortable but busy lifestyle	34	11
Tim	Settling Down Males: Sporty male professionals, buying a house and settling down with partner	30	10
Jackie	Mums juggling work, family and finance	29	10
Leanne	Young busy mums with their supportive college mates	24	8
Helena	Single professional women, enjoying life in the fast lane	23	8

Source: Sport England Market Segmentation Tool, 2016

- 3.46 Based on an assumption that 20 players might be needed to sustain a team, the latent demand identified equates to an estimated 15 teams wanting to play across the Borough. However, this assumes that all latent demand would be satisfied, which is unlikely, given the varying factors at play which will result in someone wanting to play rather than actually being able to play. It also assumes that all the demand identified is for competitive match play in a club set-up which may not be the case, particularly with interest growing in social / informal hockey.

Summarising Unmet, Displaced and Latent Demand

- 3.47 The only figures which help to gain a position on the ranges of demand identified above is market segmentation. Despite the caveats which need to be applied to the data, if the market segmentation is considered to be a reliable indicator of demand, up to 15 additional adult teams may be formed from people wanting to play but who currently do not or cannot. This demand may not come forward in total due to factors outside of pitch availability contributing to people not actually playing. Back to Hockey has introduced a more freely accessible form of hockey with no need to tie or commit time to a club or team or competitive play. It may be realistic to consider that the equivalent of 3 or 4 teams (i.e. 20%-25%) may come forward from this level of latent demand and this could be focused on Back to Hockey or other social forms of the game given that clubs did not identify any specific known latent demand for competitive play.
- 3.48 An additional 4 team equivalents playing Back to Hockey may require around 2 hours per week of AGP full size pitch time if 2 team equivalents play for one session each.

Sports Calculator estimates for AGPs

- 3.49 Sport England's Sports Facility Calculator can provide a snapshot of capacity required for AGPs for a given population. The calculator only provides part of the picture of demand for an area, taking into account only the physical requirements of a given population within the area in question (albeit in alignment with the area's population age profile) and not taking into account catchments, spatial distribution, participation rates and other factors which influence demand. However, the figures generated by the calculator can be a useful baseline of potential demand. For AGPs, the calculator suggests the following provision of full size AGPs is required for the resident population of the Borough as a whole in 2016. It must be noted that these figures represent provision across AGP playing surfaces and will therefore be a suggested figure for both football and hockey without any sensitivity analysis with regard to the needs of each sport. There are now more accurate calculators identifying more realistic demand for AGPs and these are explored further in this section.

Figure H19: Sports Facility Calculator Estimates for number of AGPs required for resident population

Artificial Grass Pitches

Artificial Grass Pitches	
Demand adjusted by	0%
Pitches	6.81
vpwpp	5,036
Cost if 3G	£6,102,709
Cost if Sand	£4,802,132

Notes: vpwpp = visits per week in the peak period

Source: Sport England Sports Facilities Calculator, 2016

Other Key Supply and Demand Comments

- 3.50 The figure below sets out other key comments received during the consultation in relation to hockey in the Borough and the surfaces the sport uses which may not already be set out above. Due to a data protection clause inserted onto the surveys sent to stakeholders, comments cannot be attributed directly to individual stakeholders without their prior agreement. Therefore, comments set out below are only attributed to clubs where they have agreed that they can be set out in this report. However, the Borough Council has retained the survey responses and so specific individual comments relating to pitches and facilities can be considered when discussing actions on individual sites.

Figure H20: Comments from Clubs, Providers or other Key Stakeholders

Site or Area in question (where relevant)	Comments
	It is understood that there are 4 schools which have identified a desire to host an artificial grass pitch (AGP) subject to funding being available.
Wanborough	It is understood that there is a desire for an artificial training surface pitch to retain teams' winter training in Wanborough parish.

Figure H21: Comments from England Hockey

Club / site in question	Priorities and comments
North Wilts HC & Swindon HC	Both North Wilts HC & Swindon HC have an aspiration to grow, increase participation, but security of good facilities long term is currently the priority. Both clubs have expressed interest in expanding their junior sections, utilising club-school links and operating satellite clubs.
North Wilts HC Dorcan Recreation Complex AGP	Facility owner recently changed from LA to private ownership – long term future uncertain for North Wilts HC.
Swindon HC Isambard Community School AGP	Use of Isambard AGP – facility owner is School Academy – long term future uncertain for Swindon HC.
	Wootton Bassett HC resides outside of Borough of Swindon, but known to use AGPs when home venue is being deep cleaned. [Ref. Wiltshire PPS]
St Joseph's Catholic College AGP	St Joseph Catholic College AGP (sand filled) – currently not the 'home' pitch for a hockey club, however it has been used by Swindon HC due to serious issues with Isambard AGP. The pitch has been unusable for hockey during the last season (2015/16) due to flooding/lack of acceptable drainage. This has arisen through a combination of poor maintenance and extreme wet weather.
Isambard Community School AGP	Ancillary facilities - club report issue with changing facilities in terms of showers (flooding). Club has reported to Facility Provider.
Isambard Community School AGP	Swindon HC report concerns of hire costs. Condition of the Isambard pitch has led to a significant number of cancellations and use of St Joseph's School pitch as a result.
Dorcan Recreation Complex AGP	Concerns of hire costs.

FUTURE DEMAND (AGPs)

Sites “in the pipeline”, Planned Commitments and Programmes

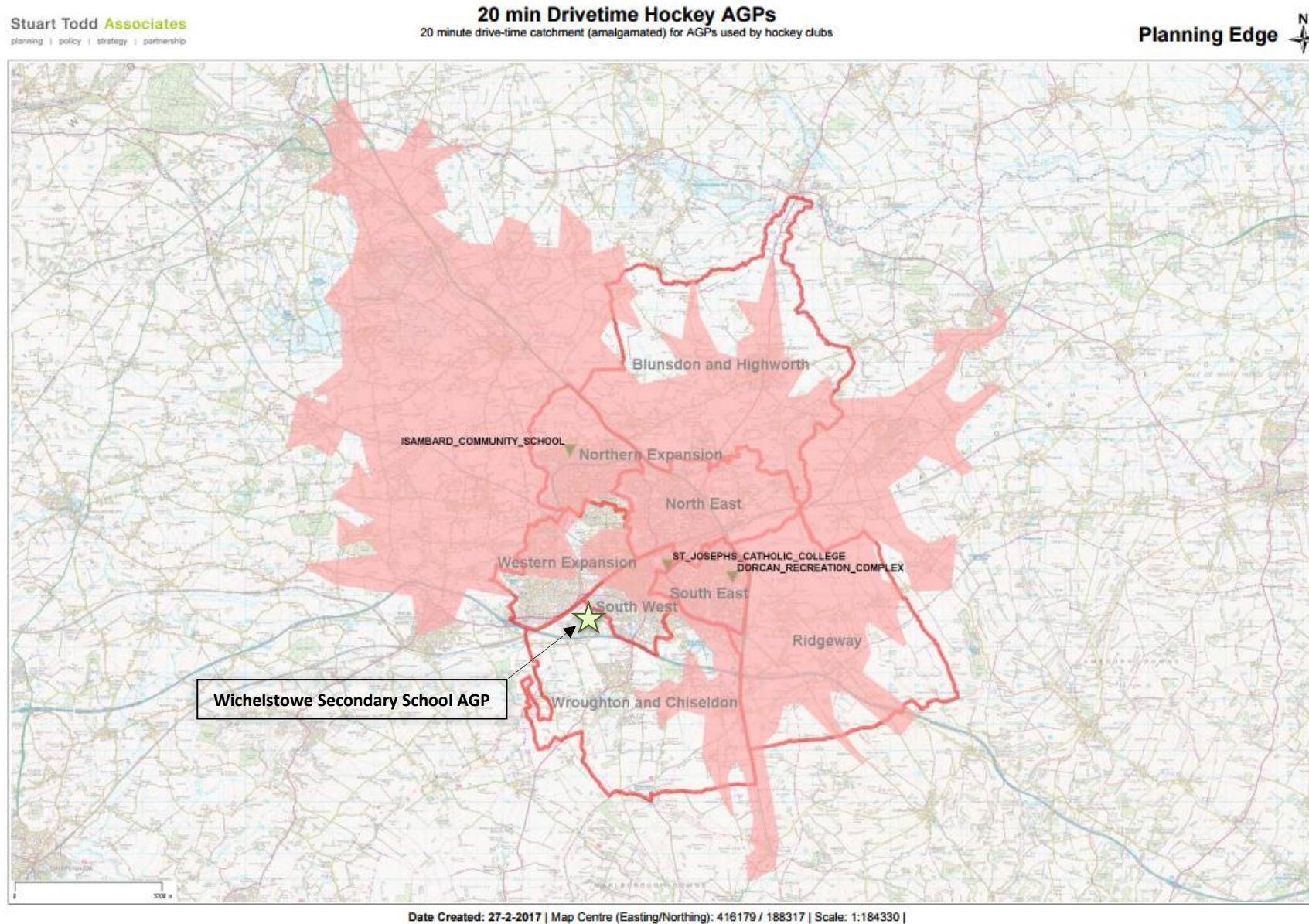
- 3.51 In order to understand fully the requirement for additional capacity in the future, it is important to take into account any known commitments or projects which will deliver any additional pitches. The following table sets out these known pitches, although for some sites, the pitch to be required or provided remains unknown with the anticipation being that this assessment and PPS strategy will inform that decision. There are clearly opportunities associated with large scale housing development in the Borough.

Figure H22

Site - Project	Location (grid ref)	Sub area	Sport in question	Proposed facilities	Indicative time frame	Status and Officer comments
PLANNED DEVELOPMENT – STRATEGIC ALLOCATIONS						
Wichelstowe (Secondary School)	SU135832 (Easting 413500, Northing 183200)	Wroughton and Chiseldon	Hockey, tennis, netball	Full size hockey orientated AGP plus Football orientated MUGA, tennis/netball courts and natural turf pitches with community use and ancillary changing and café area	2018	Developer led

- 3.52 Provision of a hockey AGP in this location is likely to widen the catchment area of residents within a 20 minute drive of a full size AGP which can accommodate hockey as the map below suggests. It is essential that the new pitch has a formal secure community use agreement in place.

Figure H23: Amalgamated Drive-time Catchment Area for Community Access AGPs used by Hockey Clubs and location of full size AGP (Wichelstowe) in the pipeline



Other potential opportunities

- 3.53 There may be other opportunities for new sand based AGP pitches if analysis identifies a need for additional provision. Sites identified in other sport assessment sections could be considered if necessary. Sites which could be considered for hockey include 2 x Primary Schools which have identified an interest in hosting an AGP (the identity of which cannot be referenced here due to data protection reasons).
- 3.54 Opportunities for additional pitches will need to be considered in light of not only the need to meet identified demand from hockey but also the potential release of sand based pitch supply from football training as 3G pitches are introduced to supply, on the basis of deliverability, the ability to secure community use, the ability to serve a wide catchment (and perhaps fill a spatial gap in supply) and the need for an AGP pitch to be managed and secured by a provider on-site.

Potential future sites at risk of loss

- 3.55 With no secure full size sand based AGPs in the Borough, all currently used pitches are considered to be at risk from loss. The pitch at Dorcan has been suggested to be most at risk given the agreement on its use will come to an end by the end of the strategy period. Of the two school sites used by the clubs, Isambard may be the next highest risk with the surface in a poor condition and with the current arrangements of having to go through the PFI management company to get improvements made.
- 3.56 This suggests that the strategy should focus on either securing community use on some or all of the sites and / or alternative provision of at least one secure site should be sought.

Future Demand Arising from Club Aspirations

- 3.57 During consultation, clubs were asked what aspirations they have in the future to grow the number of teams, the club and / or pitch provision and facilities (between 2016 and 2021). These aspirations relate to future club growth and are different and additional to latent demand and unmet demand which have been explored earlier in the assessment.
- 3.58 It is important to estimate what this might equate to in terms of match equivalent sessions (hours of use in the peak period) and additional pitches or pitch time required to cater for any growth. While the resulting figures provide a representation of the implications of statements of intent, aspirations for growth need to be set against the context of the ability to deliver these aspirations. The figures therefore provide a useful direction of travel and help to understand the likely requirement for additional pitches or improvements to existing pitches.
- 3.59 The table below sets out identified aspirational future demand and the capacity required in terms of match equivalents to satisfy that demand. Any issues that clubs have identified which will need addressing in order to realise their aspirational growth are also noted. Further detailed calculations of how the match equivalent sessions have been arrived at are included in the pitch data spreadsheet provided to the Borough Council.
- 3.60 In brief, however, figures are based on an assumption of 1 or 2 training sessions a week (needing one hour per week for training on average across age ranges) and a match at home every other week (on the basis of 1.5 hours on average across age ranges).

Figure H24: Aspirational future demand based on consultation

Club	Notes	Comments	Total capacity required (hours in peak period on a full size AGP to accommodate increase in demand)*
North Wilts Hockey Club		It is understood that the club would like to develop 1 x mixed gender junior team and that additional pitch time for training is needed to achieve growth.	1.5
Swindon Hockey Club		It is understood that the Club would like to develop 1 x Womens team, 1 x Girls U10 and 1 x Boys U10 and that a better playing surface and ancillary facilities is needed to achieve growth.	4

Notes. * figure rounded up to nearest half hour. Figures based on traditional usage for training understood to be for a full size pitch per team. This may be different in reality depending on numbers particularly with junior teams possibly training on half or third of a full size pitch. Assuming a full size pitch will, however, allow for some headroom in capacity required.

Sports Calculator estimates for AGPs

- 3.61 As already noted above, the Sport England Sports Facilities Calculator can be used to understand the space requirement for AGPs for a given resident population. The calculator suggests the following provision of full size AGPs is required for the resident population in 2021. The figures run through the calculator have not been adjusted for demand change.

Figure H25: Sports Facility Calculator Estimates for number of AGPs required for resident population

Artificial Grass Pitches	
Artificial Grass Pitches	
Demand adjusted by	0%
Pitches	7.42
vpwpp	5,488
Cost if 3G	£6,649,901
Cost if Sand	£5,232,709

Notes: vpwpp = visits per week in the peak period

Source: Sport England Sports Facilities Calculator, 2016

- 3.62 The figures must be treated with some caution however, as the calculator does not take into account movement of players between sub areas or demand being satisfied from people coming in to the Borough to see AGPs. It does not differentiate between different surfaces, nor between sports. The figures should be compared with the total number of AGPs (sand based and 3G) required to satisfy demand to 2021 for both hockey and football.

Projecting and Quantifying Future Demand and Needs

Team Generation Rates and number of pitches equivalent

- 3.63 To get an idea about the future number of *club teams* that might be formed from an increasing population during the strategy period to 2021 (and therefore future demand for AGP time / pitches), population projections can be applied to age groups used for competitive play. Team generation rates are calculated simply by dividing the current population within an age group for a sport by the number of teams in the area within that age group at the current time, with the ratio then applied to projected population for that age group.
- 3.64 The following table sets out the projected number of hockey teams in the Borough. This is then pro-rata to the sub areas where clubs have their usual base. The table then translates the figures to the number of hours that the additional teams may need (which could be provided either from existing stock or from additional pitches if needed).
- 3.65 Full Team Generation Rate calculations are available in the data spreadsheet provided to the Borough Council.

Figure H26: Impact of population increase in Borough by 2021 on the numbers of teams

Age Groups	Potential Change in Team Numbers in Age Group	Match equivalent sessions (hours) per week (matches)	Match equivalent sessions (hours) per week (training)	Total time (hours) required in the peak period (full size)
Senior Men (16-55yrs)	0.2	0.1	0.1	0.2
Senior Women (16-55yrs)	0.2			
Junior Boys (11-15yrs)	0.5	0.1	0.1	0.2
Junior Girls (11-15yrs)	0.6			
Total	-	0.2	0.2	0.5

Notes. Figures may not sum due to rounding. Total time rounded up to nearest half hour.

Figure H27: Impact of Population increase in Sub Areas by 2021 on the amount of additional AGP time needed in peak period (hours)

Borough Total	Sub Area	
	Northern	South East
0.5	0.5	0.0

Notes: While there is a club based in the south east sub area, the population projections indicate a fall in adult population and so the slight increase in the number of hours generated by junior age groups (0.2 hours) is cancelled out by the projected decrease in adult team requirements (-0.2 hours).

Additional (Increase in) Participation

- 3.66 Most National Sports Governing Bodies have targets to increase participation during Sport England's four year funding period. These have, in the past, tied investment in facilities and sports development to increases in the number of people playing their sport at least once a month for 30 minutes or more.
- 3.67 Percentage increases in participation can be higher than can be practically achievable, although they do represent a target to aim for to drive participation upwards. Participation has been changing in recent years with hockey participation growing, particularly through back to hockey which is not formal competitive hockey, but played more on a pay and play basis and not requiring a dedicated and regular commitment to both matches and training
- 3.68 The table below (Figure 28) sets a figure of 1% growth in the number of people participating across the sport as a whole from a percentage baseline established through the Active People Survey and applies that additional growth to the future population by 2021. In other words, it establishes what 1.3% of the adult population would equate to in terms of the number of people and teams this level of participation could generate from a figure of 0.3% of the population currently participating in Swindon. There are limits to the data, with the APS only providing figures for the 16+ age group. The next table (Figure H29) sets out the total figure for the Borough and then presents the figures which resulted for each sub area. The number of teams has been established by applying a figure of 20 people being required to sustain a team.
- 3.69 These figures can be set alongside the other estimates of future growth to help establish a grounded estimate from which assumptions about future demand for AGP time / pitches can be made. The full detailed tables calculating the figures are available in the data spreadsheet made available to the Borough Council.

Figure H28: Impact of 1% participation increase on current levels of participation in equivalent number of teams that could be generated by 2021 (Sub Areas)

Age Groups	Blunsdon and Highworth	Northern	North East	Western	South East	South West	Ridgeway	Wroughton and Chiseldon
Hockey Senior Men (16-55yrs)	2.9	12	9.7	11.9	8.5	0.5	1	4.8
Hockey Senior Women (16-55yrs)								

Figure H29: Impact of 1% participation increase on current levels of participation in equivalent number of teams that could be generated by 2021 (Borough)

Age Groups	Potential Change in Team Numbers in 16+ Age Group (i.e. additional teams by 2021)
Hockey Senior Men (16-55yrs)	51
Hockey Senior Women (16-55yrs)	

Notes: figures may not sum due to rounding.

- 3.70 The figures seem too high to be a realistic target for growth in hockey participation (it represents a 300% increase in current levels of play), although levels of participation are relatively low for a town the size of Swindon compared to other places (shown elsewhere in this report) and so the figures do represent perhaps where Swindon should be in the longer term.
- 3.71 Alongside this projection, England Hockey has provided additional estimates for increases in participation which have been derived from the England Hockey Strategy 'A Nation where Hockey matters' 2017 – 2021. Since 2010/11, England Hockey has stated that it has seen a 36% growth in the total number of club players. This is especially noted at U16s club level where there has been an 80% increase in members. As part of the England Hockey strategy, a long term aspiration is to double the number of people playing hockey in clubs by 2026. In Swindon, if this aspiration came to fruition this would equate to a possible future increase in club membership / participation (based on 2016/17 affiliation data) by 2021 as follows. The increase shown will include informal hockey including Back to Hockey, Pay & Play and Walking Hockey etc. as well as league teams.

Figure H30: Whole Borough Hockey participation (doubling current participation rates by 2026 / increasing by 50% by 2021)

PLAYERS 2016			
Hockey 2016	North Wilts HC	Swindon HC	Totals
Senior Club	46	70	116
Junior Club	12	73	85
Junior Club-school-links	0	20	20
Sunday Social	5	0	5
TOTAL	63	163	226

TEAMS 2016			
Hockey 2016	North Wilts HC	Swindon HC	Totals
Senior Club	4	5	9
Junior Club	0	8	8
Junior Club-school-links	0	1	1
Sunday Social	0	0	0
TOTAL	4	14	18

ADDITIONAL PLAYERS 2021			
Hockey additional by 2021 based on 50% increase	North Wilts HC	Swindon HC	Totals
Senior Club	23	35	58
Junior Club	6	37	43
Junior Club-school-links	0	10	10
Sunday Social	3	0	3
TOTAL	32	82	113

ADDITIONAL TEAMS EQUIVALENTS 2021			
Hockey additional by 2021 based on 50% increase	North Wilts HC	Swindon HC	Totals
Senior Club	1.2	1.8	2.9
Junior Club	0.4	2.4	2.8
Junior Club-school-links	0.0	0.7	0.7
Sunday Social	0.1	0.0	0.1
TOTAL	1.7	4.9	6.5

TOTAL PLAYERS			
Hockey total by 2021 based on 50% increase	North Wilts HC	Swindon HC	Totals
Senior Club	69	105	174
Junior Club	18	110	128
Junior Club-school-links	0	30	30
Sunday Social	8	0	8
TOTAL	95	245	339

TOTAL TEAMS			
Hockey total by 2021 based on 50% increase	North Wilts HC	Swindon HC	Totals
Senior Club	5	7	12
Junior Club	0	10	11
Junior Club-school-links	0	2	2
Sunday Social	0	0	0
TOTAL	6	19	25

Notes: Players to teams conversion based on Swindon typical number of players to generate and sustain a team, which, based on discussion with England Hockey should be around 20 players

- 3.72 It is sensible to use the participation rate increase targets adopted by England Hockey to project potential demand by 2021. This seems like a reasonable target in Swindon, where the numbers playing is relatively low in relation to the size of the Borough's population and given the short timescale for the strategy.

Augmenting Future and Current Demand Data

- 3.73 Having set out how current and future demand can be calculated and arrived at some figures to give an indication of the likely demand arising to 2021, they need to be set out together and augmented to ensure that they lead to rational and grounded estimates in terms of future requirements. The summary table below draws together all figures for future demand based on provision of AGP pitches. When considering the figures, as set out in the earlier sections there are limitations to the data and the key points to note are as follows.
- ▶ Displaced, unmet and latent demand - are more grounded and based on locally collected data during consultation and provide a baseline of demand that we know needs to be met in the short-term.
 - ▶ Aspirational future demand – provides us with an indication, based on locally gathered data and consultation how clubs would like to grow based on their understanding of demand now and trends in team formation. Some of the aspirational demand may not be achievable due to reasons such as cost of pitch hire, availability of coaches or of volunteers. Figures are calculated, however, based on these issues being overcome. There can be some overlap with TGR demand figures.
 - ▶ Team Generation Rates (TGRs) – are proportional projections based purely on figures which are not sensitive to the “real life” issues such as the capacity of clubs to absorb growth or whether teams will be formed from individuals becoming interested in playing hockey. There can be some overlap with aspirational demand figures.
 - ▶ Participation change – is another way of estimating based purely on figures and where assumptions are made to derive outputs. Projections derived from APS data are based purely on participation data for 16+. There is no data for younger players. Data from this source should therefore be used only for comparative purposes given unreliability and lack of detail for under 16 age groups. A low % rate of increase has been applied to derive figures. Comparatively, England Hockey have provided figures based on their target of doubling existing membership at

clubs for players playing competitively and those playing socially / informally by 2026 (i.e. a 50% increase to 2021). These suggest a moderate amount of growth given the low base that hockey is building from in the Borough. EH have a preference to use these projected targets than other routes to identify future growth and demand.

Figure H31: Summary of projected additional number of teams estimated (by various methods)

WHOLE
AREA: SWINDON BOROUGH

ADDITIONAL TEAMS 2016-2021							
	TGR	PARTICIPATION CHANGE	EH PARTICIPATION TARGET	DISPLACED	UNMET	ASPIRATIONAL	LATENT
Hockey Senior Men (16-55yrs)	0.2	62	3	0.0	0.0	0.0	0.0
Hockey Senior Women (16-55yrs)	0.1			0.0	0.0	0.0	1.0
Hockey Junior Boys (11-15yrs)	0.6	0.0	3.5	0.0	0.0	0.0	2.0
Hockey Junior Girls (11-15yrs)	0.7	0.0		0.0	0.0	0.0	1.0
<i>Total</i>	<i>1.5</i>	<i>62</i>	<i>6.5</i>	<i>0.0</i>	<i>0.0</i>	<i>0.0</i>	<i>4.0</i>

Notes: the EH participation target figure is only calculated (initially) for the Borough as a whole as apportioning it to each sub area could misrepresent where additional growth will arise.

SUB-AREA: BLUNSDON AND HIGHWORTH

ADDITIONAL TEAMS 2016-2021						
	TGR	PARTICIPATION CHANGE	DISPLACED	UNMET	ASPIRATIONAL	LATENT
Hockey Senior Men (16-55yrs)	0.0	2.9				
Hockey Senior Women (16-55yrs)	0.0					
Hockey Junior Boys (11-15yrs)	0.0					
Hockey Junior Girls (11-15yrs)	0.0					
<i>Total</i>	<i>0.0</i>	<i>2.9</i>	<i>0.0</i>	<i>0.0</i>	<i>0.0</i>	<i>0.0</i>

SUB-AREA: NORTHERN

ADDITIONAL TEAMS 2016-2021						
	TGR	PARTICIPATION CHANGE	DISPLACED	UNMET	ASPIRATIONAL	LATENT
Hockey Senior Men (16-55yrs)	0.2	12.0				
Hockey Senior Women (16-55yrs)	0.1					1
Hockey Junior Boys (11-15yrs)	0.5					1
Hockey Junior Girls (11-15yrs)	0.6					1
<i>Total</i>	1.5	12.0	0.0	0.0	0.0	3.0

SUB-AREA: NORTH EAST

ADDITIONAL TEAMS 2016-2021						
	TGR	PARTICIPATION CHANGE	DISPLACED	UNMET	ASPIRATIONAL	LATENT
Hockey Senior Men (16-55yrs)	0.0	9.7				
Hockey Senior Women (16-55yrs)	0.0					
Hockey Junior Boys (11-15yrs)	0.0					1
Hockey Junior Girls (11-15yrs)	0.0					
<i>Total</i>	0.0	9.7	0.0	0.0	0.0	1.0

SUB-AREA: SOUTH WEST

ADDITIONAL TEAMS 2016-2021						
	TGR	PARTICIPATION CHANGE	DISPLACED	UNMET	ASPIRATIONAL	LATENT
Hockey Senior Men (16-55yrs)	0.0	0.5				
Hockey Senior Women (16-55yrs)	0.0					
Hockey Junior Boys (11-15yrs)	0.0					
Hockey Junior Girls (11-15yrs)	0.0					
<i>Total</i>	<i>0.0</i>	<i>0.5</i>	<i>0.0</i>	<i>0.0</i>	<i>0.0</i>	<i>0.0</i>

SUB-AREA: RIDGEWAY

ADDITIONAL TEAMS 2016-2021						
	TGR	PARTICIPATION CHANGE	DISPLACED	UNMET	ASPIRATIONAL	LATENT
Hockey Senior Men (16-55yrs)	0.0	1.0				
Hockey Senior Women (16-55yrs)	0.0					
Hockey Junior Boys (11-15yrs)	0.0					
Hockey Junior Girls (11-15yrs)	0.0					
<i>Total</i>	<i>0.0</i>	<i>1.0</i>	<i>0.0</i>	<i>0.0</i>	<i>0.0</i>	<i>0.0</i>

SUB-AREA: SOUTH EAST

ADDITIONAL TEAMS 2016-2021						
	TGR	PARTICIPATION CHANGE	DISPLACED	UNMET	ASPIRATIONAL	LATENT
Hockey Senior Men (16-55yrs)	-0.1	8.5				
Hockey Senior Women (16-55yrs)	-0.1					
Hockey Junior Boys (11-15yrs)	0.1					
Hockey Junior Girls (11-15yrs)	0.1					
<i>Total</i>	<i>0.0</i>	<i>8.5</i>	<i>0.0</i>	<i>0.0</i>	<i>0.0</i>	<i>0.0</i>

SUB-AREA: WROUGHTON AND CHISELDON

ADDITIONAL TEAMS 2016-2021						
	TGR	PARTICIPATION CHANGE	DISPLACED	UNMET	ASPIRATIONAL	LATENT
Hockey Senior Men (16-55yrs)	0.0	4.8				
Hockey Senior Women (16-55yrs)	0.0					
Hockey Junior Boys (11-15yrs)	0.0					
Hockey Junior Girls (11-15yrs)	0.0					
<i>Total</i>	<i>0.0</i>	<i>4.8</i>	<i>0.0</i>	<i>0.0</i>	<i>0.0</i>	<i>0.0</i>

SUB-AREA: WESTERN

ADDITIONAL TEAMS 2016-2021						
	TGR	PARTICIPATION CHANGE	DISPLACED	UNMET	ASPIRATIONAL	LATENT
Hockey Senior Men (16-55yrs)	0.0	11.9				
Hockey Senior Women (16-55yrs)	0.0					
Hockey Junior Boys (11-15yrs)	0.0					
Hockey Junior Girls (11-15yrs)	0.0					
<i>Total</i>	0.0	11.9	0.0	0.0	0.0	0.0

- 3.74 Considering these numbers, it is sensible to consider a range of teams being possible to come forward during the lifetime of the strategy. Some of the numbers have more certainty than others in being established between now and 2021. There is potential for some of the figures to double-count or over-lap and it is therefore important that the figures are not read in isolation and supply and demand monitored to ensure that there is not over-provision.
- 3.75 TGRs and participation change provide us with a yardstick to monitor against and it is likely that some growth estimated through these projections will meet some of the identified aspirational growth and vice-versa. Aspirational growth identified by teams is likely to come in part from increasing interest (i.e. participation) and absorbing some additional growth from increased population (i.e. from TGRs). So, when considering the total number of teams generated by the calculations it seems very unlikely that over 60 team equivalents will come forward in reality by 2021. As explained earlier, it is not considered reliable to base future provision on the participation change projections and so these should be considered as an over-arching high level estimate indicating direction of travel only.
- 3.76 A rational approach is first to seek to meet the quantified and locally derived figure for displaced, unmet, and latent demand during the first 3 years of the strategy period to 2019. However, for hockey, there are no additional teams generated from data showing displaced, unmet or latent demand.
- 3.77 We have been made aware that EH are moving away from reliance on TGR figures to provide an accurate estimate of demand. The aspirational growth indicated by the teams is likely to be covered by the numbers emerging from the EH participation target which can be used to plan for change across the strategy period.
- 3.78 Some growth may have barriers which need to be overcome outside of physical pitch provision, such as the number of volunteers available to grow a club or the cost of hiring, purchasing or leasing additional pitch space. Demand appearing “on the ground” from figures will therefore need to be monitored to understand if demand is being realised and if not, what other measures might be needed to deliver the projected growth.
- 3.79 The following tables show the adjustments having taken these issues into account. It leaves the EH target as the preferred identified demand for hockey by 2021. The table does not provide a split for sub areas. This is because club based growth will be generated from across the Borough for each of the two clubs. It cannot be expected that each club’s growth will be generated simply from the sub area(s) within which it is based. However, when apportioned to each club, the EH participation target figure is split with growth amounting to 3 junior and 2 adult teams at Swindon HC and 1.5 adult and 0.5 a junior teams at North Wilts HC.

Figure H32: Summary of projected additional number of teams estimated (by various methods) – adjusted to meet England Hockey participation targets

WHOLE AREA: SWINDON BOROUGH							
	ADDITIONAL TEAMS 2016-2021						
	TGR	PARTICIPATION CHANGE	EH PARTICIPATION TARGET / TGR (2020-2021)	DISPLACED	UNMET	ASPIRATIONAL	LATENT
Hockey Senior Men (16-55yrs)	0.2	62	3.5	0.0	0.0	0.0	0.0
Hockey Senior Women (16-55yrs)	0.1			0.0	0.0	1.0	0.0
Hockey Junior Boys (11-15yrs)	0.6	0.0	3.5	0.0	0.0	2.0	0.0
Hockey Junior Girls (11-15yrs)	0.7	0.0		0.0	0.0	1.0	0.0
<i>Total</i>	<i>1.5</i>	<i>62</i>	<i>7</i>	<i>0.0</i>	<i>0.0</i>	<i>4.0</i>	<i>0.0</i>

Notes: Figures may not sum due to rounding. The EH participation target figure is only calculated for the Borough as a whole initially as apportioning it to each sub area could misrepresent where additional growth will arise. The EH participation target figure is split between two clubs with growth amounting to 3 junior and 2 adult teams at Swindon HC and 1.5 adult and 0.5 a junior teams at North Wilts HC

- 3.80 As noted, it is likely that the aspirational demand identified by the clubs during consultation will be included in the EH participation target figures and so it is suggested that only the EH participation rate figures are used for planning for capacity to 2021. It also seems sensible to split the amount of time likely to be required by growth equally across the strategy period to understand when capacity could be required. However, to re-iterate, during the strategy period, the focus should be on planning for, monitoring and managing additional capacity to meet the needs arising from increased participation appearing “on the ground” and so the time needed may be less or more than the annualised figure in any given year.
- 3.81 The response to additional required capacity *could* therefore look as presented in the following tables. Detailed figures are set out in an appendix to this report and the tables below set out the potential requirements of additional teams with regards to provision on pitches for matches or training, the figures for which are summed to understand the total picture. The tables below set out data for additional time needed on a full size AGP according to growth in the number of teams at clubs. Notionally, this growth would occur in the south east sub area (North Wilts HC use Dorcan) and Northern (with Swindon HC using Isambard). However, Swindon HC has also been using St Joseph’s pitch in the south west sub area due to the poor condition of the pitch at Isambard. The strategy will need explore where the home pitch(es) for Swindon HC will be in the long-term and therefore which sub area additional growth and existing demand will be situated. The position is similar for North Wilts HC given the position with the pitch at Dorcan not being secured for community use in the long-term, after the strategy period. Figures below are based on one team needing 1.5 hours on a full size pitch every other week for home matches and 1 hour on a third of a full size pitch every week.

Figure H33: Hours in the peak period required to accommodate demand from matches (weekend)

Club	Sub Area	Total 2016-2021	Annualised
North Wilts HC	South East	1.3	-
Swindon HC	Northern	3.6	
	South West		
Borough Total		4.9	1

Figure H34: Hours required to accommodate demand from training (weekday evenings)

Club	Sub Area	Total 2016-2021	Annualised
North Wilts HC	South East	0.6	-
Swindon HC	Northern	1.6	
	South West		
Borough Total		2.2	0.4

Figure H35: Hours required to accommodate demand from training and matches (total)

Club	Sub Area	Total 2016-2021	Annualised	ROUNDED* Total 2016-2021	ROUNDED* Annualised
North Wilts HC	South East	1.9	-	2	-
Swindon HC	Northern	5.2		5.5	
	South West				
Borough Total		7.1	1.4	7.5	1.5

Notes: * Figures rounded up to nearest half hour.

- 3.82 With no secure full size AGPs in use, these figures need to be set against use of unsecure sites if the strategy is to provide security of tenure and certainty of use into the future. The figure below sets out the level of use in addition to the figures above for additional capacity needed to 2021.

Figure H36: Hours required on secure sites to accommodate existing and future demand to 2021

Club	Sub Area	Existing use on unsecure sites	Additional capacity required 2016-2021	TOTAL capacity required on secure sites
North Wilts HC	South East	6	2	8
Swindon HC	Northern	7	5.5	19.5
	South West	7		
Borough Total		20	7.5	27.5

- 3.83 The tables which follow translate the demand into the amount of pitch time and potential number of full size pitches needed to accommodate hockey demand to 2021.
- 3.84 The tables assume scenarios for 2, 3 and 4 matches being accommodated on a Saturday and on a Sunday. Hockey traditionally sees two matches played on a Saturday but in order to make best use of an AGP, this may have to be extended to 3 or 4 where feasible (or where logistics prove workable depending on the leagues that the teams play in).
- 3.85 Figures have also been calculated for the amount of time required in midweek slots and equivalent whole pitches for training for the same number of teams. This is based on each team needing 1 hour of training time on one third of a pitch once a week and half of all adult teams requiring a second training session.

Figure H37: Number of teams requiring match slots to 2021 and resultant number of full size pitches needed

Club	Sub Area	Existing teams requiring match slots		Additional teams by 2021		TOTAL teams by 2021*		Number of home matches each week		Number of full size pitches required to accommodate play (2 match slots)**		Number of full size pitches required to accommodate play (3 match slots)***		Number of full size pitches required to accommodate play (4 match slots)****	
		Adult (Sat)	Junior (Sun)	Adult (Sat)	Junior (Sun)	Adult (Sat)	Junior (Sun)	Adult (Sat)	Junior (Sun)^	Adult (Sat)	Junior (Sun)^	Adult (Sat)	Junior (Sun)^	Adult (Sat)	Junior (Sun)^
North Wilts HC	South East	4	0	1.5	0.5	6	1	3	0.5	2		2		1	
Swindon HC	Northern	5	9	2	3	7	12	3.5	6	3		2		2	
	South West														
Borough Total		9	9	3.5	3.5	13	13	6.5	6.5	4		3		2	

Notes: * rounded up to nearest whole team. ** calculated by taking the highest number of required slots from either junior or adult play (so as not to double count requirements from different days) and dividing by 2 and rounding up to nearest whole pitch. *** calculated by taking the highest number of required slots from either junior or adult play (so as not to double count requirements from different days) and dividing by 3 and rounding up to nearest whole pitch. **** calculated by taking the highest number of required slots from either junior or adult play (so as not to double count requirements from different days) and dividing by 4 and rounding up to nearest whole pitch. ^ Junior play is likely to come forward from a combination of training / coaching, and festivals held once a month or less for around 2 to 3 hours per festival on a Sunday. 0.5 match per week (equalling around 30 minutes) is used as an equivalent amount of time likely to be required on a pro-rata basis. Should play change to league fixtures for juniors, this figure is also then likely to reflect one home match every other week.

Figure H38: Number of teams requiring training slots to 2021 and resultant number of full size pitches needed

Club	Sub Area	Existing teams requiring match slots		Additional teams by 2021		TOTAL teams by 2021*		Number of training sessions each week		Number of full size pitch equivalent hours required to accommodate training**		Proportion of total midweek one hour slots required (based on 18 hours of total availability Mon-Fri evenings)	
		Adult	Junior	Adult	Junior	Adult	Junior	Adult	Junior	Adult	Junior	Adult	Junior
North Wilts HC	South East	4	0	1.5	0.5	6	1	9	1	3.3		18%	
Swindon HC	Northern	5	9	2	3	7	12	10	12	7.3		41%	
	South West												
Borough Total		9	9	3.5	3.5	13	13	19	13	10.6		59%	

Notes: * rounded up to nearest whole team. ** number of hours divided by 3 to represent training taking place on one third of a full size pitch.

- 3.86 These figures therefore suggest that between 2 and 4 full size secure use pitches are required across the Borough to accommodate match day play at weekends if clubs were to share AGP s. If each club wanted its own AGP to call “home” separate from the other, North Wilts HC would require between 1 and 2 pitches and Swindon HC would require between 2 and 3. The exact number in each of these scenarios will depend on the time of match start and whether 2, 3 or 4 matches can be accommodated on one day. It is also dependent on the projected growth in participation being realised. Training needs for both clubs by 2021 can be accommodated on a single full size flood lit AGP with only 11 hours of time being required for all teams to train (with one full size AGP typically being available for 18 hours during the midweek peak period of Mon-Thurs 5pm-9pm and Fri 5pm-7pm). **A reasonable number of pitches to provide based on each club needing a home ground plus some reserve capacity at an alternative location would be 3 full size AGPs which are predominantly for hockey use.** In meeting this level of demand, the new additional pitch in the pipeline at Wichelstowe should be part of the solution. Thereafter, there are a number of options which could be considered to ensure that an additional full size pitches with secure community use are made available as part of the supply. These options are explored below.
- 3.87 The figures provide a “direction of travel” seeking to address immediate issues which are easily quantified. They are not a blueprint and will be set within the context of individual actions for pitches and grounds in the strategy and action plan. For example, there could be issues on individual sites or in relation to the use of sites which mean that the notional figure of any spare capacity cannot realistically be used. A degree of this understanding has already been applied to notional figures of spare capacity earlier in this report, but further moderation of realistic usable spare capacity will need to be applied as the strategy options are explored and during the delivery of actions which are outside the scope of the strategy itself (which cannot uncover all issues in relation to spare capacity which may exist).
- 3.88 After the initial phase in the strategy’s timeline (2016-2019), the position should be reviewed. In effect, a live action plan for delivery will have to be implemented and monitored. The key to ensure that supply meets demand realistically is to plan for, monitor and manage the balance between supply and demand, throughout the strategy period.
- 3.89 The impact of football use of sand based AGPs will need to be monitored to ensure that there are no adverse effects on the current supply of sand based AGPs for hockey through potentially lower demand if football teams move to 3G provision and use sand based AGPs less to the point where their viability is threatened. Conversely, there could be a positive impact on supply for hockey without the need for additional sand based AGPs being provided (if unsecure sites can be secured for community use).
- 3.90 It will be important, in the immediate future and early part of the strategy period to seek to secure formal agreement with providers of pitches on unsecure sites used by hockey clubs if possible, which will remove risk and pressure on the need to provide additional capacity on new pitches. If this cannot be achieved, consideration will need to be given to replacing the use of unsecure sites with capacity at existing or new secure pitches.

HOCKEY ASSESSMENT CONCLUSIONS

Summary

- 3.91 AGPs can provide a secure and high quality surface on which to play hockey, football and rugby where they meet the World Cup 22 standard³. Hockey is played on sand and water filled pitches with a 25mm pile and the AGPs are used for both matches and training. Hockey matches are typically played over a weekend with adult teams playing on Saturdays and junior teams on Sundays. Training usually takes place on weekday evenings. For football, in recent years, the popularity of AGPs has increased with most informal play (5 and 7-a-side in particular) and some training taking place on AGPs. The preference for football use is for 3G pitches which meet the performance standard of FIFA Quality 132 accreditation, which cannot be used for hockey, whereas such surfaces can be shared with rugby where the AGP meets the World Cup 22 standard. In Swindon, football teams are using sand based AGPs to train, and small sided leagues use sand based surfaces for a base. This places some pressure on supply available to hockey clubs for training on weekday evenings in particular.
- 3.92 Hockey demand is reasonably well-provided for in the Borough with supply currently meeting demand. There is currently a supply (carrying capacity) of 97 hours in the peak period. However, this capacity is shared with football teams using the pitches for training or for social / informal / small sided football. Current demand from hockey use is around 20 hours per week. However, in reality, supply is at risk with all full size pitches available to and used by hockey clubs being on unsecure sites. Swindon Hockey Club (HC) has its home pitch at Isambard but there are consistent issues with regard to quality with the surface rated as poor and often being too slippery to play on safely. The club has been playing on occasion on the pitch at St Joseph's Catholic College as a result of a high number of cancellations at Isambard for both training and matches. However, both sites are unsecured community use with no formal community use agreement in place. North Wilts HC plays at Dorcan and while there is some security of use for the next few years, this is only in place until the end of the strategy period and so there is a medium term risk that capacity at this site could be lost to an alternative use or 3G surface for football. All of the sites that hockey clubs play on are also used of other sports in the peak period. For the clubs to sustain current demand and grow with confidence, they need a home ground / pitch which has a secure use agreement in place for the long term, beyond the strategy period.
- 3.93 Between the two clubs there are 20 teams, with 9 of these being adult teams and the rest junior. There has been some interest in the Borough in establishing school-links hockey and informal sessions such as Back to Hockey. Following England Hockey's (EH) target for doubling participation rates by 2026, a 50% increase in current numbers of players registered with clubs across age groups by the end of the strategy period (2021) suggests that an additional 32 players could arise at North Wilts HC (equating to almost 2 additional teams) and 82 at Swindon HC (equating to around 5 additional teams), a total of 7 teams (equivalent) across the Borough. Working through the required number of hours for training on weekday evenings and matches at weekends for the total number of anticipated teams by 2021, a total of almost 28 hours of full size pitch time will be needed to accommodate demand, an increase of 8 hours on current levels of time used. **This equates to a need for 2-3 full size pitches to accommodate match day play on Saturdays and Sundays.** Training needs can easily fit within this level of provision, amounting to almost 11 hours of time on a full size pitch during midweek evenings for both clubs (where training is held on one third of a pitch for one team and with 1 full size AGP supporting up to 18 hours of weekday evening time).
- 3.94 With concerns about security and quality of supply at the club's main home pitches (Dorcan and Isambard), the strategy should look to replace use of these pitches with pitches with security of tenure in the long-term.

³ World Cup 22 relates to the standard required of artificial turf for rugby. See http://www.irb.com/mm/document/lawsregs/regulations/04/21/57/42157_pdf.pdf for the full regulation.

- 3.95 The site in the pipeline at Wichelstowe could form part of this solution and the site is well-placed within the Borough to serve a catchment which will cover much of the southern part of the Borough. This could serve to fill an immediate need for security of tenure and provision of a pitch of high quality for Swindon HC, with continued failings of the pitch at Isambard. Until this site is available, the club could take the opportunity to continue to build relationships with St Joseph's school to help provide some short-term security of use of the pitch but also to build school-links to encourage more children to play the game. In the short-term, North Wilts HC seems likely to be able to continue to use the pitch at Dorcan. However, the uncertainty over the site's future means that an alternative site will need to be found for the club. Spatially, if the Wichelstowe pitch is delivered, the Borough would ideally have a second full size pitch located for hockey use in the northern half of the Borough, for example, on its edge as part of a strategic development (such as the new Eastern Villages development or Kingsdown) or at a school site from those schools which expressed an interest in hosting an AGP, if the opportunity can be taken, in order to maximise its catchment area to attract players and prevent the displacement of players to clubs outside the Borough to the north, east and west of the Borough. Such positioning should help to capture some of the latent and displaced demand shown by the figures comparing Swindon to other settlements levels of hockey participation and club membership.
- 3.96 Clearly, timing will be critical, with a need to identify a site early in the strategy period to ensure delivery prior to the end of the current contractual arrangement between the Borough Council and GLL which currently ensures that the AGP remains and does so with community use. If these two new pitches can be brought forward with security of tenure this will provide the clubs with a solid base upon which to sustain and grow the clubs and informal participation. Of the current pitches used by hockey, it would seem logical for clubs to make links with local schools to help grow the game and for the pitch at St Joseph's to continue to play a positive role in supplementing capacity (perhaps for both clubs, but at least with Swindon HC) if security of tenure or at least a formal agreement of use can be established. Notwithstanding the security of tenure, agreement should be reached between clubs, EH, the Borough Council and providers with regard to certainty of capacity available solely for hockey use compared to other sports. Should the strategy suggest a significant increase in the provision of 3G pitches for football, this additional provision is unlikely to lead in itself to a loss of pitch time or availability for hockey on sand based surfaces.
- 3.97 Spatially, there is a lack of provision or access within a 20 minute drive-time catchment in the Wroughton and Chiseldon sub area in particular. However, the proposal for a full size sand based pitch at Wichelstowe School will plug the gap and provide a significant facility in the southern part of the Borough. Loss of one or more of the pitches currently used for hockey could result in a significant part of the Borough without access to a full size AGP for hockey.
- 3.98 Levels of actual and short-term demand will need to be closely monitored to understand how real demand increases during the lifetime of the strategy. The strategy for hockey beyond 2021 will need to be reconsidered during 2019/20 in light of changes in demand and the position with regard to the proposed additional capacity being delivered and used.

Demand Summary

- 3.99 The demand summary for the strategy and the "direction of travel" it should take for hockey is as follows. However, it is important to note that figures for supply, demand and standards **should not be read or relied upon in isolation** outside of the context provided by the strategy recommendations.
- ▶ There is currently a supply (carrying capacity) of 97 hours in the peak period. However, this capacity is shared with football teams using the pitches for training or for social / informal / small sided football. Current demand from hockey use is around 20 hours per week. **Current demand is met by supply** and availability during the peak period for matches and training.
 - ▶ **Demand is projected to increase by 2021.** Taking into account additional future demand, an additional 32 players could arise at North Wilts HC (equating to almost 2 additional teams) and 82 at Swindon HC (equating to around 5 additional teams), a total of 7 teams (equivalent) across the Borough. A total of almost 28 hours of full size pitch time will be needed to

accommodate demand, an increase of 8 hours on current levels of time used. **This equates to a need for 2-3 full size secure community use pitches with floodlighting to accommodate match day play on Saturdays and Sundays. Training needs can easily fit within this level of provision**, amounting to almost 11 hours of time on a full size pitch during midweek evenings for both clubs (where training is held on one third of a pitch for one team and with 1 full size AGP supporting up to 18 hours of weekday evening time).

- ▶ Provision should be made based on 2 secure full size floodlit AGPs with a third additional full size pitch provided only in response to demonstrable demand “on the ground”. A “plan, deliver, monitor, manage” approach should therefore be taken to the provision of additional capacity.

Strategy Recommendations

- 3.100 The above assessment conclusions suggest that the approach to the PPS strategy in the Borough should be as follows:

BALANCE AND CERTAINTY OF SUPPLY TO ACCOMMODATE DEMAND

- ▶ Consider undertaking additional work to better understand the likely demand to arise beyond the strategy period to 2021, particularly in relation to growth arising from housing development and the impact of current England Hockey initiatives to increase participation.

PROTECT

- ▶ Protect the existing supply of pitches (and the capacity they provide) identified in the assessment unless replacement capacity is provided.
- ▶ Protect the current number of hours used by hockey in the peak period as a minimum (i.e. seek to prevent use by additional football training on pitches used for hockey).
- ▶ Seek to protect capacity provided at Dorcan beyond the current contractual agreement for its use, should provision proposed below not be deliverable before the end of the strategy period (2021).
- ▶ Seek agreement between hockey (England Hockey) and football (Football Association), and with providers and clubs, about which sport should have sole or priority use of sand based full size AGPs as new 3G pitches proposed are introduced.

ENHANCE

- ▶ Gain formal agreement or security of use of the pitch at St Joseph’s school through clubs, EH and other relevant authorities working with pitch providers / owners to sustain current capacity for hockey at the site.
- ▶ Seek improvements to quality of the pitch at Isambard to help provide consistency of supply and quality in short-term capacity.
- ▶ For development proposals outside of Swindon’s New Communities and as detailed in the Council’s adopted CIL Regulation 123 Infrastructure list, CIL monies can be secured towards the upgrade and management of existing strategic outdoor sports and recreation provision and creation of new provision and associated facilities (this includes playing pitches as identified in the PPS).

PROVIDE

- ▶ Where the loss of an existing pitch is unavoidable, provide replacement pitch capacity to good quality standard in a location appropriate to demand to mitigate loss.
- ▶ Ensure that the provision of any new pitches and facilities meet the most up-to-date quality design standards and dimensions supported by the NGB and Sport England and include floodlighting.
- ▶ Ensure that any new facilities and other associated pitch infrastructure are provided to meet the most up-to-date Building Regulations, including, but not restricted to, those relating to accessibility.
- ▶ Ensure that any new pitches and facilities have a sustainable long-term business and financial management plan in place to ensure long-term viability. This must include arrangements for a sinking

fund to ensure that the replacement or refurbishment of the pitch surface is viable when renewal is likely to be required. It should also include a management and maintenance regime appropriate for the surface and level of use agreed with the appropriate bodies (for example, the Borough Council, EH and / or Sport England).

- ▶ Ensure that all new pitches and facilities have a secure community use agreement in place for the long-term (preferably in perpetuity) for peak period use (Mon-Thurs 5pm – 9pm and Fri 5pm -7pm where floodlighting is put in place and Saturday and Sunday 9am-5pm) and that the appropriate body or bodies are identified to monitor and enforce such agreements.
- ▶ The provision of additional pitches and / or facilities should be closely co-ordinated between NGB, clubs, leagues, Sport England, the local authority, and the land owner (where not one of the aforementioned bodies).
- ▶ Monitor closely the change in demand to map against projected demand and understand the real demand “on the ground” for additional match and training time. The delivery of additional pitches should be made in a timely fashion, i.e. co-ordinated in alignment with demand, availability of supply and risk of loss of existing supply on unsecure sites. A “plan, deliver, monitor, manage” approach should therefore be taken to the provision of additional capacity.
- ▶ New AGP pitches should only be located in locations outside areas of flood risk.
- ▶ Deliver a new full size floodlit AGP suitable for hockey use at Wichelstowe.
- ▶ Consider and find an appropriate location for an additional full size floodlit AGP suitable for hockey in the northern part of the Borough, for example at one of the sites currently in the pipeline such as at a strategic development, or at a site where a provider or host is looking to develop a new sand based AGP (for example at a school or Academy site) where the above requirements can all be met to ensure certainty of use, quality and accessibility to hockey clubs.
- ▶ New AGPs should be located on a managed site hosted by a provider which will: adhere to the recommendations for pitches above; and, not rely on third party management of the pitch and ancillary facilities.
- ▶ Where development proposals outside of Swindon’s New Communities (identified in the Local Plan 2026) generate a need / demand for strategic outdoor sports (including playing pitches), such provision should be provided on-site in accord with the recommendations of the PPS and best practice guidance
- ▶ Where development proposals within Swindon’s New Communities (identified in the Local Plan 2026) generate a need / demand for strategic outdoor sports (including playing pitches), such provision should be provided on-site in accord with the recommendations of the PPS and best practice guidance

Advisory Standards

3.101 Advisory standards are set out below to provide guidance to those planning for future provision of pitches:

- ▶ With regard to provision of new, additional and / or improved facilities and pitches, the following **guidelines** are provided:
 - Quality: Pitches and facilities should conform to the most up-to-date NGB guidance. Pitches should have a “sinking fund” for certainty of future refurbishment / replacement of the surface and an appropriate maintenance regime in place to maintain good quality.
 - Accessibility: Pitches and facilities should conform to the most up-to-date Building Regulations and NGB guidance; be secure; be easily and safely accessible by cycle, foot and public transport; have secure cycle storage / parking; and, have sufficient car parking spaces to accommodate demand for the use of the facility and any associated shared uses and comply with the most up-to-date Highways Authority, Local Planning Authority and Sport England requirements / guidance. Pitches should be available for 34 peak period hours (Mon – Thurs 5pm-9pm, Fri 5pm-7pm and Sat – Sun 9am-5pm), be floodlit and have secure community use, with some hours made available for informal and pay and play use (subject to demand). Residents should be able to access at least 1 full size sand based AGP within a 20 minute drive (not a radius / as the crow flies) (approximately⁴ 5 miles based on an average urban area driving speed of 15mph). Where demand is addressed

⁴ this is an approximate figure as average traffic speeds vary from location to location and route to route and will change during the strategy period. Up to date GIS based traffic times should be used to estimate how far a catchment will extend based on the times given.

through the provision of small or half size pitches, residents should be able to access at least 1 within a 10 minute drive (not a radius / as the crow flies) (approximately⁵ 2.5 miles based on an average urban area driving speed of 15mph). These standards apply where demonstrable demand exists on the ground and where a facility is feasible and viable in the long-term.

- Quantity: The Sport England Playing Pitch Calculator should be used by the local authority to generate baseline figures for pitch requirements relating to new development sites (usually at the pre-application stage of the planning process). Such figures must be used only as a starting point and not used in isolation without reference to area requirements for need and demand set out in the assessment report and strategy.

⁵ this is an approximate figure as average traffic speeds vary from location to location and route to route and will change during the strategy period. Up to date GIS based traffic times should be used to estimate how far a catchment will extend based on the times given.

4. CRICKET

CRICKET

Introduction

- 4.1 Cricket has traditionally been played on grass pitches with a number of pitches (wickets / strips) on a single square used in order to preserve the quality of the playing surface throughout the season. However, grounds will also often have artificial pitches, being used largely for practice and junior evening and weekend matches where the main grass wickets require a rest period to maintain quality for first and other adult team matches. Grounds will often have practice nets at their margins to support training which can be grass or artificial surfaces, but more commonly the latter. Some teams can rely on mobile nets used over artificial or grass pitches on or adjacent to the main square.
- 4.2 Cricket is structured into two age bands of U7-U18 or “junior” teams and 19-55 years or “open age” adult teams. Adult matches tend to be played predominantly on Saturdays and junior matches on Sundays although this is dependent on the format and training will normally take place on a weekday evening (sometimes supplemented by indoor training if facilities are available and the weather is poor or the ground is unable to support training).
- 4.3 Information compiled in this assessment has been taken from a number of sources including a non-technical (visual) audit of pitch quality, Active Places Power (Sport England) data, consultation with the England and Wales Cricket Board (ECB) and Wiltshire Cricket (WC), club surveys and surveys sent to pitch owners and providers (including the education sector). Respondents to the surveys are appended.
- 4.4 During consultation which gathered data for this assessment, 25 surveys were sent to clubs with a total of 12 returned. A survey was also sent to the organiser of Last Man Stands and received back. In addition to surveys sent to clubs, 9 Parish Councils of 11 sent returned surveys about their pitches, as did 42 schools of 81 sent.

Defining Pitches

- 4.5 Grass cricket pitches set out for adult / senior and junior play are included in this assessment. Both grass and artificial wickets are included although it is not straightforward to identify exactly how much play takes place on artificial wickets, given that they will tend to be used for certain matches (for example not usually for 1st XI teams) or when wet weather has made a grass wicket unplayable. Indoor provision has not been assessed although where it is known that a team uses indoor facilities, this has been recorded.
- 4.6 For the purposes of this assessment a pitch is a ‘wicket’ or the strip of ground on which the batting takes place and comprises two sets of stumps and bails (one at each end). A ‘square’ is the area within which one or more pitches are laid and set out. The ‘ground’ comprises the pitches (and therefore the square), ‘infield’ and ‘outfield’ where bowling and fielding takes place and ancillary facilities such as the pavilion.
- 4.7 The dimensions of a standard cricket pitch are set out in the ECB document “Recommended Guidelines for the construction, preparation and maintenance of cricket pitches and outfield at all levels of the game”. The figure below reproduces pitch (wicket) dimensions. The size of grounds will vary due to their historic roots when sizes were not standardised for play, although wickets will tend to comply with requirements (for example, an average 10 wicket square will measure 100 x 75 feet / 30.48 x 22.86 meters and a single wicket 20 metres / 22 yards long). There are no fixed dimensions for the ground as a whole although typically, its diameter will be

between 100m to 150m (although ECB guidelines suggest that the boundary should be a minimum of 45.72m from the centre of the wicket in use¹).

Figure C1: Dimension of cricket pitches

Pitch Measurements (Law 8)			
	Pitch	Stumps	Bails (length)
Adult	20.12m (22 yards)	71.1 x 22.86cm (28 x 9 inches)	10.95cm (4 ⁵ / ₁₆ inches)
Junior (Under 13)	19.20m (21 yards)	68.58 x 20.32cm (27 x 8 inches)	9.58cm (3 ¹³ / ₁₆ inches)
Junior (Under 11)	18.29m (20 yards)	68.58 x 20.32cm (27x8 inches)	9.58cm (3 ¹³ / ₁₆ inches)
Junior (Under 9)	16.46m (18 yards)	68.58 x 20.32cm (27.8 inches)	9.58cm (3 ¹³ / ₁₆ inches)

ECB Recommendations for Junior Cricket			
	Pitch	Stumps	Bails (length)
Under 15	20.12m (22 yards)	68.58 x 22.86cm (27x9 inches)	10.95cm (4 ⁵ / ₁₆ inches)
Under 14	20.12m (22 yards)	68.58 x 22.86cm (27x9 inches)	10.95cm (4 inches)
Under 13	19.20m (21 yards)	68.58 x 20.32cm (27x8 inches)	9.58cm (3 ¹³ / ₁₆ inches)
Under 12	19.20m (21 yards)	68.58 x 20.32cm (27x8 inches)	9.58cm (3 ¹³ / ₁₆ inches)
Under 11	18.29m (20 yards)	68.58 x 20.32cm (27x8 inches)	9.58cm (3 ¹³ / ₁₆ inches)
Under 10	17.37m (19 yards)	68.58 x 20.32cm (27x8 inches)	9.58cm (3 ¹³ / ₁₆ inches)
Under 9	16.46m (18 yards)	68.58 x 20.32cm (27x8 inches)	9.58cm (3 ¹³ / ₁₆ inches)

Source: p. 58, "Recommended Guidelines for the construction, preparation and maintenance of cricket pitches and outfielders at all levels of the game", ECB, 2011 – see <http://www.ecb.co.uk/development/facilities-funding/facilities-guidance-and-project-development/ts4-cricket-pitches-and-outfields,1572,BP.html>

¹ Source: p. 36, "Recommended Guidelines for the construction, preparation and maintenance of cricket pitches and outfielders at all levels of the game", ECB, 2011 – see <http://www.ecb.co.uk/development/facilities-funding/facilities-guidance-and-project-development/ts4-cricket-pitches-and-outfields,1572,BP.html>

CURRENT SUPPLY

Current Supply, Quantity and Type of Existing Provision

- 4.8 There are 7 cricket grounds with secure community use grass pitches in the Borough, 3 with artificial pitches and 4 with practice nets. There is 1 unsecure community use ground with grass pitches, 5 with artificial pitches and 1 with outdoor practice nets. In total, there are 56 grass pitches and 3 on secure community sites and 8 grass and 5 artificial on unsecure sites. There are 3 grounds with no community use, all of which are on school sites.

Figure C2 Pitch types in private and community use (by number of sites / grounds)

Pitch type	Number of grounds with type of pitch		
	No community use (private)	Community use (secured)	Community use (unsecured)
Artificial	3	3	5
Grass	1	7	1
Practice nets	0	4	2
Totals	4	14	8

Figure C3: Number of pitches on community use sites

Pitch type	Number of pitches: Community use (secured)		Number of pitches: Community use (unsecured)	
	Grass	Artificial / non-turf	Grass	Artificial / non-turf
Blunsdon and Highworth	20	0	0	0
Northern	0	0	0	1
North East	10	0	0	0
Western	0	2	0	1
South West	12	1	8	2
South East	0	0	0	0
Ridgeway	8	0	0	0
Wroughton and Chiseldon	6	0	0	1
Totals	56	3	8	5

- 4.9 The tables below set out where the community use pitches are and whether they have secure community use or unsecure use. Pitch IDs which have the letter “s” share the use of all or part of the pitch with another sport such as rugby or football for part of the season. Pitches with no letter suffix are grass. Pitches with a lower case suffix such as “a”, “b” or “c” are one of several pitch types on the site.

Figure C4: Cricket pitches in community use (secured)

PPS Pitch ID	Site Name	Sub Area	Parish	Pitch Type	Number of pitches (grass and artificial / non-turf)	Community use category	Security of community use
C1000s	BLUNSDON RECREATION GROUND	Blunsdon and Highworth	Blunsdon CP	Grass Wickets	4	Available for community use and used	Secured
C1015	SEVENHAMPTON CRICKET GROUND (SWINDON UNITED CHURCHES)	Blunsdon and Highworth	Highworth CP	Grass Wickets	6	Available for community use and used	Secured
C1018sa	THE ELMS RECREATION GROUND	Blunsdon and Highworth	Highworth CP	Grass Wickets	10	Available for community use and used	Secured
C1009a	NALGO SPORTS PITCH	North East	Stratton St Margaret CP	Grass Wickets	10	Available for community use and used	Secured
C1009b	NALGO SPORTS PITCH	North East	Stratton St Margaret CP	Practice Nets	-	Available for community use and used	Secured
C1004sa	HOOPERSFIELD	Ridgeway	Wanborough CP	Grass Wickets	8	Available for community use and used	Secured
C1004sb	HOOPERSFIELD	Ridgeway	Wanborough CP	Practice Nets	-	Available for community use and used	Secured
C1017	THE COUNTY GROUND	South West	Central Swindon South CP	Grass Wickets	12	Available for community use and used	Secured
C1018	THE COUNTY GROUND	South West	Central Swindon South CP	Practice Nets	-	Available for community use and used	Secured
C1003sa	CROFT SPORTS CENTRE	South West	South Swindon CP	Non Turf Wickets	1	Available for community use and used	Secured
C1003sb	CROFT SPORTS CENTRE	South West	South Swindon CP	Practice Nets	-	Available for community use and used	Secured
C1007	MOREDON PLAYING FIELDS	Western	Central Swindon North CP	Non Turf Wickets	1	Available for community use and used	Secured
C1008	MOREDON PLAYING FIELDS	Western	Central Swindon North CP	Non Turf Wickets	1	Available for community use and used	Secured
C1019	WEIR FIELD	Wroughton and Chiseldon	Wroughton CP	Grass Wickets	6	Available for community use and used	Secured

Figure C5: Cricket pitches with community use (unsecured)

PPS Pitch ID	Site Name	Sub Area	Parish	Pitch Type	Number of pitches (grass and artificial / non-turf)	Community use category	Security of community use
C1005sa	ISAMBARD COMMUNITY SCHOOL	Northern	St Andrews CP	Non Turf Wickets	1	Available for community use but unused	Unsecured
C1005sb	ISAMBARD COMMUNITY SCHOOL	Northern	St Andrews CP	Practice Nets	-	Available for community use but unused	Unsecured
C1010s	NATIONWIDE FOOTBALL CLUB	South West	South Swindon CP	Grass Wickets	8	Available for community use and used	Unsecured
C1011s	NATIONWIDE FOOTBALL CLUB	South West	South Swindon CP	Non Turf Wickets	1	Available for community use and used	Unsecured
C1016s	ST JOSEPHS CATHOLIC COLLEGE	South West	Central Swindon South CP	Non Turf Wickets	1	Available for community use but unused	Unsecured
C1012s	NOVA HREOD ACADEMY	Western	Central Swindon North CP	Non Turf Wickets	1	Available for community use but unused	Unsecured
C1013sa	RIDGEWAY SCHOOL AND LEISURE CENTRE	Wroughton and Chiseldon	Wroughton CP	Non Turf Wickets	1	Available for community use and used	Unsecured
C1013sb	RIDGEWAY SCHOOL AND LEISURE CENTRE	Wroughton and Chiseldon	Wroughton CP	Practice Nets (indoor)	-	Available for community use and used	Unsecured

- 4.10 The numbers and locations of pitches with unsecured community use are important to note as there is a risk in their continued use. Without a formal agreement in place to secure the community use, a club or team could find that it does not have a home pitch or ground to play on at short notice.
- 4.11 Use of dedicated pitches are sometimes supplemented by marking out temporary pitches for other sports over them during the main sport's season of use. This is common at school sites where the outfield is sometimes over-marked by other summer sports such as rounders or athletics markings. This is not the same thing as sports sharing a site, for example, where two different sports have pitches marked out during different parts of the year according to their season.
- 4.12 From audit data supplied by the Borough Council, only five sites are over-marked in the outfield. These are at Isambard Community School (C1005sa), St Joseph's College (C1016s), Nationwide (C1010s), Nova Hreod Academy (C1012s) and Ridgeway School (C1013sa). All of these sites are in unsecure use.
- 4.13 In addition to pitches with community access, there are a number of other pitches where there is no community access, with most of them being on school, college and Academy sites. Figure 6 lists these sites.

Figure C6: Sites with no community use / access

PPS Pitch ID	Site Name	Sub Area	Parish	Pitch Type	Community use category
C1002s	CHURCHFIELD S ACADEMY	South East	Central Swindon South CP	Non Turf Wickets	Not available for community use
C1006s	LYDIARD PARK ACADEMY	Western	West Swindon CP	Non Turf Wickets	Not available for community use
C1014s	RUSKIN JUNIOR SCHOOL	North East	Stratton St Margaret CP	Non Turf Wickets	Not available for community use
C1001	BURDEROP PARK	Wroughton and Chiseldon	Chiseldon CP	Grass Wickets	Not available for community use

Role of shared use sites

- 4.14 A number of pitches are used for more than one sport. For cricket, shared use is typically with football where the cricket outfield also forms part of a football pitch during the football season. This can lead to conflict between uses at the start and end of the cricket season (although is not always the case), and football clubs can sometimes take priority over cricket clubs (and vice-versa). The table below sets out the location of shared sites.
- 4.15 Discussions with the WC and Borough Council officers has suggested that the shared use of sites is not often an issue of concern in the Borough where effective management of sites is in place and where there is a shared understanding by both sports clubs using the site.
- 4.16 However 2 sites in particular have been suggested as having some issues with winter sports reducing significantly the quality of the outfield, at Hoopersfield and at Nationwide. With regard to the latter, Swindon Old Boys RFC have a desire to move to a permanent home ground used solely for rugby and if this can be achieved, the position with regard to the quality of the outfield could be resolved.

Figure C7: Shared Sites (Community Use)

PPS Pitch ID	Site Name	Sub Area	Parish	Pitch Type	Community use category	Security of community use
C1000s	BLUNSDON RECREATION GROUND	Blunsdon and Highworth	Blunsdon CP	Grass Wickets	Available for community use and used	Secured
C1003sa	CROFT SPORTS CENTRE	South West	South Swindon CP	Non Turf Wickets	Available for community use and used	Secured
C1004sa	HOOPERSFIELD	Ridgeway	Wanborough CP	Grass Wickets	Available for community use and used	Secured
C1005sa	ISAMBARD COMMUNITY SCHOOL	Northern	St Andrews CP	Non Turf Wickets	Available for community use but unused	Unsecured
C1010s	NATIONWIDE FOOTBALL CLUB	South West	South Swindon CP	Grass Wickets	Available for community use and used	Unsecured
C1011s	NATIONWIDE FOOTBALL CLUB	South West	South Swindon CP	Non Turf Wickets	Available for community use and used	Unsecured
C1012s	NOVA HREOD ACADEMY	Western	Central Swindon North CP	Non Turf Wickets	Available for community use but unused	Unsecured
C1013sa	RIDGEWAY SCHOOL AND LEISURE CENTRE	Wroughton and Chiseldon	Wroughton CP	Non Turf Wickets	Available for community use and used	Unsecured
C1016s	ST JOSEPHS CATHOLIC COLLEGE	South West	Central Swindon South CP	Non Turf Wickets	Available for community use but unused	Unsecured
C1018sa	THE ELMS RECREATION GROUND	Blunsdon and Highworth	Highworth CP	Grass Wickets	Available for community use and used	Secured

Location of Pitches

- 4.17 The location of these grounds, both with and without community access, is shown in the maps below.

Figure C8: Location of All Cricket Grounds

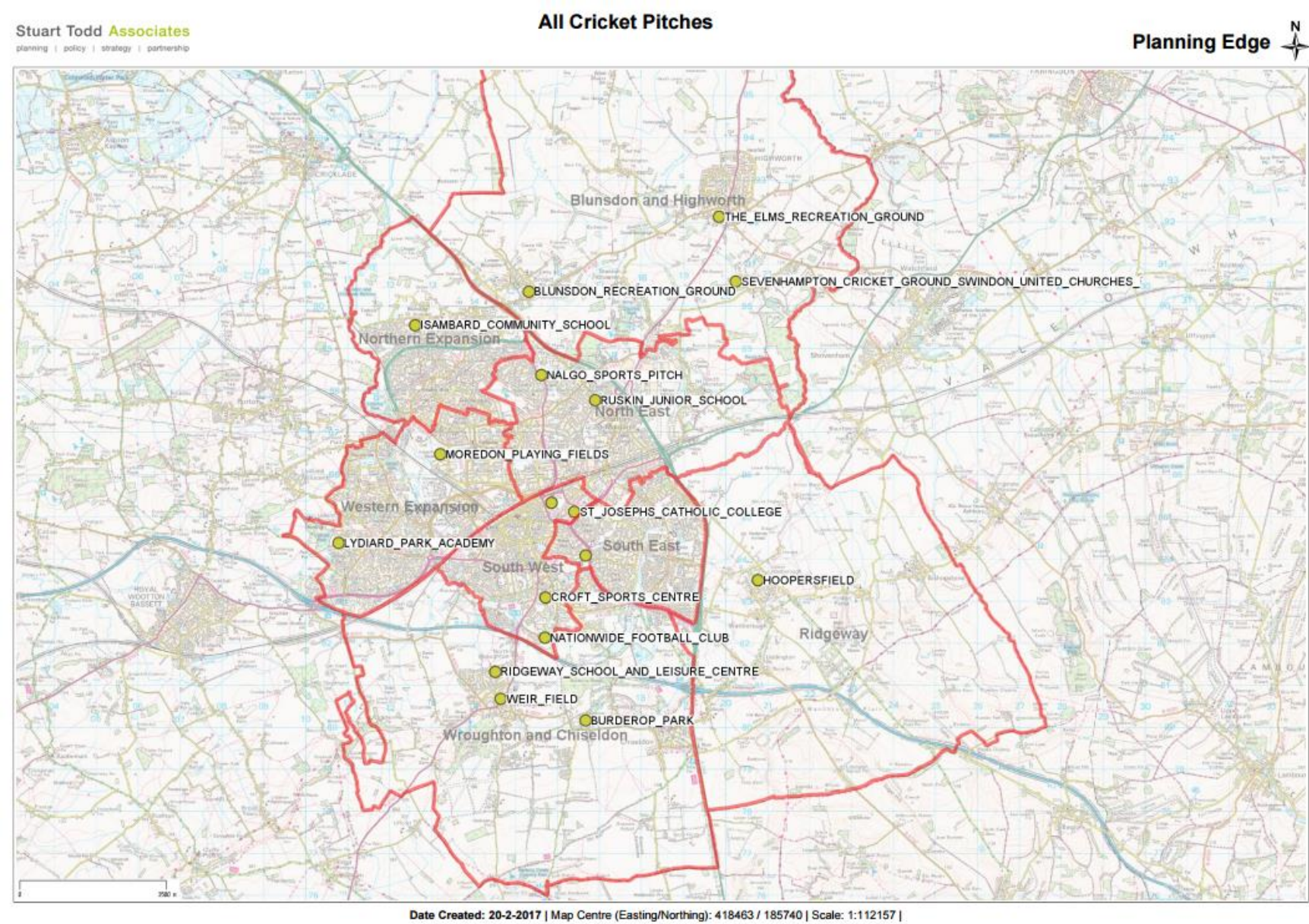


Figure C9: Location of All Community Use Cricket Grounds with Grass Pitches

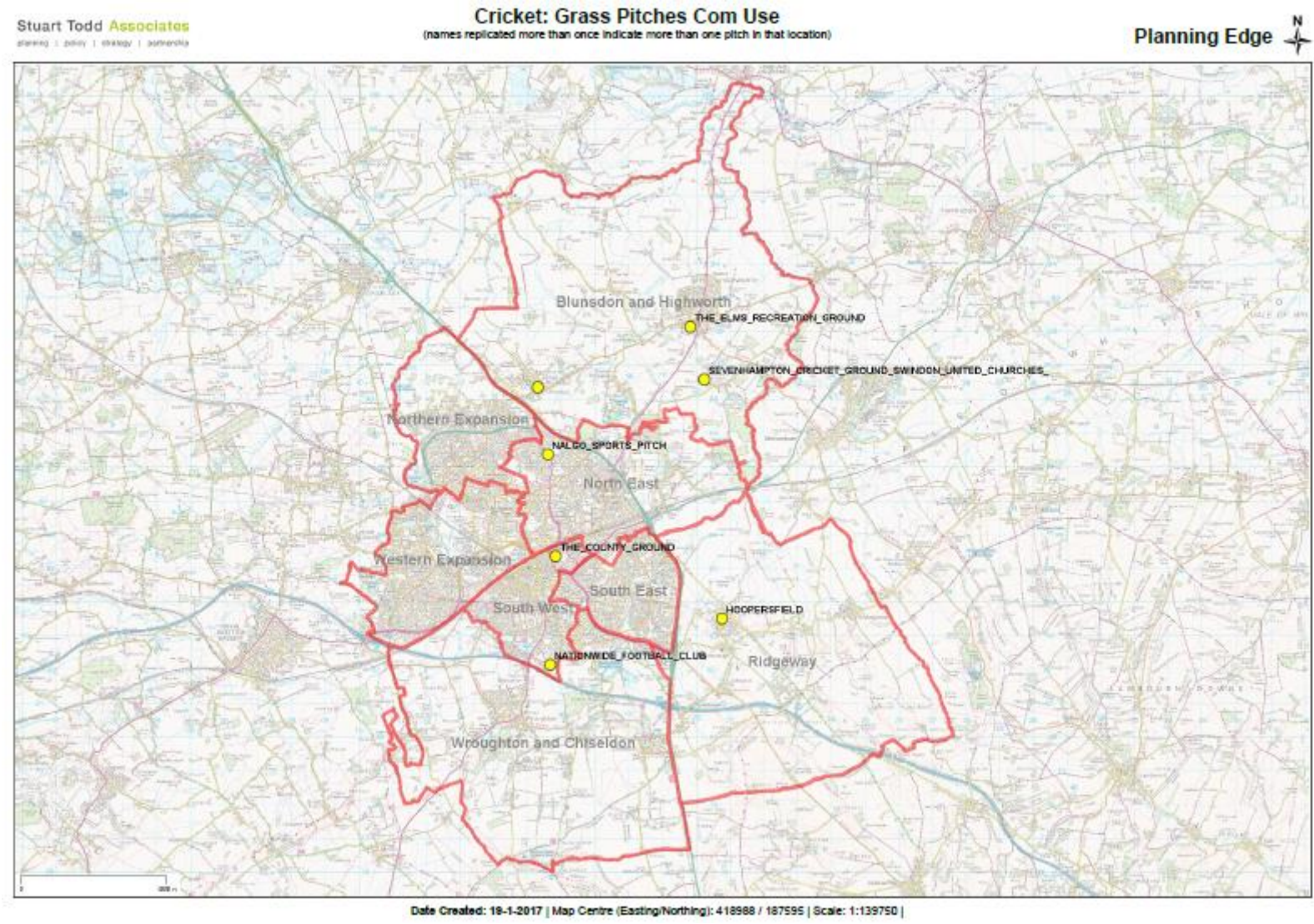


Figure C10: Location of All Community Use Cricket Grounds with Artificial Pitches

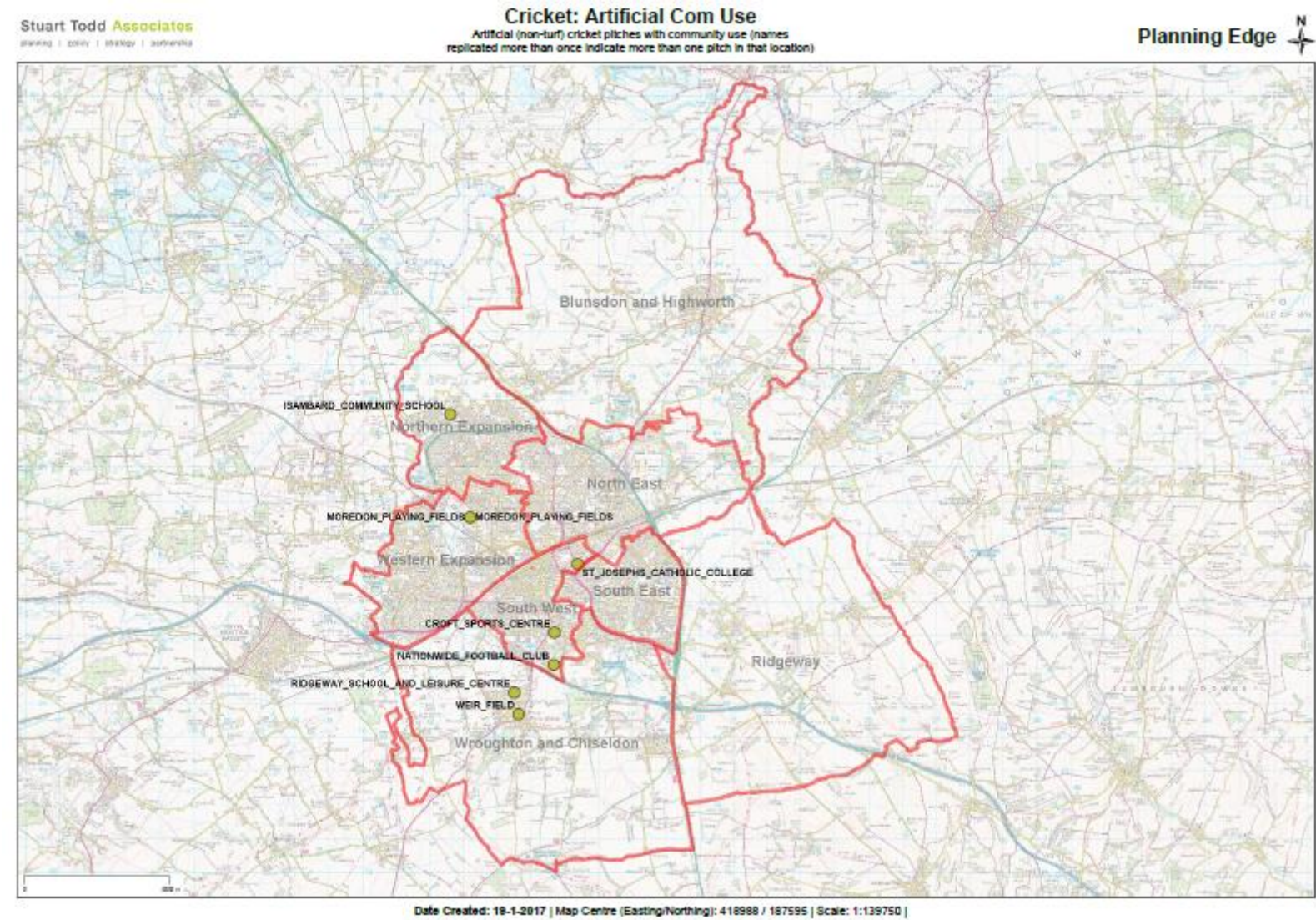
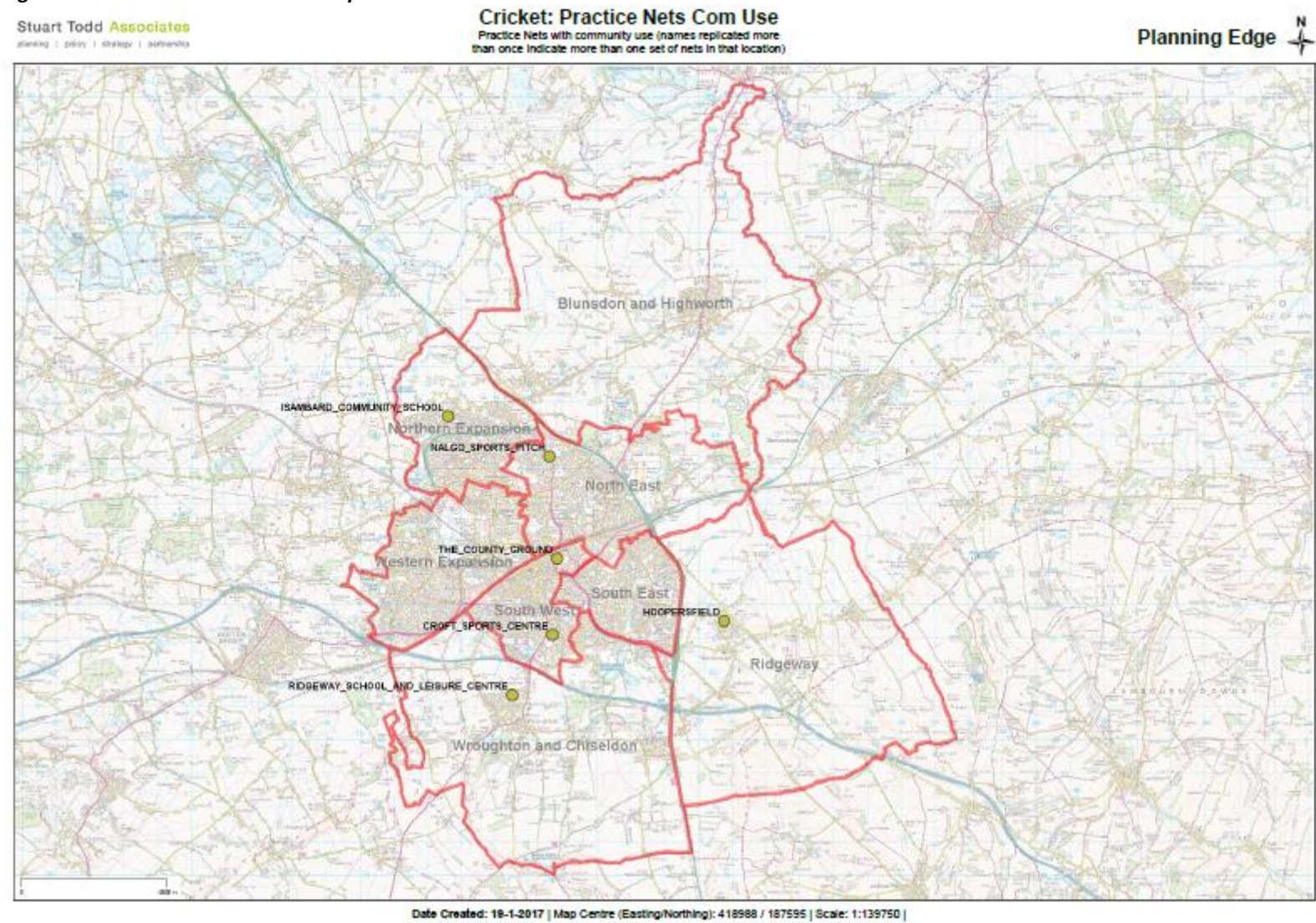


Figure C11: Location of All Community Use Cricket Grounds with Practice Nets



Ownership and management type

- 4.18 Most pitches and grounds are currently in local authority or parish council ownership, while a majority are managed by sports clubs or Trusts. The ownership and management responsibility of secured and unsecured community use pitches are set out below.
- 4.19 The Borough Council is currently (at the time of drafting) going through a process of seeking transfer of many of its playing pitches to control of parish councils, some of which will be newly constituted in spring 2017 in previously unparished parts of the Borough. There is yet no certainty that when these sites are transferred that they will continue to be sites for pitches in the short, medium or long-term. For the purposes of this assessment, the current position in relation to pitch ownership and management and security of tenure has to be assumed. However, it must be noted that the position of security of tenure on some pitches may change in the strategy period to 2021.

Figure C12: Ownership and Management of Grounds (community use pitches)

PPS Pitch ID	Site Name	Sub Area	Parish	Ownership Type	Management by	Community use category	Security of community use
C1000s	BLUNSDON RECREATION GROUND	Blunsdon and Highworth	Blunsdon CP	Local Authority (Parish)	Local Authority (in house)	Available for community use and used	Secured
C1015	SEVENHAMPTON CRICKET GROUND (SWINDON UNITED CHURCHES)	Blunsdon and Highworth	Highworth CP	Sports Club	Sports Club	Available for community use and used	Secured
C1018sa	THE ELMS RECREATION GROUND	Blunsdon and Highworth	Highworth CP	Local Authority	Sport Club	Available for community use and used	Secured
C1009a	NALGO SPORTS PITCH	North East	Stratton St Margaret CP	Local Authority	Sports Club	Available for community use and used	Secured
C1009b	NALGO SPORTS PITCH	North East	Stratton St Margaret CP	Local Authority	Sports Club	Available for community use and used	Secured
C1005sa	ISAMBARD COMMUNITY SCHOOL	Northern	St Andrews CP	Community school	Private Contractor (PPP/PFI)	Available for community use but unused	Unsecured
C1005sb	ISAMBARD COMMUNITY SCHOOL	Northern	St Andrews CP	Community school	Private Contractor (PPP/PFI)	Available for community use but unused	Unsecured
C1004sa	HOOPERSFIELD	Ridgeway	Wanborough CP	Local Authority (Parish)	Local Authority (in house)	Available for community use and used	Secured
C1004sb	HOOPERSFIELD	Ridgeway	Wanborough CP	Local Authority (Parish)	Local Authority (in house)	Available for community use and used	Secured
C1003sa	CROFT SPORTS CENTRE	South West	South Swindon CP	Local Authority	Trust	Available for community use and used	Secured
C1003sb	CROFT SPORTS CENTRE	South West	South Swindon CP	Local Authority	Trust	Available for community use and used	Secured
C1017	THE COUNTY GROUND	South West	Central Swindon South CP	Local Authority	Sport Club	Available for community use and used	Secured
C1018	THE COUNTY GROUND	South West	Central Swindon South CP	Local Authority	Sport Club	Available for community use and used	Secured
C1016s	ST JOSEPHS CATHOLIC	South West	Central Swindon	Academies	School/College/Uni	Available for community use	Unsecured

PPS Pitch ID	Site Name	Sub Area	Parish	Ownership Type	Management by	Community use category	Security of community use
	COLLEGE		South CP		iversity (in house)	but unused	
C1010s	NATIONWIDE FOOTBALL CLUB	South West	South Swindon CP	Industry (for employees)	Sports Club	Available for community use and used	Unsecured
C1011s	NATIONWIDE FOOTBALL CLUB	South West	South Swindon CP	Industry (for employees)	Sports Club	Available for community use and used	Unsecured
C1007	MOREDON PLAYING FIELDS	Western	Central Swindon North CP	Local Authority	Local Authority (in house)	Available for community use and used	Secured
C1008	MOREDON PLAYING FIELDS	Western	Central Swindon North CP	Local Authority	Local Authority (in house)	Available for community use and used	Secured
C1012s	NOVA HREOD ACADEMY	Western	Central Swindon North CP	Academies	Private Contractor (PPP/PFI)	Available for community use but unused	Unsecured
C1013sa	RIDGEWAY SCHOOL AND LEISURE CENTRE	Wroughton and Chiseldon	Wroughton CP	Academies	Other	Available for community use and used	Unsecured
C1013sb	RIDGEWAY SCHOOL AND LEISURE CENTRE	Wroughton and Chiseldon	Wroughton CP	Academies	Other	Available for community use and used	Unsecured
C1019	WEIR FIELD	Wroughton and Chiseldon	Wroughton CP	Local Authority (Parish)	Sports Club	Available for community use and used	Secured

Sites No Longer in Use as Formal Cricket Grounds

- 4.20 It is important to note the pitches or sites which have recently either stopped from being used as pitches for formal use or are temporarily not marked out, but which remain as grassed areas. This temporary “mothballing” or more permanent loss of sites can represent playing pitch capacity being taken out of the total supply available and sites can sometimes help to provide a solution to any existing deficits in provision or future provision needs identified from this assessment.
- 4.21 From data provided by Borough Council officers, there was a cricket ground at the Kingsdown Sports Centre, North East sub area which was redeveloped for housing. However, it is understood that a replacement pitch will be provided. There is an 8 pitch square at the Croft Sports Centre, which is marked out but was not in use during 2016. The artificial pitch is still in use and it would be sensible to protect the square at this site for future potential use. There is also an artificial pitch at South Marston Recreation Ground which was not used in 2016.

Quality of Existing Provision (pitches and ancillary facilities)

- 4.22 A key part of the assessment has been a thorough audit of pitches undertaken by Swindon Borough Council officers. The audit, the results of which has been checked, challenged and verified by the ECB and WC, is based on an on-site evaluation of the quality, quantity and accessibility of facilities, from which an overall score has been derived to indicate whether a pitch and its ancillary facilities (such as pavilion or changing rooms) are in a good, standard or poor condition. The check and challenge process, together with comments made by clubs in surveys have helped to augment (and ‘ground’) the audit scores in reality, presenting a cross-season rating as the site audit itself can only provide a snapshot in time of quality. The audit form used for the audits is approved by the ECB and is included as part of the PPS guidance.
- 4.23 The figure below identifies the scores from the audit of pitches identified during the exercise. Comments on quality and accessibility issues for specific pitches, where raised by clubs and the ECB / WC, are set out in the appended pitch overviews. The table below provides scores on the quality of grounds. The ground’s overall score as a whole and scores for grass and artificial pitch quality are highlighted. Cells shaded green mean that the score is good (for %s of more than 81%), orange shaded cells mean that a pitch is of standard quality (for %s of 51%-81%) and poor pitches are shaded red (for %s of less than 51%).
- 4.24 While all pitches where access could be gained were assessed in terms of the pitch and ancillary facilities’ quality, for the assessment our focus is on those pitches where there is community access, whether secured or unsecured. Quality ratings for pitches without any community access are available in the data spreadsheet supplied by Swindon Borough Council and the full set of quality scores is appended to this assessment for information. The quality scores of the pitches with no community access could become important if any of these pitches were to be opened up for community use in the future.

Figure C13: Audit scores for community access pitches

PPS Pitch ID	Site Name	Sub Area	Parish	Pitch Type	Agreed Pitch Quality Rating	Quality of ancillary facilities
C1000s	BLUNSDON RECREATION GROUND	Blunsdon and Highworth	Blunsdon CP	Grass Wickets	Standard	Good
C1015	SEVENHAMPTON CRICKET GROUND (SWINDON UNITED CHURCHES)	Blunsdon and Highworth	Highworth CP	Grass Wickets	Standard	
C1018sa	THE ELMS RECREATION GROUND	Blunsdon and Highworth	Highworth CP	Grass Wickets	Poor	Good
C1009a	NALGO SPORTS PITCH	North East	Stratton St Margaret CP	Grass Wickets	Standard	Standard
C1009b	NALGO SPORTS PITCH	North East	Stratton St Margaret CP	Practice Nets	Standard	Standard
C1005sa	ISAMBARD COMMUNITY SCHOOL	Northern	St Andrews CP	Non Turf Wickets	Standard	Standard
C1005sb	ISAMBARD COMMUNITY SCHOOL	Northern	St Andrews CP	Practice Nets	Standard	Standard
C1004sa	HOOPERSFIELD	Ridgeway	Wanborough CP	Grass Wickets	Standard	Good
C1004sb	HOOPERSFIELD	Ridgeway	Wanborough CP	Practice Nets	Standard	
C1017	THE COUNTY GROUND	South West	Central Swindon South CP	Grass Wickets	Good	Standard
C1018	THE COUNTY GROUND	South West	Central Swindon South CP	Practice Nets	Good	Standard
C1016s	ST JOSEPHS CATHOLIC COLLEGE	South West	Central Swindon South CP	Non Turf Wickets	Standard	Standard
C1003sa	CROFT SPORTS CENTRE	South West	South Swindon CP	Non Turf Wickets	Standard	Good
C1003sb	CROFT SPORTS CENTRE	South West	South Swindon CP	Practice Nets	Standard	Good
C1010s	NATIONWIDE FOOTBALL CLUB	South West	South Swindon CP	Grass Wickets	Standard	Good
C1011s	NATIONWIDE FOOTBALL CLUB	South West	South Swindon CP	Non Turf Wickets	Standard	Good
C1007	MOREDON PLAYING FIELDS	Western	Central Swindon North CP	Non Turf Wickets	Standard	Poor
C1008	MOREDON PLAYING FIELDS	Western	Central Swindon North CP	Non Turf Wickets	Standard	Poor
C1012s	NOVA HREOD ACADEMY	Western	Central Swindon North CP	Non Turf Wickets	Standard	
C1013sa	RIDGEWAY SCHOOL AND LEISURE CENTRE	Wroughton and Chiseldon	Wroughton CP	Non Turf Wickets	Standard	Standard
C1013sb	RIDGEWAY SCHOOL AND LEISURE CENTRE	Wroughton and Chiseldon	Wroughton CP	Practice Nets (indoor)	Standard	Standard
C1019	WEIR FIELD	Wroughton and Chiseldon	Wroughton CP	Grass Wickets	Standard	Good

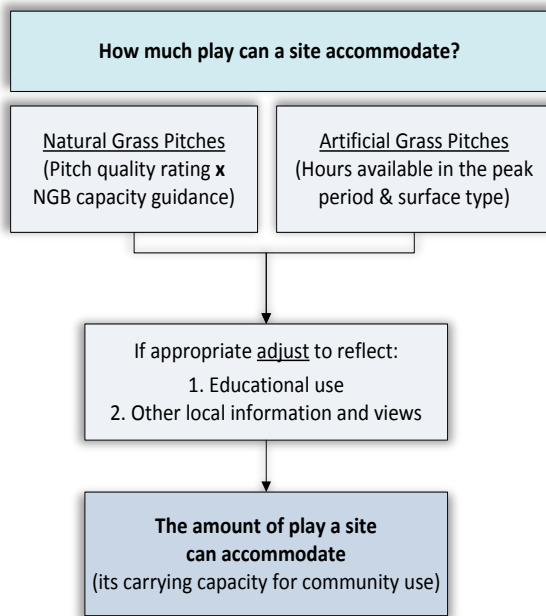
Accessibility of Existing Provision (cost, physical access, constraints on use)

- 4.25 The accessibility of pitches is an important factor in understanding the real balance between supply and demand. Issues such as cost, physical accessibility and ease of booking use can all affect the availability and need for improvements or additional provision of pitches. There were no common significant comments made by clubs with regard to access to pitches in the survey responses received. However, comments were received in relation to specific pitches in relation to issues such as parking. Specific comments in relation to grounds are recorded later in this assessment and in the pitch overviews appended.

Carrying Capacity for Pitch Quality

- 4.26 Knowing the quality of a pitch allows us to make an assumption of how many matches each size and type of pitch should be able to accommodate without leading to deterioration of the pitch's quality. This is called its carrying capacity. The figures are provided as "match equivalent sessions per season". Any use of a pitch, when demand is considered (in the next section) is converted to this unit of measurement for ease of comparison. The assumption of match equivalent sessions for quality ratings is based on guidelines provided by sports governing bodies.
- 4.27 The figures for grounds with artificial wickets have two scores, one for the grass wickets and one for the artificial wicket. The majority of artificial wickets will be used by teams for training / practice, junior matches and non-1st and 2nd XI matches. They tend to be used as a useful supplement to grass wickets and not necessarily used on the basis of any pattern or fixed amount of play per season. Equally, their capacity to accommodate play is not adversely affected by the normal parameters by which a grass wicket is and so their capacity is significantly greater than that of their grass counterparts. Most clubs will use cricket nets for training where they have some with the default position for clubs protecting the match wicket from unnecessary play to preserve it for matches, particularly those played by a first team. Juniors will often use the outfield of a ground for training or a "rabbit" wicket if one has been set, again, therefore protecting the quality of the main wickets.
- 4.28 For artificial pitches, the following assumptions are made in terms of the number of match equivalent sessions per season the pitch can accommodate without compromising its quality. Artificial pitches are considered to be able to accommodate 60 matches a season if in a good condition, 30 if they are assessed as being of a standard quality and 0 if they are considered to be poor (on the basis that if they are poor they probably have trip hazards, tears and an uneven surface on which players would not want to play due to safety and impact on the bowling and batting).
- 4.29 The PPS guidance methodology (see Figure 134) for calculating carrying capacity can then be applied to the pitch quality ratings.

Figure C14: Method for calculating carrying capacity of pitches



Source: Playing Pitch Strategy guidance, Sport England, 2013

- 4.30 The table below sets out the carrying capacities for each square at a ground (i.e. it multiplies the number of pitches in a square by the quality score for the pitches in that square. The resulting figure gives a total number of matches in a season that a square can support without compromising its quality.
- 4.31 The figures show a total carrying capacity or supply of 300 match equivalent sessions per season on grass pitches (260 of which are on secure community use sites) and 240 on artificial pitches (of which 120 are on secure use sites).

Figure C15: Pitch Carrying Capacity on Community Access Sites (based on ECB Capacity Guidance)

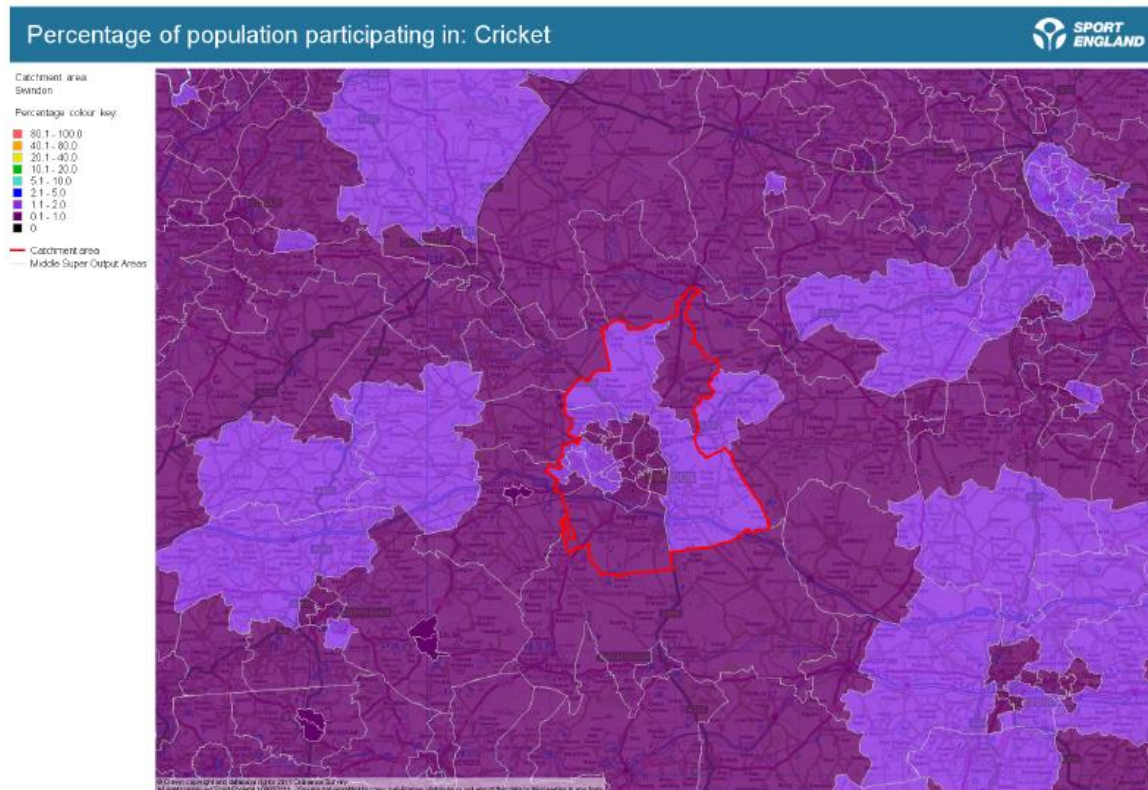
PPS Pitch ID	Site Name	Sub Area	Parish	Pitch Type	Agreed Pitch Quality Rating	Agreed Current Carrying Capacity for Community Use
C1000s	BLUNSDON RECREATION GROUND	Blunsdon and Highworth	Blunsdon CP	Grass Wickets	Standard	20
C1015	SEVENHAMPTON CRICKET GROUND (SWINDON UNITED CHURCHES)	Blunsdon and Highworth	Highworth CP	Grass Wickets	Standard	30
C1018sa	THE ELMS RECREATION GROUND	Blunsdon and Highworth	Highworth CP	Grass Wickets	Poor	30
C1009a	NALGO SPORTS PITCH	North East	Stratton St Margaret CP	Grass Wickets	Standard	50
C1005sa	ISAMBARD COMMUNITY SCHOOL	Northern	St Andrews CP	Non Turf Wickets	Standard	30
C1004sa	HOOPERSFIELD	Ridgeway	Wanborough CP	Grass Wickets	Standard	40
C1017	THE COUNTY GROUND	South West	Central Swindon South CP	Grass Wickets	Good	60
C1016s	ST JOSEPHS CATHOLIC COLLEGE	South West	Central Swindon South CP	Non Turf Wickets	Standard	30
C1010s	NATIONWIDE FOOTBALL CLUB	South West	South Swindon CP	Grass Wickets	Standard	40
C1003sa	CROFT SPORTS CENTRE	South West	South Swindon CP	Non Turf Wickets	Standard	30
C1011s	NATIONWIDE FOOTBALL CLUB	South West	South Swindon CP	Non Turf Wickets	Standard	30
C1007	MOREDON PLAYING FIELDS	Western	Central Swindon North CP	Non Turf Wickets	Standard	30
C1008	MOREDON PLAYING FIELDS	Western	Central Swindon North CP	Non Turf Wickets	Standard	30
C1012s	NOVA HREOD ACADEMY	Western	Central Swindon North CP	Non Turf Wickets	Standard	30
C1019	WEIR FIELD	Wroughton and Chiseldon	Wroughton CP	Grass Wickets	Standard	30
C1013sa	RIDGEWAY SCHOOL AND LEISURE CENTRE	Wroughton and Chiseldon	Wroughton CP	Non Turf Wickets	Standard	30

CURRENT DEMAND

Participation Rates

- 4.32 Participation rates are a reasonable broad indicator of demand. Sport England's market segmentation tool presents data designed to help understand the life stages and attitudes of different population groups –and the sporting interventions most likely to engage them. This is helpful in matching suitable solutions to increase participation in both formal and informal sports to residents with different types of sporting and leisure characteristics.
- 4.33 The market segmentation data builds on the results of Sport England's Active People survey; the Department of Culture, Media and Sport's 'Taking Part' survey; and the Mosaic tool from Experian. However, the data is limited to adults and does not differentiate between those playing on grass pitches or AGPs. It is also becoming out of date and the Active People Survey upon which the tool draws for data is due to be replaced by Sport England's "Active Lives". For these reasons, the tool's outputs and data are only used to provide a general "direction of travel".
- 4.34 The tool can be used to identify the number of people currently playing cricket, as well as providing a picture of the number of people who do not currently play but would like to. The figure below shows that participation rates are up to 2% in parts of the Borough with some areas seeing slightly higher rates than others.

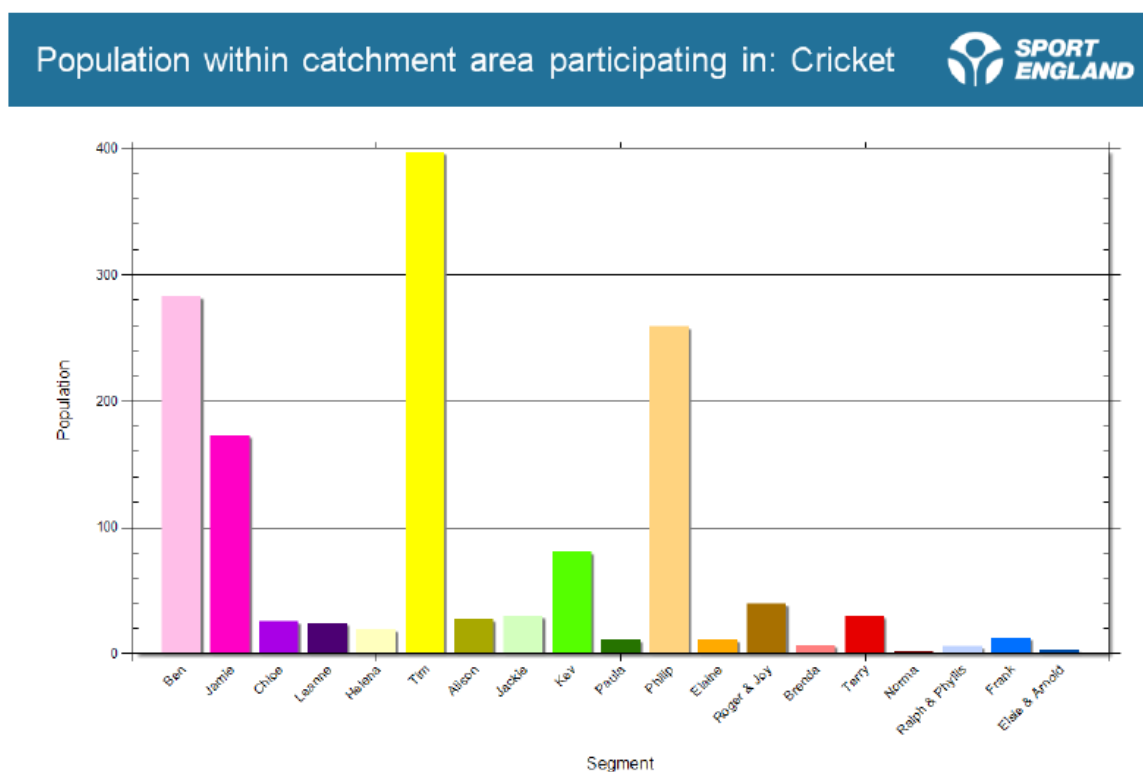
Figure C16: Market Segmentation: People taking part in cricket in Swindon



Source: Sport England Market Segmentation tool, 2016

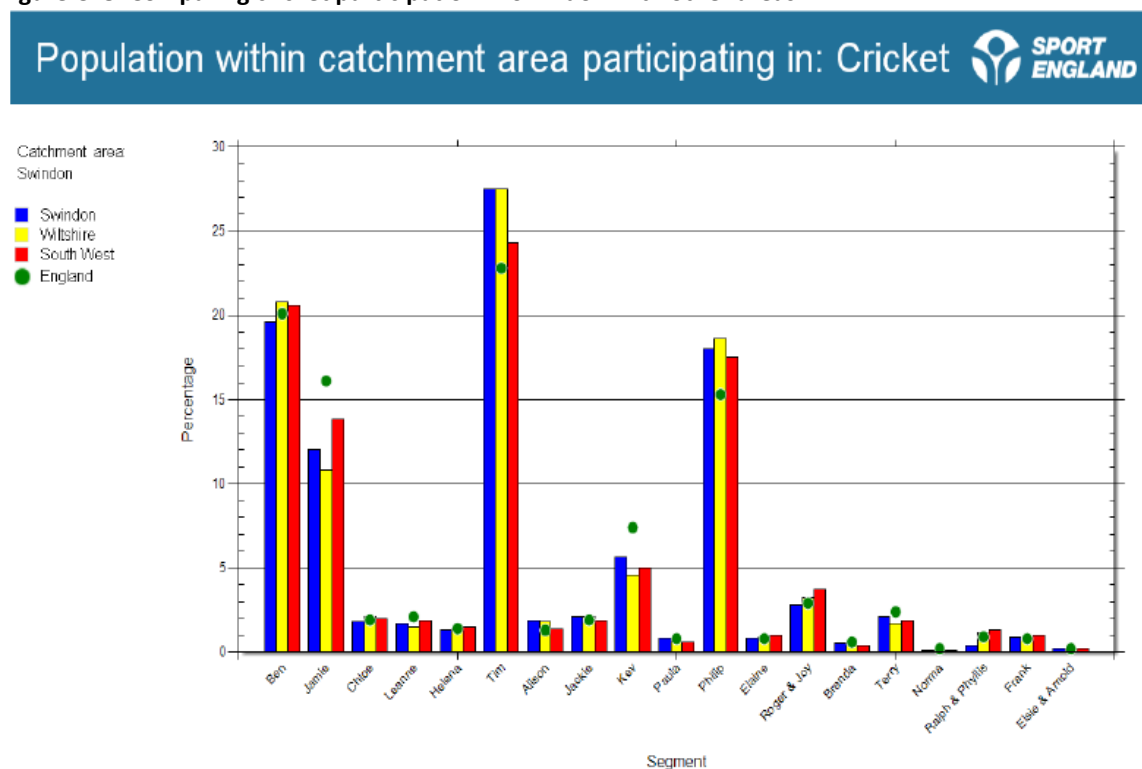
- 4.35 The tool also presents a picture of the types of individuals which play sport (and therefore the most dominant social groups) in the area, and puts people's sporting behaviour in the context of "complex lives". Further detail of the person type segments within which data is presented is appended. The segments of population types which play cricket the most are shown in the figure below

Figures C17: Segments of population which play the most cricket (number of resident cricket players playing the sport)



- 4.36 The data suggests that the most dominant segments playing cricket are:
- ▶ Ben - Competitive Male Urbanites: Male, recent graduates, with a ‘work-hard, play-hard’ attitude
 - ▶ Tim - Settling Down Males: Sporty male professionals, buying a house and settling down with partner
 - ▶ Jamie - Sports Team Lads: Young blokes enjoying football, pints and pool
 - ▶ Philip - Comfortable Mid-Life Males: Mid-life professional, sporty males with older children and more time for themselves
- 4.37 This is comparable with the county and region as Figure 138 shows, although there is a noticeable gap between “Tims”, Philips”, “Jamies” and “Kevs” playing nationally and locally.

Figure C18: Comparing cricket participation in Swindon with other areas



Number of Clubs and Teams and Home Pitch(es)

4.38 In Swindon in the 2016 season there were 26 clubs, with a total of 45 teams of which 29 (64%) are adult club, 10 (22%) are last man stands teams and 6 (13%) are junior teams. There are no ladies' or mixed teams. The figure below sets out the number of teams in each sub area by type.

Figure C19: Number of teams in each sub area by team type (based on their home ground location)

Cricket	Blunsdon & Highworth	Northern	North East	Western	South East	South West	Ridgeway	Wroughton & Chiseldon	Total
U11	0	0	0	0	0	2	1	0	3
U13	0	0	0	0	0	1	0	0	1
U15	0	0	0	0	0	1	0	0	1
U19	0	0	0	0	0	1	0	0	1
Adult Ladies	0	0	0	0	0	0	0	0	0
Adult Men	4	0	4	3	0	12	4	2	29
Adult Mixed	0	0	0	0	0	0	0	0	0
Last Man Stands	0	0	0	0	0	10	0	0	10
Totals	4	0	4	3	0	27	5	2	45

4.39 The figure below lists the clubs, teams and their home ground.

When Teams Play Matches (Temporal Demand)

4.40 Temporal demand for games indicates when the *majority* of matches are played. For cricket, most matches are played at the weekends as the table setting out clubs and teams illustrates.

Figure C20: Cricket clubs, teams and 'home' pitch(es) by sub area

Site Name	Sub Area	Club Name	Team Type (e.g. adult women, U10, etc.)	1st or 2nd / A or B team etc.	When the team plays its competitive matches (predominantly)	League the team plays in
NALGO SPORTS PITCH	North East	Ashbury	Adult Men		Midweek (Thursday)	Swindon Midweek League
BLUNSDON RECREATION GROUND	Blunsdon and Highworth	Blunsdon CC	Adult Men		Saturday	Wiltshire County Cricket League
CROFT SPORTS CENTRE	South West	Chak-de Chargers	Last Man Stands	Adult Men	Sunday	Last Man Stands
CROFT SPORTS CENTRE	South West	Clares Devils	Last Man Stands	Adult Men	Sunday	Last Man Stands
CROFT SPORTS CENTRE	South West	Coastal Cobras	Adult Men		Midweek (Thursday evening)	Swindon Midweek League
THE COUNTY GROUND	South West	Comptons	Adult Men		Midweek (Thursday)	Swindon Midweek League
THE ELMS RECREATION GROUND	Blunsdon and Highworth	Highworth Cricket Club	Adult Men	1st	Saturday	Wiltshire County Cricket League
HOOPERSFIELD	Ridgeway	Hippocrickes	Adult Men		Midweek (Thursday evening)	Swindon Midweek League
CROFT SPORTS CENTRE	South West	Mannington United	Adult Men		Midweek (Thursday)	Swindon Midweek League
MOREDON PLAYING FIELDS	Northern	Motorola	Adult Men		Midweek (Thursday evening)	Swindon Midweek League
CROFT SPORTS CENTRE	South West	Nalgo Warriors	Last Man Stands	Adult Men	Sunday	Last Man Stands
NATIONWIDE FOOTBALL CLUB	South West	Nationwide House CC	Adult Men	1st	Saturday	Wiltshire County Cricket League
NATIONWIDE FOOTBALL CLUB	South West	Nationwide House CC	Adult Men	2nd	Saturday	Wiltshire County Cricket League
NATIONWIDE FOOTBALL CLUB	South West	Nationwide House CC	Adult Men	Casuals	midweek	
NATIONWIDE FOOTBALL CLUB	South West	Nationwide House CC	Adult Men	Midweek 1st	Midweek (Thursday evening)	Swindon Midweek League
NATIONWIDE FOOTBALL CLUB	South West	Nationwide House CC	Adult Men	Midweek 2nd	Midweek (Thursday evening)	Swindon Midweek League

Site Name	Sub Area	Club Name	Team Type (e.g. adult women, U10, etc.)	1st or 2nd / A or B team etc.	When the team plays its competitive matches (predominantly)	League the team plays in
CROFT SPORTS CENTRE	South West	Royal Strikers	Last Man Stands	Adult Men	Sunday	Last Man Stands
CROFT SPORTS CENTRE	South West	Sevenfields	Adult Men		Midweek (Thursday)	Swindon Midweek League
CROFT SPORTS CENTRE	South West	Sheffield All Stars	Last Man Stands	Adult Men	Sunday	Last Man Stands
CROFT SPORTS CENTRE	South West	SK Stallions	Last Man Stands	Adult Men	Sunday	Last Man Stands
THE COUNTY GROUND	South West	Swindon CC	Adult Men	1st	Saturday	West of England Premier Cricket League Glos/Wilts
THE COUNTY GROUND	South West	Swindon CC	Adult Men	2nd	Saturday	West of England Premier Cricket League
THE COUNTY GROUND	South West	Swindon CC	U11	1st	Sunday	Wiltshire Youth League
THE COUNTY GROUND	South West	Swindon CC	U11	2nd	Monday	Wiltshire Youth League
THE COUNTY GROUND	South West	Swindon CC	U13		Sunday	Wiltshire Youth League
THE COUNTY GROUND	South West	Swindon CC	U15		Sunday	Wiltshire Youth League
THE COUNTY GROUND	South West	Swindon CC	U19	Wilts Academy	Midweek (Thursday)	Swindon Midweek League
NALGO SPORTS PITCH	North East	Swindon Nalgo CC	Adult Men	1st	Saturday	Wiltshire County Cricket League
MOREDON PLAYING FIELDS	Western	Swindon Nalgo CC	Adult Men	2nd	Saturday	Wiltshire County Cricket League
NALGO SPORTS PITCH	North East	Swindon Nalgo CC	Adult Men	Midweek	Midweek (Thursday)	Wiltshire County Cricket League
MOREDON PLAYING FIELDS	Western	Swindon Super Kings	Adult Men		Midweek (Thursday)	Swindon Midweek League
CROFT SPORTS CENTRE	South West	Swindon Super Kings	Last Man Stands	Adult Men	Sunday	Last Man Stands
CROFT SPORTS CENTRE	South West	Swindon Tigers	Last Man Stands	Adult Men	Sunday	Last Man Stands
CROFT SPORTS CENTRE	South West	Swindon Tigers	Adult Men		Midweek (Thursday)	Swindon Midweek League

Site Name	Sub Area	Club Name	Team Type (e.g. adult women, U10, etc.)	1st or 2nd / A or B team etc.	When the team plays its competitive matches (predominantly)	League the team plays in
SEVENHAMPTON CRICKET GROUND (SWINDON UNITED CHURCHES)	Blunsdon and Highworth	Swindon United Churches CC	Adult Men	1st	Saturday	Wiltshire County Cricket League
SEVENHAMPTON CRICKET GROUND (SWINDON UNITED CHURCHES)	Blunsdon and Highworth	Swindon United Churches CC	Adult Men	Midweek	Midweek (Thursday evenings)	Swindon Midweek League
CROFT SPORTS CENTRE	South West	Swindon Young Stars	Last Man Stands	Adult Men	Sunday	Last Man Stands
MOREDON PLAYING FIELDS	Western	Swiss Chalet	Adult Men		Midweek (Thursday evening)	Swindon Midweek League
CROFT SPORTS CENTRE	South West	TT Avengers	Last Man Stands	Adult Men	Sunday	Last Man Stands
HOOPERSFIELD	Ridgeway	Wanborough CC	Adult Men	Midweek	Midweek (Thursday)	Swindon Midweek League
HOOPERSFIELD	Ridgeway	Wanborough CC	Adult Men	1st	Saturday	Wiltshire County Cricket League
HOOPERSFIELD	Ridgeway	Wanborough CC	Adult Men	2nd	Saturday	Wiltshire County Cricket League
HOOPERSFIELD	Ridgeway	Wanborough CC	U11		Sunday	Wiltshire Youth Cricket League
WEIR FIELD	Wroughton and Chiseldon	Wroughton Wranglers CC	Adult Men	1st	Saturday	Wiltshire County Cricket League
RIDGEWAY SCHOOL AND LEISURE CENTRE	Wroughton and Chiseldon	Wroughton Wranglers CC	Adult Men	Midweek	midweek (Thursday evening)	Swindon Midweek League

Changes and trends in team numbers in recent years

- 4.41 Club surveys and data suggest that the demand for cricket, in general terms, is remaining relatively steady in the Borough. Data has not been made available on changes to team numbers in recent years.
- 4.42 However, data does suggest a desire to maintain the current number of clubs and teams at least with a desire to develop additional teams in the future (explored later in this assessment). There is particular potential to grow the junior, girls and women's game and as data shows later in this section, there are aspirations for growth across age groups and game format at the larger clubs in the Borough. The ECB "All Stars" programme² for example, which is designed to inspire 5-8 year old to play cricket could introduce significant numbers of junior players and teams suggesting a greater demand in the future for artificial pitches for use on Sundays (and early midweek evenings as this children in this age range get older and progress to older junior play). The push to develop more junior teams will help to provide feeder players for adult teams in future years and should help to grow the adult Saturday game. Without this succession plan in place, the number of adult teams will decline in the future. There is therefore an associated need not just to support junior cricket now with the appropriate provision of pitches and quality of ancillary facilities but also to protect adult game pitches so that when junior players start to feed adult teams and grow their number, there are sufficient number of pitches available to accommodate demand.

Current Actualised Demand / Amount of Play on a Pitch

- 4.43 To develop an understanding of the amount of play on a pitch during a season, the process outlined below is followed:
- ▶ Assume that calculations are based on a typical season's play;
 - ▶ Establish where teams play their home matches;
 - ▶ Establish the number of home matches that are played during a season setting out figures for the number of match equivalent sessions per season;
 - ▶ Establish whether any training takes place on the pitch. This will typically equate to half of the amount of play than that assumed for a match; then,
 - ▶ Add the scores together to give the pitch use on a basis of match equivalent sessions per season.

Amount of play on Swindon Pitches

- 4.44 Applying this approach to the pitches in Swindon, adding in additional pitch use for any known informal play and educational use, the following figures are concluded for each community access pitch in the Borough.

² See <https://www.ecb.co.uk/be-involved/club-support/programme-support/all-stars-cricket-centres>

Figure C21

PPS Pitch ID	Site Name	Sub Area	Parish	Community use category	Security of community use	Number of pitches	Demand (match equivalent sessions per season)	Notes	Type of Pitch
C1000s	BLUNSDON RECREATION GROUND	Blunsdon and Highworth	Blunsdon CP	Available for community use and used	Secured	4	18	Blunsdon CC play 9 home matches per season. Training also takes place on the pitch	Grass Wickets
C1015	SEVENHAMPTON CRICKET GROUND (SWINDON UNITED CHURCHES)	Blunsdon and Highworth	Highworth CP	Available for community use and used	Secured	6	31	Swindon United Churches 1st team play 9 home games per season. Midweek team play 6 home matches per season. Both teams use mobile nets for training.	Grass Wickets
C1018sa	THE ELMS RECREATION GROUND	Blunsdon and Highworth	Highworth CP	Available for community use and used	Secured	10	9	Highworth CC 9 home matches each per season. Football are primary users of outfield, but also general recreation ground. Wickets subject to damage from other use.	Grass Wickets
C1009a	NALGO SPORTS PITCH	North East	Stratton St Margaret CP	Available for community use and used	Secured	10	22	Nalgo CC 1st team play 9 home matches each per season. Nalgo CC midweek team and Swiss Chalet midweek team play 7 and 6 home matches respectively each per season.	Grass Wickets
C1014s	RUSKIN JUNIOR SCHOOL	North East	Stratton St Margaret CP	Not available for community use	N/A	1			Non Turf Wickets
C1005sa	ISAMBARD COMMUNITY SCHOOL	Northern	St Andrews CP	Available for community use but unused	Unsecured	1			Non Turf Wickets
C1004sa	HOOPERSFIELD	Ridgeway	Wanborough CP	Available for community use and used	Secured	8	36	Hippocrickes and Wanborough midweek team play 6 and 7 home matches per season respectively. Wanborough CC 1st and 2nd play 9 home matches each per season. Wanborough CC U11s play 5	Grass Wickets

PPS Pitch ID	Site Name	Sub Area	Parish	Community use category	Security of community use	Number of pitches	Demand (match equivalent sessions per season)	Notes	Type of Pitch
								home matches a season.	
C1002s	CHURCHFIELDS ACADEMY	South East	Central Swindon South CP	Not available for community use	N/A	1			Non Turf Wickets
C1016s	ST JOSEPHS CATHOLIC COLLEGE	South West	Central Swindon South CP	Available for community use but unused	Unsecured	1			Non Turf Wickets
C1017	THE COUNTY GROUND	South West	Central Swindon South CP	Available for community use and used	Secured	12	49	Swindon CC 1st and 2nd teams play 10 matches each per season. U11s (x 2 teams), U13s and U15s play 5 matches per season each. Midweek play 7 home matches per season. Representative matches also occasionally take place throughout season.	Grass Wickets
C1003sa	CROFT SPORTS CENTRE	South West	South Swindon CP	Available for community use and used	Secured	1	96	Last Man Standing League takes place here, matches generally on a Sunday, but sometimes midweek. 70 matches in season, up to 4 a day. 4 Midweek league teams also play their home matches here.	Non Turf Wickets
C1010s	NATIONWIDE FOOTBALL CLUB	South West	South Swindon CP	Available for community use and used	Unsecured	8	38	Nationwide House 1st and 2nd team play 9 home games each per season. Midweek 1st and 2nd team play 7 home games each per season. Casuals play approx. 6 friendlies per season	Grass Wickets
C1011s	NATIONWIDE FOOTBALL CLUB	South West	South Swindon CP	Available for community use and used	Unsecured	1	30	Nationwide House 1st and midweek teams training sessions. Mobile nets used on the artificial wicket.	Non Turf Wickets
C1007	MOREDON PLAYING FIELDS	Western	Central Swindon	Available for community	Secured	1	13	Motorola midweek play 7 home matches a season. Swiss Chalet midweek play 6	Non Turf

PPS Pitch ID	Site Name	Sub Area	Parish	Community use category	Security of community use	Number of pitches	Demand (match equivalent sessions per season)	Notes	Type of Pitch
			North CP	use and used				home matches a season. Wickets subject to damage/vandalism from unofficial use.	Wickets
C1008	MOREDON PLAYING FIELDS	Western	Central Swindon North CP	Available for community use and used	Secured	1	16	Nalco CC 2nd team play 9 home matches per season. Swindon Super Kings midweek play 7 matches per season. Wickets subject to damage/vandalism from unofficial use.	Non Turf Wickets
C1012s	NOVA HREOD ACADEMY	Western	Central Swindon North CP	Available for community use but unused	Unsecured	1			Non Turf Wickets
C1006s	LYDIARD PARK ACADEMY	Western	West Swindon CP	Not available for community use	N/A	1			Non Turf Wickets
C1013sa	RIDGEWAY SCHOOL AND LEISURE CENTRE	Wroughton and Chiseldon	Wroughton CP	Available for community use and used	Unsecured	1	6	Wroughton Wranglers Midweek team play 6 home matches per season. Wicket is not cordoned off from rest of school sports so is subject to damage, and outfield is poorly reinstated following winter sports	Non Turf Wickets
C1019	WEIR FIELD	Wroughton and Chiseldon	Wroughton CP	Available for community use and used	Secured	6	9	Wroughton Wranglers 1st team play 9 matches per season. Wickets often subject to damage from unofficial use including motorbikes.	Grass Wickets

Comparing Supply with Demand to Understand Balance of Provision (under-play and under-use versus over-play and over-use)

- 4.45 Comparing the carrying capacity figures established to actual play on a pitch provides a balance between how much play is actually taking place on the pitch and how much it should be accommodating. The calculations below provide a figurative estimate for each pitch as to whether it is operating at over, under or at the appropriate level for the number of games played.
- 4.46 The table augments the figures for grass pitches and grounds them in reality with qualifying notes based on survey responses, pitch visits and audits, and discussion with NGBs, the Borough Council and with clubs. It also sets them alongside the security of use to help determine the degree of risk associated with continued use of the site.
- 4.47 A number of grounds which have slight overplay are netted to zero. This is because the scores are worked out based on an average number of matches that a pitch of a certain quality can sustain. Where a pitch is being maintained to a quality beyond this average, it may mean that a slight overplay figure in reality is being coped with and that a pitch can sustain slightly more play before compromising its quality. Further, some pitches may have a slight underplay which suggests that additional matches can be accommodated. For those grass pitches with a figure of less than 9 matches per season capacity, its actual capacity is unlikely to be able to accommodate additional play. This is because an adult team will usually play 9 home matches per season and so a pitch which can only accommodate 8 or fewer matches would not be able to sustain the number of matches required for an additional adult home team. Equally, grass pitches which can sustain more than 9 matches per season from spare capacity have had their remaining capacity rounded to the nearest 9 to allow for realistic fit of any additional adult teams wishing to play on the ground. Clubs with many teams may also see pitches with additional capacity in figurative terms but may not physically be able to accommodate additional play if matches need to be played on peak days (Saturday and Sunday). The figures presented in the table which follows have been “sense checked” to ensure that the spare capacity suggested by the figures is available capacity in real terms.
- 4.48 Red highlighted cells in the tables below indicate over-play, orange indicates pitches being used at the appropriate level for their quality and green shaded cells indicate pitches with some capacity for additional use.

Figure C22: Supply / demand balance on secure sites

PPS Pitch ID	Site Name	Sub Area	Parish	Pitch Type	Security of community use	Capacity balance	Key issues	Realistic supply / demand balance
C1000s	BLUNSDON RECREATION GROUND	Blunsdon and Highworth	Blunsdon CP	Grass Wickets	Secured	2	Short boundary to school. Comments on poor maintenance of outfield. Not a lot of space for parking.	0
C1018sa	THE ELMS RECREATION GROUND	Blunsdon and Highworth	Highworth CP	Grass Wickets	Secured	21	Outfield shared with football that are the primary users. Boundaries short with floodlight stantions intruding. Damage to surface from recently disturbed cable run/trench and unauthorised use. Consistently low scores for Consistency, Bounce Quality, How it Plays and Outfield by other teams when they play away games at this ground. Changing/pavilion hired separately at an additional charge form the square and outfield. Very lightly used. Some overlap if football season delayed into May due to poor winter weather. Matches are currently only played on a Saturday at this ground and so spare capacity indicated could be used on Sundays or weekday evenings (or even every other Saturday when the current team using the ground play away fixtures).	18
C1015	SEVENHAMPTON CRICKET GROUND (SWINDON UNITED CHURCHES)	Blunsdon and Highworth	Highworth CP	Grass Wickets	Secured	-1	Very minor damage. Wheel on nets present - old fixed nets not in use.	0
C1009a	NALGO SPORTS PITCH	North East	Stratton St Margaret CP	Grass Wickets	Secured	28	Problems with dog fouling/litter. Extremely variable bounce - pitch subject to waterlogging. Car Parking and changing rooms are the limiting factor to how many matches can be played at once as only 2 changing rooms. Often vandalism at site. Matches are currently only played on a Saturday and midweek evening at this ground and so spare capacity indicated could be used on Sundays and midweek evenings	27

PPS Pitch ID	Site Name	Sub Area	Parish	Pitch Type	Security of community use	Capacity balance	Key issues	Realistic supply / demand balance
							when the team currently using the pitch are not playing a match.	
C1004sa	HOOPERSFIELD	Ridgeway	Wanborough CP	Grass Wickets	Secured	4	Outfield generally in good condition, minor bare patches and sinking at edge of wicket. Poor drainage, pitch difficult to play on after wet weather.	0
C1017	THE COUNTY GROUND	South West	Central Swindon South CP	Grass Wickets	Secured	11	Separate to County Ground football pitch, separated by lockable gates/fencing. The ground is currently well-used at the weekends and it seems likely that any spare capacity could only be used midweek evenings when current teams using the pitch during the week are not using the pitches for a home match.	9
C1003sa	CROFT SPORTS CENTRE	South West	South Swindon CP	Non Turf Wickets	Secured	-66	Drainage is an issue if there is a lot of rain and the water tables are high. There is the remains of an 8 wicket natural turf square that is not currently in use - so not assessed	-66
C1007	MOREDON PLAYING FIELDS	Western	Central Swindon North CP	Non Turf Wickets	Secured	17	Pitches are at a distance and poorly related to the car park and pavilion. Evidence of litter and unofficial use causes damage to artificial wickets. Strip not married in with surrounding outfield. The pavilion is outdated and in need of renewal. Poor quality ancillary facilities. Most matches at Moredon are played on midweek evenings and every other Saturday and so the spare capacity could be used every other Saturday or on a Sunday.	17
C1008	MOREDON PLAYING FIELDS	Western	Central Swindon North CP	Non Turf Wickets	Secured	14	Pitches are at a distance and poorly related to the car park and pavilion. Evidence of litter and unofficial use causes damage to artificial wickets. Strip not married in with surrounding outfield. The pavilion is outdated and in need of renewal. Poor quality ancillary facilities.	14

PPS Pitch ID	Site Name	Sub Area	Parish	Pitch Type	Security of community use	Capacity balance	Key issues	Realistic supply / demand balance
							Most matches at Moredon are played on midweek evenings and every other Saturday and so the spare capacity could be used every other Saturday or on a Sunday.	
C1019	WEIR FIELD	Wroughton and Chiseldon	Wroughton CP	Grass Wickets	Secured	21	Poor evenness of outfield due to winter sports and maintenance by the Parish. Unauthorised use from motorbikes on the outfield. Only one team plays at the ground every other Saturday and so the spare capacity is available for use every other Saturday, Sundays and midweek evenings.	18

Notes. * negative score = over play, positive score = underplay, zero score = appropriate use for quality of pitch

The above summaries for pitches and groups of pitches for each sub area only provide the picture of the realistic balance between supply and demand in relation to existing use. Other types of demand need to be taken into account to understand fully the pressures on pitches and to start to consider how best to deal with current deficiencies or spare capacity in provision.

Figure C23: Supply / demand balance on unsecure sites

PPS Pitch ID	Site Name	Sub Area	Parish	Pitch Type	Security of community use	Capacity balance	Key issues	Realistic supply / demand balance
C1005sa	ISAMBARD COMMUNITY SCHOOL	Northern	St Andrews CP	Non Turf Wickets	Unsecured	30	Outfield caters for many sports. Very low bounce. Outfield prone to waterlogging. Markings on the pitch often inadequate. PFI sites liable to becoming at risk in terms of availability to teams. Use of any spare capacity would need to be subject to agreement from the school.	30
C1016s	ST JOSEPHS CATHOLIC COLLEGE	South West	Central Swindon South CP	Non Turf Wickets	Unsecured	30	A haul route for recent building work just clips the outfield and is yet to be satisfactorily reinstated. School changing rooms. Use of any spare capacity would need to be subject to agreement from the school.	30
C1010s	NATIONWIDE	South West	South	Grass Wickets	Unsecured	2	Outfield in poor condition due to winter use for rugby and	0

PPS Pitch ID	Site Name	Sub Area	Parish	Pitch Type	Security of community use	Capacity balance	Key issues	Realistic supply / demand balance
	FOOTBALL CLUB		Swindon CP				football - little evidence of effective remedial sport field maintenance. No permanent nets though there is a mobile net that can be wheeled on to the square for practice. Availability only for Nationwide employees use or team with minimum of 20% employees from Nationwide.	
C1011s	NATIONWIDE FOOTBALL CLUB	South West	South Swindon CP	Non Turf Wickets	Unsecured	0	Outfield in poor condition due to winter use for rugby and football - little evidence of effective remedial sport field maintenance. No permanent nets though there is a mobile net that can be wheeled on to the square for practice. Mobile practice nets wheeled on to artificial wicket for training. Availability only for Nationwide employees use or team with minimum of 20% employees from Nationwide.	0
C1012s	NOVA HREOD ACADEMY	Western	Central Swindon North CP	Non Turf Wickets	Unsecured	30	Poor reinstatement of winter pitches means outfield is very uneven. Netting needs replacing School changing rooms - unable to access during the visit. Use of any spare capacity would need to be subject to agreement from the Academy.	30
C1013sa	RIDGEWAY SCHOOL AND LEISURE CENTRE	Wroughton and Chiseldon	Wroughton CP	Non Turf Wickets	Unsecured	24	Areas of poor reinstatement of winter pitches mean the outfield is poor in places. The school sports hall also has an indoor net (1 wicket). Use of any spare capacity would need to be subject to agreement from the school and leisure centre.	24

Notes. * negative score = over play, positive score = underplay, zero score = appropriate use for quality of pitch

The above summaries for pitches and groups of pitches for each sub area only provide the picture of the realistic balance between supply and demand in relation to existing use. Other types of demand need to be taken into account to understand fully the pressures on pitches and to start to consider how best to deal with current deficiencies or spare capacity in provision.

- 4.49 These figures provide part of the story of the degree to which a pitch can accommodate additional capacity or not, as the box illustrates.

Using Over and Under Play Figures

The pitch over and under play figures generated by the Assessment should not be used in isolation. The figures alone need to be treated with caution for a number of reasons:

- ▶ They cannot represent local qualitative or 'on the ground' issues, and should therefore be read in conjunction with other information gathered;
- ▶ They could mask issues generated by peak time demand;
- ▶ Slight overplay may be manageable for the quality of the pitch being played on (and therefore of the quality expected);
- ▶ Overplay on a pitch may be resolvable through improved maintenance or drainage to improve the quality of the pitch and therefore the capacity to accommodate matches. Reducing the amount of play on a pitch and moving play to an alternative pitch is also likely to improve quality;
- ▶ Identifying figures which indicate overplay and a deficit of pitch capacity does not necessarily mean that new pitches need to be provided. Alternative existing sites with pitches not currently in community use could be brought into use or under-used pitches better utilised to absorb demand or artificial grass pitches could play a role in better managing overplay or a deficit in grass pitch provision; and,
- ▶ While clubs which are identified as having capacity issues may need the use of an additional pitch, they may not have the ambition to increase the size of the club in this way, i.e. they may be content with the status quo.

- 4.50 The figure below summarises the position in the tables above.

Figure C24: Supply / existing demand balance summary (grass pitches)

Area	Match equivalents per season		Pitch equivalents*	
	Secure	Unsecure	Secure	Unsecure
Blunsdon & Highworth	18	-	3	-
Northern	-	-	-	-
North East	27	-	5	-
Western	-	-	-	-
South East	-	-	-	-
South West	9	0	2	0
Ridgeway	-	-	-	-
Wroughton & Chiseldon	18	-	3	-
Borough	72	0	14	0

Notes. Figures may not sum due to rounding. Positive score = capacity / underplay, negative score = no capacity / overplay. * based on a good quality pitch accommodating 5 matches per season.

Figure C25: Supply / existing demand balance summary (artificial pitches)

Area	Match equivalents per season		Pitch equivalents*	
	Secure	Unsecure	Secure	Unsecure
Blunsdon & Highworth	-	-	-	-
Northern	-	30	-	0.5
North East	-	-	-	-
Western	31	30	0.5	0.5
South East	-	-	-	-
South West	-66	30	-1	0.5
Ridgeway	-	-	-	-
Wroughton & Chiseldon	18	24	0.3	0.4
Borough	-17	114	-0.3	1.9

Notes. Figures may not sum due to rounding. Positive score = capacity / underplay, negative score = no capacity / overplay. * based on a good quality pitch accommodating 60 matches per season.

Unmet demand

4.51 The Playing Pitch Strategy guidance defines ‘unmet demand’ as follows:

“Current **unmet demand** could be in the form of a team that has currently got access to a pitch for its matches but nowhere to train or vice versa. It could also be from an educational establishment that is currently using an indoor facility because of the lack of access to outdoor pitch provision. Along with a lack of pitches of a particular type being available to the community unmet demand may be due to the poor quality and therefore limited capacity of pitches in the area and/or a lack of provision and ancillary facilities which meet a certain standard of play/league requirement. League secretaries may be aware of some unmet demand as they may have refused applications from teams wishing to enter their competitions due to a lack of pitch provision which in turn is hindering the growth of the league. As it is known to exist any unmet demand recorded should be easily quantifiable e.g. a training session for one team on a weekday evening.”
(Paragraph B36, Playing Pitch Strategy Guidance, 2013, Sport England)

4.52 No unmet demand was identified for additional grass or artificial pitches from consultation. However, two clubs identified need for additional facilities to assist with training. Hippocrickes CC identified an existing demand for indoor winter training space and Swiss Chalet CC identified a demand for indoor or outdoor practice nets.

Displaced demand

4.53 The Playing Pitch Strategy guidance defines ‘displaced demand’ as follows:

“Displaced demand generally relates to play by teams or other users of playing pitches from within the study area (i.e. from residents of the study area) which takes place outside the area. It is important to know whether this displaced demand is due to issues with the provision of pitches and ancillary facilities in the study area, just reflective of how the sports are played (e.g. at a central venue for the wider area) or due to the most convenient site for the respective users just falling outside of the LA/study area. It is therefore important to establish:

- What displaced demand exists and why including the amount and type of demand (e.g. a senior match on a natural grass pitch, a junior training session on an AGP);
- Whether those generating the displaced demand would prefer to play within the study area and where.”

(Paragraph B34, Playing Pitch Strategy Guidance, 2013, Sport England)

- 4.54 Some displaced demand was identified during consultation with both clubs which raised it as an issue wishing to see teams play within the Borough. The figure below sets out the displaced demand.

Figure C26: Displaced demand

Club	Location to which demand is displaced	Comments / notes	Team type / age group (number of teams)				No. of match equivalents per season for <u>training</u>				No. of <u>matches</u> per season				Total capacity required (match equivalent) to accommodate increase in demand		Number of good quality senior grass pitches required to accommodate increase in demand for <u>matches on grass pitches only</u>			Number of good quality non-turf pitches required to accommodate increase in demand for <u>training only on artificial pitches</u>		
			Junior		Senior		Junior		Senior		Junior		Senior		Junior	Senior	Junior	Senior	TOTAL	Junior	Senior	TOTAL
			(Age 7 - 18)		(Age 18 - 55)		(Age 7 - 18)		(Age 18 - 55)		(Age 7 - 18)		(Age 18 - 55)									
			Boys	Girls	Men	Women	Boys	Girls	Men	Women	Boys	Girls	Men	Women								
Haydon Wick Cricket Club	Wiltshire - Gerard Buxton Sports Ground	The team would like to play nearer to Haydon Wick (Northern sub area) where they originate from. They used to use Moredon, however have not used since the wicket was replaced with an artificial.			1		0	0	9	0	0	0	9	0	0	18	0	1.8	1.8	0	0.2	0.2
Swindon CC	Wiltshire - Avebury CC and Ramsbury CC	The 3rd and 4th teams' home games take place at Avebury CC and Ramsbury CC respectively. Club would like to play on a site of similar or better quality within the Borough boundary. (For the purposes of allocating this demand to a sub area, it will be placed in Wroughton and Chiseldon sub area for the purposes of projections.)			2		0	0	18	0	0	0	18	0	0	36	0	3.6	3.6	0	0.3	0.3

Latent Demand

4.55 The Playing Pitch Strategy guidance defines ‘latent demand’ as follows:

“Whereas unmet demand is known to exist latent demand is demand that evidence suggests may be generated from the current population should they have access to more or better provision. This could include feedback from a sports club who may feel that they could set up and run an additional team if they had access to better provision. Details of the potential amount and type of any latent demand in the study area should be sought.”

(Paragraph B37, Playing Pitch Strategy Guidance, 2013, Sport England)

4.56 Market segmentation data, used above to identify overall participation in cricket also provides an estimate of latent demand – i.e. those people who would like to play the sport who do not do so at the moment.

4.57 However, the data has limitations which must be noted. The data does not set out reasons why these people are not accessing the sport but reasons can vary and can include (amongst others) lack of transport to get to a venue, cost of playing, or availability of pitch time or personal time to play. The figures are for those in the 16+ age group only and therefore do not estimate latent demand from younger age groups.

4.58 It suggests that 791 people in the Borough would like to play cricket but cannot currently do so. The figure below shows the top 5 types of people who would like to play and the proportion of the total that they represent.

Figure C27: Top 5 segments of resident population which would like to play cricket (number and % of the number)

Swindon			
Segment	Summary	Population	%
Jamie	Sports Team Lads: Young blokes enjoying football, pints and pool	117	15
Ben	Competitive Male Urbanites: Male, recent graduates, with a ‘work-hard, play-hard’ attitude	100	13
Tim	Settling Down Males: Sporty male professionals, buying a house and settling down with partner	199	25
Philip	Comfortable Mid-Life Males: Mid-life professional, sporty males with older children and more time for themselves	131	17
Kev	Pub League Team Mates: Blokes who enjoy pub league games and watching live sport	93	12

Source: Sport England Market Segmentation Tool, 2016

4.59 Based on an assumption that 25 players might be needed to sustain a cricket team, the latent demand identified equates to an estimated 31 teams wanting to play across the Borough. However, this assumes that all latent demand would be satisfied, which is unlikely, given the varying factors at play which will result in someone wanting to play rather than actually being able to play. The figure will be a little unrealistic in terms of actual delivery on the ground of additional teams for these reasons. However, the figures are worth noting as a broad indicator of demand across the sport which can be set within the context of locally gathered data. Experience suggests that around 20% of a figure generated by market segmentation may be closer to the number of 16+ age group teams likely to actually comprise latent demand locally. In the Borough, this would equate to around 6 teams. Some of this may come through alternative formats of the game such as Last Man Stands rather than from club based teams.

4.60 Locally gathered data is much more reliable in terms of accuracy of latent demand. However, no local clubs identified any latent demand from existing membership.

Other Key Supply and Demand Comments

- 4.61 During the consultation stages, other comments were gathered which may have not been brought out in the sections above. These are set out in the table below and will help to shape the assessment conclusions, strategy and actions. Due to a data protection clause inserted onto the surveys sent to stakeholders, comments cannot be attributed directly to individual stakeholders without their prior agreement. Therefore, comments set out below are only attributed to clubs where they have agreed that they can be set out in this report. However, the Borough Council has retained the survey responses and so specific individual comments relating to pitches and facilities can be considered when discussing actions on individual sites.

Figure C28: Comments from Clubs, Providers or other Key Stakeholders

Site / Area	Comments
Blunsdon	Comments were expressed that Blunsdon needs additional affordable pitches to accommodate growing club memberships arising from new development (for example, at the Kingsdown allocation).

Figure C29: Comments from ECB and Wilts CCB

Club / site in question	Priorities and comments
Swindon CC	One of main priorities is finding a home for Swindon CC 3rds and 4ths who currently travel outside of Swindon to play their home matches
	Need to ensure the community usage for the Swindon mid-week league is retained and that cricket forms a part of any planned investments in to sporting hubs in the Borough, e.g. if Moredon is to be developed to become a multi-sport, self-funding hub, then cricket would be keen to be involved. What Moredon lacks is a quality clubhouse for community use, so any development of facilities that create a more enjoyable environment and setting for cricket to be played would be beneficial
	Swindon is a priority area of the county for developing cricket due to a comparably lower supply of cricket than in other areas of Wiltshire, based on population size etc. So, the opportunity for more social cricket is there and will be a priority for us so we would want to retain enough non turf pitch sites for this intended growth.
	Linked to point 3 above is the Black and Minority Ethnic population in Swindon that we would like to engage with to run Street Cricket sessions. The availability of MUGAs to run these sessions from would be important to cricket.
Meadowcroft and Tadpole garden village	ECB/Wilts Cricket involved in discussions with Stratton St Margaret Parish Council regarding planned introduction of cricket at Meadowcroft and are also aware of a development at Tadpole Farm which may include cricket. Their involvement so far has simply been to represent the needs of Swindon CC primarily in order to try and find them their second home.
	Through the new ECB strategy "Cricket Unleashed", the ECB is looking to increase alternative casual / social formats of the game such as street cricket and Last Man Stands.
	There is currently only one club in the Borough running junior cricket. There is therefore insufficient continuity planning to sustain adult cricket in the future with juniors moving through to the adult game. Pitches do, however, need protecting for use in the future as current plans to increase junior play start to provide feeder players for adult Saturday teams.

FUTURE DEMAND

Sites “in the pipeline”, Planned Commitments and Programmes

- 4.62 In order to understand fully the requirement for additional capacity in the future, it is important to take into account any known commitments or projects which will deliver any additional pitches. The following table sets out these known pitches, although for some sites, the pitch to be required or provided remains unknown with the anticipation being that this assessment and PPS strategy will inform that decision. There are clearly opportunities associated with large scale housing development in the Borough.

Figure C30

Site - Project	Sub area	Sport	Proposed facilities	Indicative time frame	Status and Borough Officer comments
PLANNED DEVELOPMENT – STRATEGIC ALLOCATIONS					
Tadpole Farm (strategic allocation to deliver 1695 homes)	Northern	Football and cricket	3 to 4 natural turf football pitches, plus natural turf cricket square (5 wickets) with associated parking and pavilion building	2017/2018	Discharge of condition/reserve matters Developer led
Kingsdown (Strategic allocation to deliver 1650 homes)	Ridgeway / North East	Football and cricket	3 to 4 natural turf football pitches, plus natural turf cricket square (5 wickets) with associated parking and pavilion building	Post 2021	Developer led
PLANNED DEVELOPMENT – EXISTING LEISURE / RECREATION GROUND FACILITIES					
Moredon Recreation Ground Multi sports Hub	Western	Football, cricket, cycling and croquet	Indicative provision 4 or 5 natural turf adult football pitches, 2 artificial cricket wickets, full size floodlit 3G AGP, closed road cycling circuit, croquet lawn Refurbished/replacement changing and club rooms This is an updating and modernisation of existing Rec following the closure of the 9 hole par 3 golf course	2018 onwards	SBC initiative – at feasibility stage
Polo Ground	Wroughton and Chiseldon	Rugby, possibly cricket	2 full size Rugby pitches (possible option includes 6 wicket natural turf + 1 artificial cricket square) Plus changing and club rooms	2020 onwards	No formal member approval yet Possible s106 funding from Bradbury Wick (Commonhead) development though trigger is someway off
Meadowcroft	North East	Football and cricket	Being promoted by Stratton Parish Council though a planning application has yet to come forward. The aspiration was to improve and extend the existing pavilion and access/parking. The proposed extension to the pavilion included additional changing rooms and a social area featuring meeting rooms and a kitchen. As regards pitches the key is reintroduction of a natural turf cricket square and re orientation of football pitches. The football pitches proposed are as existing 4 pitches pre dominantly for junior footballs namely: 1No. 5 aside; 1No. 7 aside; 1No. 9 aside; 1No. 11 aside.	2017 / 2018?	Planning Application Parish led
Wroughton	Wroughton & Chiseldon	Cricket	Planning permission for a cricket ground (number of pitches unknown)	2017/2018 ?	Planning permission granted (S/15/1750)

Notes. * assumes that quality of new grass pitches will be “good”.

Future Demand Arising from Club Aspirations

- 4.63 During consultation, clubs were asked what aspirations they have in the future to grow the number of teams, the club and / or pitch provision and facilities (between 2016 and 2021). These aspirations relate to future club growth and are different and additional to latent demand and unmet demand which have been explored earlier in the assessment.
- 4.64 It is important to estimate what this might equate to in terms of match equivalent sessions and additional pitches required to cater for any growth. While the resulting figures provide a representation of the implications of statements of intent, some aspirations for growth need to be set against the context of the ability to deliver these aspirations. The figures therefore provide a useful direction of travel and help to understand the likely requirement for additional pitches or improvements to existing pitches.
- 4.65 The table below sets out each club's aspirational future demand and scenarios (options) for the capacity required in terms of match equivalents and pitch numbers to satisfy that demand. Any issues that clubs have identified which will need addressing in order to realise their aspirational growth are also noted. Further detailed calculations of how the match equivalent sessions and pitch numbers have been arrived at are included in the pitch data spreadsheet provided to the Borough Council.
- 4.66 In addition to the aspirations identified below, WC has identified interest from Wanborough CC to grow their junior section on the basis that the club has signed-up to the ECB All Stars Cricket initiative. This potential is noted, as at the moment, there are no figures to quantify what this is likely to mean in terms of the number of additional teams generated.

Figure C31: Aspirational future demand based on club consultation

Club	Sub-area	Comments / notes	Team type / age group (number of teams)				No. of match equivalents per season for <u>training</u>				No. of <u>matches</u> per season				Total capacity required (match equivalents) to accommodate increase in demand		Number of good quality senior grass pitches required to accommodate increase in demand for <u>matches on grass pitches only</u>			Number of good quality non-turf pitches required to accommodate increase in demand for <u>training only on artificial pitches</u>			Number of good quality senior grass pitches required to accommodate increase in demand where <u>all</u> demand accommodated on grass pitches			Number of good quality non-turf pitches required to accommodate increase in demand if <u>all</u> demand accommodated on artificial pitches		
			Junior		Senior		Junior		Senior		Junior		Senior		Junior	Senior	Junior	Senior	TOTAL	Junior	Senior	TOTAL	Junior	Senior	TOTAL	Junior	Senior	TOTAL
			(Age 7 - 18)		(Age 18 - 55)		(Age 7 - 18)		(Age 18 - 55)		(Age 7 - 18)		(Age 18 - 55)															
			Boys	Girls	Men	Women	Boys	Girls	Men	Women	Boys	Girls	Men	Women														
Motorola	Northern	Club would like to develop another men's team and junior team	1		1		8	0	9	0	8	0	9	0	16	18	1.1	1.8	2.9	0.1	0.2	0.3	2.3	3.6	5.9	0.2	0.3	0.5
Swindon CC	South West	The club would like to develop a women's team				1	0	0	0	9	0	0	0	9	0	18	0.0	1.8	1.8	0.0	0.2	0.2	0.0	3.6	3.6	0.0	0.3	0.3
Last Man Stands League	South West	The League thinks next season it will grow by an additional 2 teams. They anticipate playing at the Croft Sports Centre, however if more teams were to take part over the next few years, another ground would be needed.			2		0	0	18	0	0	0	18	0	0	36	0.0	0	0	0.0	0.3	0.3	0.0	0	0	0.0	0.6	0.6

Projecting and Quantifying Future Demand and Needs

Team Generation Rates and number of pitches equivalent

- 4.67 To get an idea about the future number of *club teams* that might be formed from an increasing population during the strategy period to 2021 (and therefore future demand for pitches), population projections can be applied to age groups used for competitive play. Team generation rates are calculated simply by dividing the current population within an age group for a sport by the number of teams in the area within that age group at the current time, with the ratio then applied to projected population for that age group.
- 4.68 The following table sets out the projected number of cricket teams in each sub area and translates them to the number of pitches that the number of teams may need (which could be provided either from existing stock or from additional pitches if needed).
- 4.69 The figures need to be used with some caution. Figures are generated by sub-area and on the basis of where home teams play. However, they may attract players in from other sub areas. In some sub areas there are no current teams for some age groups and so figures can show that there are no teams generated from these areas, whereas there may be new additional players from the additional population.
- 4.70 To put the sub area derived figures into context, figures are presented for the Borough as a whole to ensure balance and the number of pitches in each sub area are pro-rata according to the population of each. Full Team Generation Rate calculations are available in the data spreadsheet provided to the Borough Council.

Figure C32: Impact of Population increase in Sub Areas by 2021 on the numbers of teams (i.e. additional teams generated by population increases)

Age Groups	Blunsdon and Highworth	Northern	North East	Western	South East	South West	Ridgeway	Wroughton and Chiseldon
Cricket Open Age Men's (18-55yrs)	0.6	0	0.1	-0.1	0	0.3	0.6	0.7
Cricket Open Age Womens (18-55yrs)	0	0	0	0	0	0	0	0
Cricket Junior Boys (7-18yrs)	0	0	0	0	0	0.5	0.2	0
Cricket Junior Girls (7-18yrs)	0	0	0	0	0	0	0	0

Notes: figures may not sum due to rounding. Figures rounded up.

Figure C33: Impact of population increase in Borough by 2021 on the numbers of teams

Age Groups	Potential Change in Team Numbers in Age Group (i.e. additional teams by 2021)
Cricket Open Age Men's (18-55yrs)	2.3
Cricket Open Age Womens (18-55yrs)	0.0
Cricket Junior Boys (7-18yrs)	0.7
Cricket Junior Girls (7-18yrs)	0.0
TOTAL	3.0

Notes: figures may not sum due to rounding. Figures for women's and girls' teams equate to a projected 0 because current team numbers are 0 and so the projection forward is based on no teams. In reality, this is unlikely to be the case, so see aspirational figures for a more realistic figure.

Additional (Increase in) Participation

- 4.71 Most National Sports Governing Bodies have targets to increase participation during Sport England's four year funding period. These have, in the past, tied investment in facilities and sports development to increases in the number of people playing their sport at least once a month for 30 minutes or more.
- 4.72 Percentage increases in participation can be higher than can be practically achievable, although they do represent a target to aim for to drive participation upwards. Participation has been changing in recent years in general terms with the time and regular commitment required to play competitive cricket meaning that players are being lost from the traditional game played at weekends. Changes to the formats of cricket played is helping to react to this change of loss amongst adult men's teams. Spatially, unless a rural club has a strong base with many teams, rural cricket is, in general, losing players, with larger urban based clubs maintaining and in some cases growing their membership and number of teams. A number of clubs, as noted in the calculations above, are targeting increases in junior, girls and women's teams, as are the ECB / WC.
- 4.73 The table below sets a realistic figure of 1% growth in participation across the sport as a whole from a percentage baseline established through the Active People Survey and applies that additional growth to the future population by 2021. It provides figures which estimate how numbers of individuals and teams could change as a result of more people participating. There are limits to the data, with the APS only providing figures for the 16+ age group. The table sets out the total figure for the Borough and then presents the figures which resulted for each sub area. The number of teams has been established by applying a figure of 25 people being required to sustain a team.
- 4.74 These figures can be set alongside the other estimates of future growth to help establish a grounded estimate from which assumptions about future demand for pitches can be made. The full detailed tables calculating the figures are available in the data spreadsheet made available to the Borough Council.

Figure C34: Impact of 1% participation increase on current levels of participation in equivalent number of teams that could be generated by 2021 (Sub Areas)

Age Groups	Blunsdon and Highworth	Northern	North East	Western	South East	South West	Ridgeway	Wroughton and Chiseldon
Cricket Open Age Men's (18-55yrs)	2.2	9.3	7.5	9.2	6.5	0.4	0.7	3.7
Cricket Open Age Womens (18-55yrs)								

Figure C35: Impact of 1% participation increase on current levels of participation in equivalent number of teams that could be generated by 2021 (Borough)

Age Groups	Potential Change in Team Numbers in 16+ Age Group (i.e. additional teams by 2021)
Cricket Open Age Men's (18-55yrs)	40
Cricket Open Age Womens (18-55yrs)	

Notes: figures may not sum due to rounding.

Summarising Projections of Participation

- 4.75 It is noticeable that the projections of participation suggest a relatively high number of teams are likely to be generated from an increase in participation of 1% from current levels in the 16+ age group. Given the trends in participation in cricket, it is unlikely that the full number of teams will come forward in the period to 2021. A more realistic assumption might be to consider the individual number of people participating as this allows assumptions to be made about a split between club (and team) based participation and participation likely to increase in social teams. Notwithstanding this, the number projected seems a little high when compared to other figures calculated above, but they do provide a useful set of data to set alongside other data to help establish a realistic degree of change.

Augmenting Future and Current Demand Data

- 4.76 Having set out how current and future demand can be calculated and arrived at some figures to give an indication of the likely demand arising to 2021, they need to be set out together and augmented to ensure that they lead to rational and grounded estimates in terms of future requirements.
- 4.77 The summary table below draws together all figures for future demand based on provision of grass pitches. When considering the figures, as set out in the earlier sections there are limitations to the data and the key points to note are as follows.
- ▶ Displaced, unmet and latent demand - are more grounded and based on locally collected data during consultation and provide a baseline of demand that we know needs to be met in the short-term.
 - ▶ Aspirational future demand – provides us with an indication, based on locally gathered data and consultation how clubs would like to grow based on their understanding of demand now and trends in team formation. Some of the aspirational demand may not be achievable due to reasons such as cost of pitch hire, availability of coaches or of volunteers. Figures are calculated, however, based on these issues being overcome. There can be some overlap with TGR demand figures.
 - ▶ Team Generation Rates (TGRs) – are proportional projections based purely on figures which are not sensitive to the “real life” issues such as the capacity of clubs to absorb growth or whether teams will be formed from individuals becoming interested in playing cricket. There can be some overlap with aspirational demand figures.
 - ▶ Participation change – is another way of estimating based purely on figures and where assumptions are made to derive outputs. Being based purely on participation data for 16+. There is no data for younger players. Data should be used only for comparative purposes given unreliability and lack of detail for under 16 age groups.

Figure C36: Estimated additional teams

WHOLE AREA: SWINDON BOROUGH

ADDITIONAL TEAMS 2016-2021						
	TGR	PARTICIPATION CHANGE	DISPLACED	UNMET	ASPIRATIONAL	LATENT
Cricket Open Age Men's (18-55yrs)	2.3	39.4	3.0	0.0	5.0	0.0
Cricket Open Age Womens (18-55yrs)	0.0	0.0	0.0	0.0	2.0	0.0
Cricket Junior Boys (7-18yrs)	1.6	0.0	0.0	0.0	4.5	1.0
Cricket Junior Girls (7-18yrs)	0.0	0.0	0.0	0.0	2.5	0.0
<i>Total</i>	3.9	39.4	3.0	0.0	14.0	1.0

SUB-AREA: BLUNSDON AND HIGHWORTH

ADDITIONAL TEAMS 2016-2021						
	TGR	PARTICIPATION CHANGE	DISPLACED	UNMET	ASPIRATIONAL	LATENT
Cricket Open Age Men's (18-55yrs)	0.6	2.2			2	
Cricket Open Age Womens (18-55yrs)	0.0				1	
Cricket Junior Boys (7-18yrs)	0.0				3.5	
Cricket Junior Girls (7-18yrs)	0.0				2.5	
<i>Total</i>	0.6	2.2	0.0	0.0	9.0	0.0

SUB-AREA: NORTHERN

	ADDITIONAL TEAMS 2016-2021					
	TGR	PARTICIPATION CHANGE	DISPLACED	UNMET	ASPIRATIONAL	LATENT
Cricket Open Age Men's (18-55yrs)	0.0	9.3	1		1	
Cricket Open Age Womens (18-55yrs)	0.0					
Cricket Junior Boys (7-18yrs)	0.9				1	
Cricket Junior Girls (7-18yrs)	0.0					
<i>Total</i>	<i>0.9</i>	<i>9.3</i>	<i>1.0</i>	<i>0.0</i>	<i>2.0</i>	<i>0.0</i>

Notes: * displaced demand has been apportioned to this sub area for Haydon Wick CC who wish to play at a site close to Haydon Wick. This is not to say that provision may not appropriate in an alternative sub area

SUB-AREA: NORTH EAST

	ADDITIONAL TEAMS 2016-2021					
	TGR	PARTICIPATION CHANGE	DISPLACED	UNMET	ASPIRATIONAL	LATENT
Cricket Open Age Men's (18-55yrs)	0.1	7.5				
Cricket Open Age Womens (18-55yrs)	0.0					
Cricket Junior Boys (7-18yrs)	0.0					1
Cricket Junior Girls (7-18yrs)	0.0					
<i>Total</i>	<i>0.1</i>	<i>7.5</i>	<i>0.0</i>	<i>0.0</i>	<i>0.0</i>	<i>1.0</i>

SUB-AREA: SOUTH WEST

ADDITIONAL TEAMS 2016-2021						
	TGR	PARTICIPATION CHANGE	DISPLACED	UNMET	ASPIRATIONAL	LATENT
Cricket Open Age Men's (18-55yrs)	0.3	0.4			2	
Cricket Open Age Womens (18-55yrs)	0.0				1	
Cricket Junior Boys (7-18yrs)	0.5					
Cricket Junior Girls (7-18yrs)	0.0					
<i>Total</i>	<i>0.8</i>	<i>0.4</i>	<i>0.0</i>	<i>0.0</i>	<i>3.0</i>	<i>0.0</i>

SUB-AREA: RIDGEWAY

ADDITIONAL TEAMS 2016-2021						
	TGR	PARTICIPATION CHANGE	DISPLACED	UNMET	ASPIRATIONAL	LATENT
Cricket Open Age Men's (18-55yrs)	0.6	0.7				
Cricket Open Age Womens (18-55yrs)	0.0					
Cricket Junior Boys (7-18yrs)	0.2					
Cricket Junior Girls (7-18yrs)	0.0					
<i>Total</i>	<i>0.7</i>	<i>0.7</i>	<i>0.0</i>	<i>0.0</i>	<i>0.0</i>	<i>0.0</i>

SUB-AREA: SOUTH EAST

ADDITIONAL TEAMS 2016-2021						
	TGR	PARTICIPATION CHANGE	DISPLACED	UNMET	ASPIRATIONAL	LATENT
Cricket Open Age Men's (18-55yrs)	0.0	6.5				
Cricket Open Age Womens (18-55yrs)	0.0					
Cricket Junior Boys (7-18yrs)	0.0					
Cricket Junior Girls (7-18yrs)	0.0					
<i>Total</i>	<i>0.0</i>	<i>6.5</i>	<i>0.0</i>	<i>0.0</i>	<i>0.0</i>	<i>0.0</i>

SUB-AREA: WROUGHTON AND CHISELDON

ADDITIONAL TEAMS 2016-2021						
	TGR	PARTICIPATION CHANGE	DISPLACED	UNMET	ASPIRATIONAL	LATENT
Cricket Open Age Men's (18-55yrs)	0.7	3.7	2*			
Cricket Open Age Womens (18-55yrs)	0.0					
Cricket Junior Boys (7-18yrs)	0.0					
Cricket Junior Girls (7-18yrs)	0.0					
<i>Total</i>	<i>0.7</i>	<i>3.7</i>	<i>2.0</i>	<i>0.0</i>	<i>0.0</i>	<i>0.0</i>

Notes: * displaced demand has been apportioned to this sub area for Swindon CC 3rds and 4ths who currently play outside the Borough but would like to play within the Borough. This is not to say that provision may not appropriate in an alternative sub area

SUB-AREA: WESTERN

ADDITIONAL TEAMS 2016-2021						
	TGR	PARTICIPATION CHANGE	DISPLACED	UNMET	ASPIRATIONAL	LATENT
Cricket Open Age Men's (18-55yrs)	-0.1	9.2				
Cricket Open Age Womens (18-55yrs)	0.0					
Cricket Junior Boys (7-18yrs)	0.0					
Cricket Junior Girls (7-18yrs)	0.0					
<i>Total</i>	-0.1	9.2	0.0	0.0	0.0	0.0

- 4.78 Considering these numbers, it is sensible to consider a range of teams being possible to come forward during the lifetime of the strategy. Some of the numbers have more certainty than others in being established between now and 2021. There is potential for some of the figures to double-count or over-lap and it is therefore important that the figures below are not read in isolation and that the figures in the latter part of the strategy period are reviewed and supply and demand monitored to ensure that there is not over-provision.
- 4.79 TGRs and participation change provide us with a yardstick to monitor against and it is likely that some growth estimated through these projections will meet some of the identified aspirational growth and vice-versa. It is important not to “double count” potential growth but to set a direction of travel for additional provision against which supply and demand can be monitored. Aspirational growth identified by teams is likely to come in part from increasing interest (i.e. participation) and absorbing some additional growth from increased population (i.e. from TGRs). So, when considering the total number of teams generated by the calculations it seems unlikely that over 60 teams will actually come forward in reality by 2021. As explained earlier, it is not considered reliable to base future provision on the participation change projections and so these can be considered as an over-arching high level estimate indicating direction of travel only.
- 4.80 A rational approach to understanding figures for a grounded level of provision is first to seek to meet the quantified and locally derived figure for displaced, unmet, aspirational and latent demand during the first 3 years of the strategy period to 2019.
- 4.81 TGR and aspirational growth figures can then be applied to the remaining 2 year period. However, purely adding on TGR and aspirational growth figures together without any “sense checking” can, however, double count demand to a degree. Therefore, it is suggested that a reasonable approach to take, particularly given the short time period that the strategy is to cover, would be to suggest that the higher figure of the two is used as a basis to plan for. This is particularly relevant where one set of figures is zero as TGRs can be a result of starting from a low number and not reflect ambition of clubs to develop teams where they currently have no or few teams, for example in the women’s or youth categories and equally, aspirational growth identified by clubs may not reflect the number of people in particular age groups coming into the town as a result of housing and household growth. Some aspirational growth may have barriers which need to be overcome outside of physical pitch provision, such as the number of volunteers available to grow a club or the cost of hiring, purchasing or leasing additional pitch space. Demand appearing “on the ground” from aspirational figures will therefore need to be monitored to understand if demand is being realised and if not, what other measures might be needed to deliver the projected growth. Figures for sub areas are also adjusted to accommodate the estimated change. The following tables show this adjustment.

Figure C37: Adjusted estimated additional teams

WHOLE AREA: SWINDON BOROUGH

ADDITIONAL TEAMS 2016-2021					
	TGR / ASPIRATIONAL (2020-2021)	PARTICIPATION CHANGE	DISPLACED (2016-2019)	UNMET (2016-2019)	LATENT (2016-2019)
Cricket Open Age Men's (18-55yrs)	6.3	39.4	3.0	0.0	0.0
Cricket Open Age Womens (18-55yrs)	2.0	0.0	0.0	0.0	0.0
Cricket Junior Boys (7-18yrs)	5.2	0.0	0.0	0.0	1.0
Cricket Junior Girls (7-18yrs)	2.5	0.0	0.0	0.0	0.0
<i>Total</i>	16	39.4	3.0	0.0	1.0

SUB-AREA: BLUNSDON AND HIGHWORTH

ADDITIONAL TEAMS 2016-2021					
	TGR / ASPIRATIONAL (2020-2021)	PARTICIPATION CHANGE	DISPLACED (2016-2019)	UNMET (2016-2019)	LATENT (2016-2019)
Cricket Open Age Men's (18-55yrs)	2	2.2			
Cricket Open Age Womens (18-55yrs)	1				
Cricket Junior Boys (7-18yrs)	3.5				
Cricket Junior Girls (7-18yrs)	2.5				
<i>Total</i>	9.0	2.2	0.0	0.0	0.0

SUB-AREA: NORTHERN

ADDITIONAL TEAMS 2016-2021					
	TGR / ASPIRATIONAL (2020-2021)	PARTICIPATION CHANGE	DISPLACED (2016-2019)	UNMET (2016-2019)	LATENT (2016-2019)
Cricket Open Age Men's (18-55yrs)	1	9.3	1*		
Cricket Open Age Womens (18-55yrs)	0.0				
Cricket Junior Boys (7-18yrs)	1				
Cricket Junior Girls (7-18yrs)	0.0				
<i>Total</i>	<i>2</i>	<i>9.3</i>	<i>1.0</i>	<i>0.0</i>	<i>0.0</i>

Notes: * displaced demand has been apportioned to this sub area for Haydon Wick CC who wish to play at a site close to Haydon Wick. This is not to say that provision may not appropriate in an alternative sub area

SUB-AREA: NORTH EAST

ADDITIONAL TEAMS 2016-2021					
	TGR / ASPIRATIONAL (2020-2021)	PARTICIPATION CHANGE	DISPLACED (2016-2019)	UNMET (2016-2019)	LATENT (2016-2019)
Cricket Open Age Men's (18-55yrs)	0.1	7.5			
Cricket Open Age Womens (18-55yrs)	0.0				
Cricket Junior Boys (7-18yrs)	0.0				1
Cricket Junior Girls (7-18yrs)	0.0				
<i>Total</i>	<i>0.1</i>	<i>7.5</i>	<i>0.0</i>	<i>0.0</i>	<i>1.0</i>

SUB-AREA: SOUTH WEST

ADDITIONAL TEAMS 2016-2021					
	TGR / ASPIRATIONAL (2020-2021)	PARTICIPATION CHANGE	DISPLACED (2016-2019)	UNMET (2016-2019)	LATENT (2016-2019)
Cricket Open Age Men's (18-55yrs)	2	0.4			
Cricket Open Age Womens (18-55yrs)	1				
Cricket Junior Boys (7-18yrs)	0.5				
Cricket Junior Girls (7-18yrs)	0.0				
<i>Total</i>	3.5	0.4	0.0	0.0	0.0

SUB-AREA: RIDGEWAY

ADDITIONAL TEAMS 2016-2021					
	TGR / ASPIRATIONAL (2020-2021)	PARTICIPATION CHANGE	DISPLACED (2016-2019)	UNMET (2016-2019)	LATENT (2016-2019)
Cricket Open Age Men's (18-55yrs)	0.6	0.7			
Cricket Open Age Womens (18-55yrs)	0.0				
Cricket Junior Boys (7-18yrs)	0.2				
Cricket Junior Girls (7-18yrs)	0.0				
<i>Total</i>	0.8	0.7	0.0	0.0	0.0

SUB-AREA: SOUTH EAST

ADDITIONAL TEAMS 2016-2021					
	TGR / ASPIRATIONAL (2020-2021)	PARTICIPATION CHANGE	DISPLACED (2016-2019)	UNMET (2016-2019)	LATENT (2016-2019)
Cricket Open Age Men's (18-55yrs)	0.0	6.5			
Cricket Open Age Womens (18-55yrs)	0.0				
Cricket Junior Boys (7-18yrs)	0.0				
Cricket Junior Girls (7-18yrs)	0.0				
<i>Total</i>	<i>0.0</i>	<i>6.5</i>	<i>0.0</i>	<i>0.0</i>	<i>0.0</i>

SUB-AREA: WROUGHTON AND CHISELDON

ADDITIONAL TEAMS 2016-2021					
	TGR / ASPIRATIONAL (2020-2021)	PARTICIPATION CHANGE	DISPLACED (2016-2019)	UNMET (2016-2019)	LATENT (2016-2019)
Cricket Open Age Men's (18-55yrs)	0.7	3.7	2*		
Cricket Open Age Womens (18-55yrs)	0.0				
Cricket Junior Boys (7-18yrs)	0.0				
Cricket Junior Girls (7-18yrs)	0.0				
<i>Total</i>	<i>0.7</i>	<i>3.7</i>	<i>2.0</i>	<i>0.0</i>	<i>0.0</i>

Notes: * displaced demand has been apportioned to this sub area for Swindon CC 3rds and 4ths who currently play outside the Borough but would like to play within the Borough. This is not to say that provision may not appropriate in an alternative sub area

SUB-AREA: WESTERN

	ADDITIONAL TEAMS 2016-2021				
	TGR / ASPIRATIONAL (2020-2021)	PARTICIPATION CHANGE	DISPLACED (2016-2019)	UNMET (2016-2019)	LATENT (2016-2019)
Cricket Open Age Men's (18-55yrs)	-0.1	9.2			
Cricket Open Age Womens (18-55yrs)	0.0				
Cricket Junior Boys (7-18yrs)	0.0				
Cricket Junior Girls (7-18yrs)	0.0				
<i>Total</i>	<i>-0.1</i>	<i>9.2</i>	<i>0.0</i>	<i>0.0</i>	<i>0.0</i>

Notes: Figures may not sum due to rounding

- 4.82 Taking this data and apportioning it to the strategy period, demand (and therefore resultant provision for these additional teams) *could* look like the following table. However, demand on the ground is unlikely to take place rigidly within these two time periods and so some demand may come forward from the latter period or move back from the earlier period.
- 4.83 In addition, while demand may arise at clubs and pitches in the sub areas identified, this is not to say that, spatially, an appropriate solution may be to provide the additional capacity for these teams in another sub area if this is a more pragmatic, feasible and viable solution.

Figure C38: Potential additional teams apportioned to strategy periods

	2016-2019	2020-2021	Total 2016-2021
Blunsdon and Highworth	0	9	9
Northern	1*	2	3
North East	1	0	1
Western	0	0	0
South East	0	0	0
South West	0	4	4
Ridgeway	0	1	1
Wroughton and Chiseldon	2**	1	3
Borough Total	4	17	21

Notes: Figures are rounded to the nearest full team number. * displaced demand has been apportioned to this sub area for Haydon Wick. This is not to say that provision may not appropriate in an alternative sub area. ** displaced demand has been apportioned to this sub area for Swindon CC 3rds and 4ths who currently play outside the Borough but would like to play within the Borough. This is not to say that provision may not appropriate in an alternative sub area

- 4.84 Individual actions in relation to clubs which have an identified need for the provision of these where they do not already have provision or where they need additional provision to supplement what they already have on site are outlined in the strategy and action plan.
- 4.85 Practical delivery of additional pitches may not fit with the phasing below (for example, if one new ground was to be delivered, it might be more appropriate to provide 8 pitches during one phase rather than 4 across two).

Figure C39: Grass pitches required (good quality) to accommodate additional future demand from adult matches (assumes half of training in practice nets and half on artificial pitches)

	2016-2019	2020-2021	Total 2016-2021
Blunsdon and Highworth	0	14	14
Northern	2*	4	6
North East	0	0	0
Western	0	0	0
South East	0	0	0
South West	0	6	6
Ridgeway	0	2	2
Wroughton and Chiseldon	4**	2	6
Borough Total	6	28	34

Notes: * displaced demand has been apportioned to this sub area for Haydon Wick. This is not to say that provision may not appropriate in an alternative sub area. ** displaced demand has been apportioned to this sub area for Swindon CC 3rds and 4ths who currently play outside the Borough but would like to play within the Borough. This is not to say that provision may not appropriate in an alternative sub area

- 4.86 The following table sets out how much additional capacity would be required if half of all adult additional team training took place on an artificial pitch with the rest taking place in practice nets (not accounted for in the figures). While it is assumed that training will predominantly take place on artificial pitches and in practice nets, it is also acknowledged that some training may take place on grass pitches with mobile nets.

Figure C40: Artificial pitches (good quality) required to accommodate demand from additional future adult training (assumes half of training in practice nets, and half on artificial pitches to which these figures relate)

	2016-2019	2020-2021	Total 2016-2021
Blunsdon and Highworth	0	0.3	0.3
Northern	0.5*	0.1	0.6
North East	0	0	0
Western	0	0	0
South East	0	0	0
South West	0	0.3	0.3
Ridgeway	0	0.1	0.1
Wroughton and Chiseldon	0.3**	0.1	0.4
Borough Total	0.8	0.9	1.7

Notes: * displaced demand has been apportioned to this sub area for Haydon Wick. This is not to say that provision may not appropriate in an alternative sub area. ** displaced demand has been apportioned to this sub area for Swindon CC 3rds and 4ths who currently play outside the Borough but would like to play within the Borough. This is not to say that provision may not appropriate in an alternative sub area

4.87 The following table sets out how much additional capacity would be required for all additional junior teams for training and matches. It assumes that all play will take place on an artificial pitch. These figures will need to be carefully monitored during the strategy period as the All Stars Cricket initiative launched by ECB may result in a greater number of junior teams coming forward by 2021.

Figure C41: Artificial pitches (good quality) required to accommodate demand from additional future junior matches and training

	2016-2019	2020-2021	Total 2016-2021
Blunsdon and Highworth	0	1.1	1.1
Northern	0	0.2	0.2
North East	0.4	0	0.4
Western	0	0	0
South East	0	0	0
South West	0	0.1	0.1
Ridgeway	0	0.1	0.1
Wroughton and Chiseldon	0	0	0
Borough Total	0.4	1.5	1.9

4.88 The table below sums the total from the two tables above.

Figure C42: TOTAL artificial pitches (good quality) required to accommodate demand from both additional future junior matches and training and adult part training

	2016-2019	2020-2021	Total 2016-2021	Total 2016-2021^
Blunsdon and Highworth	0	1.4	1.4	2
Northern	0.5*	0.3	0.8	1
North East	0.4	0	0.4	1
Western	0	0	0	0
South East	0	0	0	0
South West	0	0.4	0.4	1
Ridgeway	0	0.2	0.2	1
Wroughton and Chiseldon	0.3**	0.1	0.4	1
Borough Total*	1.2	2.4	3.6	7

Notes: ^ pitch numbers rounded up to nearest full pitch. * displaced demand has been apportioned to this sub area for Haydon Wick. This is not to say that provision may not appropriate in an alternative sub area. ** displaced demand has been apportioned to this sub area for Swindon CC 3rds and 4ths who currently play outside the Borough but would like to play within the Borough. This is not to say that provision may not appropriate in an alternative sub area

- 4.89 The above figures then need to be set against any spare capacity in the sub areas to accommodate some of this growth. The table below sets this out for each sub area for secure pitches only. This is because unsecure sites do not provide any certainty or security of use and it cannot be safely assumed that they could accommodate demand with any regularity or certainty. However, there may be opportunities to turn unsecure sites into secure sites and so some capacity currently within the unsecure figures could add to pitches in secure use, reducing the need for additional secure pitches.

Figure C43: Discounting future demand from existing capacity on grass pitches (if existing spare capacity on secure sites is maximised to its potential)

	Existing spare capacity on grass pitches		Projected additional new capacity on grass pitches required	Total additional pitches (less existing spare capacity) on <u>secure</u> pitches
	Secure	Unsecure		
Blunsdon and Highworth	3	-	14	11
Northern	-	-	6	6
North East	5	-	0	-5
Western	-	-	0	0
South East	-	-	0	0
South West	2	0	6	4
Ridgeway	-	-	2	2
Wroughton and Chiseldon	3	-	6	3
Borough Total	14	0	38	24

Notes. Figures may not sum due to rounding.

Figure C44: Discounting future demand from existing capacity on artificial pitches (if existing spare capacity on secure sites is maximised to its potential)

	Existing spare capacity on artificial pitches (number of good quality pitches accommodating 60 match equivalents per season)		Projected additional new capacity on artificial pitches required	Total additional pitches (less existing spare capacity) on <u>secure</u> pitches
	Secure	Unsecure		
Blunsdon and Highworth	-	-	1.4	1.4
Northern	-	0.5	0.8	0.8
North East	-	-	0.4	0.4
Western	0.5	0.5	0	-0.5
South East	-	-	0	0
South West	-1	0.5	0.4	1.4
Ridgeway	-	-	0.2	0.2
Wroughton and Chiseldon	0.3	0.4	0.4	0.1
Borough Total	-0.3	1.9	3.7	4

Notes. Figures may not sum due to rounding.

- 4.90 It is rational to then add the total amount of play on unsecure pitches to the demand projected. It is a laudable aim to achieve security of tenure on these sites. However, if this cannot be achieved, current use on those sites should be added into demand for future secure sites.

Figure C45: Adding existing use of unsecure grass pitches to future estimated demand (matches)

	Existing use of unsecure grass pitches		Projected demand identified above	Total pitches to 2021
	Match equivalent sessions per season	Projected additional new capacity needed on grass pitches to accommodate this use (no. of pitches)		
Blunsdon and Highworth	0	0	11	11
Northern	0	0	6	6*
North East	0	0	-5	0^
Western	0	0	0	0
South East	0	0	0	0
South West	38	8	4	12
Ridgeway	0	0	2	2
Wroughton and Chiseldon	0	0	3	3*
Borough Total	38	8	24	34

Notes. Figures may not sum due to rounding. ^ netted to zero as pitch not likely to be surplus to real demand. * displaced demand has been apportioned to this sub area for Haydon Wick CC (+2 grass pitches). This is not to say that provision may not appropriate in an alternative sub area. ** displaced demand has been apportioned to this sub area for Swindon CC 3rds and 4ths who currently play outside the Borough but would like to play within the Borough (+4 grass pitches). This is not to say that provision may not appropriate in an alternative sub area

Figure C46: Adding existing use of unsecure artificial pitches to future estimated demand (training and matches)

	Existing use of unsecure artificial pitches		Projected demand identified above	Total pitches to 2021	Total pitches to 2021**
	Match equivalent sessions per season	Projected additional new capacity needed on artificial pitches to accommodate this use (no. of pitches)			
Blunsdon and Highworth	0	0	1.4	1.4	2
Northern	0	0	0.8	0.8	1^
North East	0	0	0.4	0.4	1
Western	0	0	-0.5	0*	0
South East	0	0	0	0	0
South West	30	0.5	1.4	1.9	2
Ridgeway	0	0	0.2	0.2	1
Wroughton and Chiseldon	6	0.1	0.1	0.2	1^^
Borough Total	36	0.6	4	5	8

Notes. Figures may not sum due to rounding. * netted to zero as pitch not likely to be surplus to real demand. And half a pitch cannot be removed in practical terms. ** pitch numbers rounded up to nearest full pitch. ^ displaced demand has been apportioned to this sub area for Haydon Wick CC (+0.5 artificial pitches). This is not to say that provision may not appropriate in an alternative sub area. ^^ displaced demand has been apportioned to this sub area for Swindon CC 3rds and 4ths who currently play outside the Borough but would like to play within the Borough (+0.3 artificial pitches). This is not to say that provision may not appropriate in an alternative sub area

- 4.91 Revising the figures for the Borough as a whole, this equates to the following for the Borough and sub areas if use of unsecure sites cannot be secured.

Figure C47: Future demand for grass pitches (training and matches)

Sub Area	Total additional grass pitches required to 2021	Total additional artificial pitches required to 2021
Blunsdon and Highworth	11	2
Northern	6	1
North East	0*	1*
Western	0	0
South East	0	0
South West	12	2
Ridgeway	2	1
Wroughton and Chiseldon	3**	1**
Borough Total	34	8

Notes: * displaced demand has been apportioned to this sub area for Haydon Wick CC (+2 grass pitches and + 0.5 artificial). This is not to say that provision may not appropriate in an alternative sub area. ** displaced demand has been apportioned to this sub area for Swindon CC 3rds and 4ths who currently play outside the Borough but would like to play within the Borough (+4 grass pitches and + 0.3 artificial). This is not to say that provision may not appropriate in an alternative sub area. If this demand was to be reapportioned elsewhere, figures would have to be adjusted accordingly (resulting in no net additional demand for grass in these sub areas and adding the demand to other sub areas to which pitches / the team would be located).

- 4.92 Re-applying the adjusted figures to the two phases of the strategy period to 2021, provision could look like the following table.

Figure C48: Provision in response to all demand (grass)

	2016-2019	2020-2021	Total 2016-2021
Blunsdon and Highworth	0	11	11
Northern	2*	4	6
North East	0	0	0
Western	0	0	0
South East	0	0	0
South West	6^	6^	12^
Ridgeway	0	2	2
Wroughton and Chiseldon	2**	1**	3**
Borough Total	10	24	34

Notes. Figures may not sum due to rounding. ^ These figures reduce to 2, 2 and 4 respectively should the unsecure use at Nationwide not be considered appropriate to move to a secure tenure site. The overall Borough total would also reduce in 2016-19 and 2020-2021 to 6 and 20 respectively and over the strategy period as a whole to 26. Figures in the south west sub area could be reduced further should the grass pitches (8) at the Croft Sports Centre be brought back into use. If they were this would reduce the identified demand above by 8 pitches to 4 in total in the sub area to be delivered probably in the 2020-2021 period. Should both the Nationwide pitches and Croft pitches feature and be discounted from additional demand, this would leave a balance of -4, making the Borough total demand 2 in 2016-2019, 16 in 2021-2021 and 18 overall. * displaced demand has been apportioned to this sub area for Haydon Wick CC (+2 grass pitches and + 0.5 artificial). This is not to say that provision may not appropriate in an alternative sub area. ** displaced demand has been apportioned to this sub area for Swindon CC 3rds and 4ths who currently play outside the Borough but would like to play within the Borough (+4 grass pitches and + 0.3 artificial). This is not to say that provision may not appropriate in an alternative sub area. If this demand was to be reapportioned elsewhere, figures would have to be adjusted accordingly (resulting in no net additional demand for grass in these sub areas and adding the demand to other sub areas to which pitches / the team would be located).

Figure C49: Provision in response to all demand (artificial)

	2016-2019	2020-2021	Total 2016-2021
Blunsdon and Highworth	0	2	2
Northern	1*	0	1
North East	1	0	1
Western	0	0	0
South East	0	0	0
South West	1^	1	2^
Ridgeway	0	1	1
Wroughton and Chiseldon	1**	0	1
Borough Total	4	4	8

Notes. Figures may not sum due to rounding. ^ These figures reduce to 0 and 1 respectively should the unsecure use at Nationwide not be considered appropriate to move to a secure tenure site. The overall Borough total would also reduce in 2016-19 to 3 and over the strategy period as a whole to 7. * displaced demand has been apportioned to this sub area for Haydon Wick CC (+2 grass pitches and + 0.5 artificial). This is not to say that provision may not appropriate in an alternative sub area. ** displaced demand has been apportioned to this sub area for Swindon CC 3rds and 4ths who currently play outside the Borough but would like to play within the Borough (+4 grass pitches and + 0.3 artificial). This is not to say that provision may not appropriate in an alternative sub area. If this demand was to be reapportioned elsewhere, figures would have to be adjusted accordingly (resulting in no net additional demand for grass in these sub areas and adding the demand to other sub areas to which pitches / the team would be located).

- 4.93 The figures represent additional pitch equivalents, responding to a demand for additional capacity. However, other measures should be considered before new pitches are seen as the automatic solution to provision. These can include (but not limited to) measures such as: improving the quality at some standard quality pitches where that improved quality can add capacity where additional capacity created can be used on days when matches are not already being played at the ground; re-introduction of currently unused former pitches; or, whether use of unsecure sites needs to migrate to secure pitches (for example, a team may not wish to move or an unsecure community use could be made secure through formal agreement). This capacity “saving” can then be discounted from the total figure identified for additional demand.
- 4.94 It should be noted that the additional pitches do not have to be on new grounds. It might be a more practical solution in many cases for the growth of a club to be accommodated through additional pitches being added to the existing square if there is a suitable time slot to accommodate matches on the appropriate day (which may not always be the case).
- 4.95 The figures provide a “direction of travel” seeking to address immediate issues which are easily quantified and then using projections to estimate what a “top end” scenario could be. They are not a blueprint and will be set within the context of individual actions for pitches and grounds in the strategy and action plan. For example, there could be issues on individual sites or in relation to the use of sites which mean that the notional figure of any spare capacity cannot realistically be used. This is particularly an issue for cricket where the traditional format of the game requires much of a day to complete a match, reducing significantly the availability of any notional spare capacity that can be accommodated by a square with good quality pitches. Alternatively, there may be issues at individual grounds which are masked by the aggregated data above, for example, there may be spare capacity in one part of the sub area which cannot be accessed by another club if it is not feasible to do so. A degree of this understanding has already been applied to notional figures of spare capacity earlier in this report, but further moderation of realistic usable spare capacity will need to be applied during the delivery of actions which are outside the scope of the strategy itself (which cannot uncover all issues in relation to spare capacity which may exist). The combination of provision between grass and artificial pitches will also need to be provided to fit with real demand³.

³ While projections have made assumptions about use, should for example, adult team demand come forward more for midweek than weekend matches, the balance between grass pitch and artificial pitch provision may need to change to reflect the preferred surface for midweek matches.

- 4.96 After the initial phase in the strategy's timeline, the position should be reviewed. In effect, a live action plan for delivery will have to be implemented and monitored. The key to ensuring that supply meets demand realistically is to plan, monitor and manage the balance between supply and demand, throughout the strategy period.

CRICKET ASSESSMENT CONCLUSIONS

Summary

- 4.97 There are 7 cricket grounds with secure community use grass pitches in the Borough, 3 with artificial pitches and 4 with practice nets. There is 1 unsecure community use ground with grass pitches, 5 with artificial pitches and 1 with outdoor practice nets. In total, there are 56 grass pitches and 3 artificial / non-turf on secure community sites and 8 grass and 5 artificial on unsecure sites. There are 3 grounds with no community use, all of which are on school sites.
- 4.98 The main spatial gaps where there are no grass pitches for community use are the Western, Northern, Wroughton and Chiseldon and South East sub areas. The sub-areas where there are no community use artificial pitches are Blunsdon and Highworth, Ridgeway, North East and South East.
- 4.99 In Swindon in the 2016 season there were 26 clubs, with a total of 45 teams of which 29 (64%) are adult club, 10 (22%) are Last Man Stands teams and 6 (13%) are junior teams. There are no ladies' or mixed teams. Most teams are based at clubs in the south west sub area (27) and the south east and Northern sub areas host no teams. 18 of the adult teams play in midweek leagues, with the remainder at weekends. The lack of junior and women's teams has been identified as an opportunity for growth in Swindon. This is a particular gap in the Borough and the ECB / WC is looking to address this through its current strategy. Growing junior play in the Borough will help to ensure succession into adult teams in the Borough in the medium and long term.
- 4.100 The majority of club sites / grounds have secure community use. The notable exceptions are the ground at Nationwide which hosts 5 adult teams and at Ridgeway School and Leisure Centre which hosts 1 adult team. Most grounds are in the ownership of the local authority or parish councils, with management mostly a mix of local authority, club, or a Trust. With the transition in play to transfer local authority pitch assets to parish councils during 2017, the future use of parish council pitches may be uncertain for some pitches. A recommendation of the assessment and strategy should be that security of future supply transferred away from local authority control and management should be sought as part of the transfer process, if it is not already being done. The implications of any changes to security of use will need to be understood and factored into planning for delivery during the strategy period.
- 4.101 Most pitches assessed using the ECB and Sport England approved visual assessment template were either of a standard quality, as was the case with artificial pitches. One ground was good quality (the County Ground) and one was rated poor (The Elms Recreation Ground). The changing facilities at the Moredon Playing Fields were rated as poor. When set alongside pitches' carrying capacity and the amount of play they accommodate during a season, only one pitch, the artificial at Croft was considered as being overplayed (by 66 match equivalents). Of the secure pitches, 3 grass squares were being played at the level appropriate for their quality and number of pitches (Blunsdon Recreation Ground, Sevenhampton Cricket Ground and Hoopersfield) with no overplay or spare capacity and 4 grass (Nalco, The Elms Recreation Ground, Weir Field and the County Ground) and 2 artificial pitches (both at Moredon Playing Fields) were considered to be able to accommodate additional play. Recommendations for individual pitches (and others) will be made in the strategy and action plan.
- 4.102 From data provided by Borough Council officers, there is an 8 pitch square at the Croft Sports Centre, which is marked out but was not in use during 2016. The artificial pitch is still in use and it would be sensible to protect the square at this site for future potential use.
- 4.103 There is currently a supply (carrying capacity) of 300 match equivalents per season on grass squares (260 of which are on secure community use sites) and 240 match equivalents on artificial pitches (of which 120 are on secure use sites).
- 4.104 No quantifiable unmet or latent demand was identified by clubs for grass or artificial pitches. Figures for displaced demand, where clubs have expressed a desire to return to playing within the Borough, suggest that there is demand for up to 6 additional good quality grass pitches in the

Borough (to accommodate displaced demand for Swindon CC and Haydon Wick CC (4 and 2 respectively).

- 4.105 The clubs with aspirations for growth (which can be commonly subject to pitch availability and volunteers to manage and coach teams) were identified as Swindon CC, Motorola CC and the Last Man Stands league.
- 4.106 A number of pitches are used for more than one sport (4 secure and 6 unsecure sites). This can lead to conflict between uses / sports at the start and end of the cricket season (although is not always the case), and football clubs can sometimes take priority over cricket clubs (and vice-versa). Discussions with the WC and Borough Council officers has suggested that the shared use of sites is not often an issue of concern in the Borough with most clubs managing the shared use well. However 2 sites in particular have been suggested as having some issues with winter sports reducing significantly the quality of the outfield, at Hoopersfield and at Nationwide. With regard to the latter, Swindon Old Boys RFC have a desire to move to a permanent home ground used solely for rugby and if this can be achieved, the position with regard to the quality of the outfield could be resolved. However, with the site being unsecure community use, the cricket club may still have a desire to move to a secure site even if use of the ground were to be consolidated for cricket.
- 4.107 Projecting potential demand forward arising from club aspirations to grow and growth in the population, suggests that up to 34 grass pitches (i.e. wickets / strips) could be required to accommodate the number of teams likely to be generated by 2021 and if clubs are to move away from or secure use at unsecure sites. 8 artificial pitches are needed across the Borough to cater for additional demand. However, figures should be treated as a “top end” figure and provision and actual supply of additional pitches will need to be monitored to understand realistic demand on the ground to ensure supply accurately reflects demand. The combination of provision between grass and artificial pitches will also need to be provided to fit with real demand⁴. The aggregate figures for the Borough and for individual sub areas in some cases can mask specific needs at individual sites and the recommendations below seek to ensure that these issues are addressed within the context of the overall strategy approach.
- 4.108 Additional capacity is not likely to be required in full on additional new grounds and some additional capacity required could be accommodated on existing grounds where there is the opportunity to set a new pitch at an existing square, but only where time slots are available to accommodate new teams playing matches on Saturdays and Sundays depending on the age group and format of the game played (and subject to the ability of the club or other body responsible for maintenance to maintain the additional pitch).
- 4.109 The ability to cater for this level of increase may be beyond the volunteer capacity of many clubs and this may constrain “on the ground” emergence of teams. Specific recommendations in terms of actions to accommodate this level of growth in the long term will be made in the strategy and action plan and it is likely that it will not simply require physical provision of the number of pitches indicated. Part of the solution to providing sufficient capacity for growing teams could be to seek to secure current unsecure sites used regularly by teams (if desirable), minimise risk to quality on shared sites and ensure that clubs with aspirations to grow have the playing and training capacity to do so, on second grounds if this is not achievable on their current home ground.
- 4.110 There are a number of sites and proposals in the pipeline which could provide some of the additional provision in the strategy period. While the Moredon proposals (Western sub area) will improve existing provision, it is not yet clear if they will add additional grass capacity for cricket or whether it will just be replacement of current artificial pitches on the site. However, the quality of the current artificial pitches will improve and so additional capacity is likely to result (to a capacity of 1 artificial pitch equivalent if quality doubles carrying capacity). While the site is in the Western area, additional capacity will reduce the overall total required for artificial pitches across the Borough as a whole. An initial proposal being promoted by Stratton Parish Council at

⁴ While projections have made assumptions about use, should for example, adult team demand come forward more for midweek than weekend matches, the balance between grass pitch and artificial pitch provision may need to change to reflect the preferred surface for midweek matches.

Meadowcroft could see the introduction of a natural turf square on the site as well as other quality improvements to existing ancillary facilities. It is unclear how many pitches would be introduced on this site but there is a demand for at least 4 grass pitches and an artificial pitch (or practice nets) from displaced demand (Swindon CC 3rds and 4ths) which could be accommodated here. The possible option for cricket at the Polo Ground for 6 grass pitches and 1 artificial could help to provide additional capacity responding to demand across the Borough, although there are questions around whether this is the right sub area to locate such additional capacity, given where demand appears to be likely to arise in the strategy period (largely in the north of the Borough rather than the south). The proposed 5 grass pitches at Tadpole Farm, however, would help to address some of the demand identified in the northern part of the Borough with the site in the Northern sub-area.

- 4.111 Levels of actual and short-term demand will need to be closely monitored to understand how real demand increases during the lifetime of the strategy, particularly after the initial strategy period. As projections of demand and need are based on assumptions around increasing growth and participation, which may or may not come to fruition, additional provision after the first few years of the strategy period should be responsive to demonstrable levels of demand. This is particularly the case within cricket for the growth in junior teams. The ECB's All Stars Cricket initiative may give rise to a greater number of junior teams during the strategy period than those projected in the assessment.

Demand Summary

- 4.112 The demand summary for the strategy and the "direction of travel" it should take for cricket is as follows. However, it is important to note that figures for supply, demand and standards **should not be read or relied upon in isolation** outside of the context provided by the strategy recommendations.
- ▶ Taking current demand into account and comparing to supply, there are 72 match equivalents of unused capacity on secure use grass pitches (equating to 8 pitches of good quality) and -17 on secure use artificial pitches (meaning that artificial pitch capacity is currently overused by one third of a good quality pitch). On unsecure community use pitches, the balance is 0 on grass pitches and 114 on artificial pitches (the latter being the equivalent of 1.9 pitches).
 - ▶ Demand is projected to increase by 2021. Taking into account existing unused capacity, a desire to move use away from unsecure to secure sites and the demand for additional new capacity, this translates into an equivalent need for additional capacity of 34 good quality grass pitches (i.e. wickets / strips) and 8 good quality artificial pitches, which could be provided through a combination of: improving the quality of standard and poor quality pitches; securing community use on current unsecure sites; new additional pitches at existing grounds where capacity would be practically usable; and / or, new additional grounds in sub-areas / locations where the demand is likely to occur.
 - ▶ Provision of new additional pitches will need to respond to demonstrable demand "on the ground". A "plan, deliver, monitor, manage" approach should therefore be taken to the provision of additional capacity. The combination of provision between grass and artificial pitches will also need to be provided to fit with real demand (for example, to match increased participation in the junior and women's game should it materialise as planned by the ECB / WC).

Strategy Recommendations

- 4.113 The above assessment conclusions suggest that the approach to the PPS strategy in Swindon should be as follows:

BALANCE AND CERTAINTY OF SUPPLY TO ACCOMMODATE DEMAND

- ▶ Consider undertaking additional work to better understand the likely demand to arise beyond the strategy period to 2021, particularly in relation to growth arising from housing development and the impact of current ECB initiatives to increase participation.

PROTECT

- ▶ Protect existing pitches used from loss. This also extends to where a club folds, as additional capacity on a lost ground and previously used for cricket may be required by other clubs and this should be explored in relation to potential demand where this scenario happens. Such sites also need protection for future supply as the anticipate growth in junior age groups moves through into the adult game towards the end of the strategy period.
- ▶ Understand the security of future supply transferred away from local authority control and management to parish councils. Seek to establish security of tenure for grounds / pitches as part of the transfer process, if it is not already being done. The implications of any changes to security of use will need to be understood and factored into planning for delivery during the strategy period.

ENHANCE

- ▶ Gain the secure use of pitches which currently have unsecure use (such as Nationwide and Ridgeway school) through clubs and relevant authorities working with pitch providers / owners to seek a long-term secure use agreement to provide certainty of supply and reduce the need for additional new pitches.
- ▶ Support the relocation of winter sport teams to other home grounds where desired in locations where the sharing of a site is resulting in reduced or poor quality of the outfield (and therefore higher maintenance costs) to ensure a good quality playing surface for cricket and / or where season cross-over issues are not being satisfactorily resolved. Any winter sports teams which move as a result should be provided with an equal or better quality provision to justify a move.
- ▶ Improve the current use of existing pitches where spare capacity notionally exists, where physically and logistically possible.
- ▶ Support projected growth in the women's and junior games by ensuring that the quality of pitches and ancillary facilities meets their needs (i.e. that they are fit for purpose) where junior and women's teams play and train.
- ▶ Support the training needs of clubs by providing in-situ practice nets where necessary to improve the capacity for training which can help retain the quality of pitches on the main square.
- ▶ Support the continual improvement of facilities to a good quality to help attract and retain players. While this applies to facilities of a standard quality, those with a rating of poor should be prioritised and within this context support should be given to the proposed improvements at Moredon Playing Fields. Consider improvements to facilities (and the pitch) at the NALGO site within the context of any proposed actions for football.
- ▶ Support the continual improvement of pitches. While this applies to pitches of a standard quality, the focus should be on improving pitches of poor quality such as The Elms Recreation Ground where there remains a demand for its use. Pitches and grounds which suffer from flooding or standing surface water should have improved drainage measures installed (where viable / subject to funding and a business plan being in place to ensure maintenance costs are catered for in the long-term).
- ▶ Encourage clubs to sign legal leases with pitch / ground owners (long-term if possible / feasible) where a club makes the ground their "home" ground in addition to securing formal community use in order to give additional certainty.
- ▶ For development proposals outside of Swindon's New Communities and as detailed in the Council's adopted CIL Regulation 123 Infrastructure list, CIL monies can be secured towards the upgrade and management of existing strategic outdoor sports and recreation provision and creation of new provision and associated facilities (this includes playing pitches as identified in the PPS).

PROVIDE

- ▶ Consider providing additional capacity on existing grounds where feasible and spare capacity equates to real availability on the days demand requires.
 - ▶ Where the loss of an existing pitch is unavoidable, provide replacement pitches to good quality standard in a location appropriate to demand to mitigate loss.
 - ▶ Ensure that the provision of any new pitches and facilities meet the most up-to-date quality design standards and dimensions supported by the NGB and Sport England.
 - ▶ Ensure that any new facilities and other associated pitch infrastructure are provided to meet the most up-to-date Building Regulations, including, but not restricted to, those relating to accessibility.
 - ▶ Ensure that any new pitches and facilities have a sustainable long-term business and financial management plan in place to ensure long-term viability.
 - ▶ Ensure that any proposed new grounds have certainty of users (clubs / teams) committed to the ground and that commitments to the management and maintenance of the ground are in place prior to delivery.
 - ▶ Ensure that all new pitches and facilities have a secure community use agreement in place for the long-term (preferably in perpetuity) and that the appropriate body is identified to monitor and enforce such agreements.
 - ▶ Provide additional capacity to accommodate teams currently displaced from the Borough and wishing to return to a permanent home ground in Swindon.
-
- ▶ Enable the supply of pitches to accommodate existing and future demand to a total equivalent of 34 good quality grass pitches and 8 artificial pitches across the Borough broadly across the following phases during the strategy period.

Grass pitches	2016-2019	2020-2021	Total 2016-2021
Blunsdon and Highworth	0	11	11
Northern	2*	4	6*
North East	0	0	0
Western	0	0	0
South East	0	0	0
South West	6^	6^	12^
Ridgeway	0	2	2
Wroughton and Chiseldon	2**	1**	**3
Borough Total	10	24	34

Non-turf pitches	2016-2019	2020-2021	Total 2016-2021
Blunsdon and Highworth	0	2	2
Northern	1	0	1
North East	1	0	1
Western	0	0	0
South East	0	0	0
South West	1^^	1	2^^
Ridgeway	0	1	1
Wroughton and Chiseldon	1	0	1
Borough Total	4	4	8

Notes. Figures may not sum due to rounding. ^ These figures reduce to 2, 2 and 4 respectively should the unsecure use at Nationwide not be considered appropriate to move to a secure tenure site. The overall Borough total would also reduce in 2016-19 and 2020-2021 to 6 and 20 respectively and over the strategy period as a whole to 26. Figures in the south west sub area could be reduced further should the grass pitches (8) at the Croft Sports Centre be brought back into use. If they were this would reduce the identified demand above by 8 pitches to 4 in total in the sub area to be delivered probably in the 2020-2021 period. Should both the Nationwide pitches and Croft pitches feature and be discounted from additional demand, this would leave a balance of -4, making the Borough total demand 2 in 2016-2019, 16 in 2021-2021 and 18 overall. * displaced demand has been apportioned to this sub area for Haydon Wick CC (+2 grass pitches and + 0.5 artificial). This is not to say that provision may not appropriate in an alternative sub area. ^^ These figures reduce to 0 and 1 respectively should the unsecure use at Nationwide not be considered appropriate to move to a secure tenure site. The overall Borough total would also reduce in 2016-19 to 3 and over the strategy period as a whole to 7. ** displaced demand has been apportioned to this sub area for Swindon CC 3rds and 4ths who currently play outside the Borough but would like to play within the Borough (+4 grass pitches

and + 0.3 artificial). This is not to say that provision may not appropriate in an alternative sub area. If this demand was to be reapportioned elsewhere, figures would have to be adjusted accordingly (resulting in no net additional demand for grass in these sub areas and adding the demand to other sub areas to which pitches / the team would be located).

This total amount of supply should come from a variety of sources, i.e. the projected demand is unlikely to need to be delivered solely through additional, new, grass pitches. Increased capacity to this amount will come from a combination of:

- a) Increasing capacity of standard rated quality pitches where improvements will achieve real time availability of pitch time;
- b) Securing formal community use agreements for play taking place on unsecure sites;
- c) Determining whether any unsecure sites are actually secure in nature where linked to a private provider and for principal use by an employer based sports or social club (meaning that the number of pitches at the site can be discounted from the total demand identified);
- d) Providing additional capacity on sites where grass pitches are not currently in use but where there have been pitches before (such as at the Croft Sports Centre, for example, where 8 grass pitches could feature in future supply alongside the artificial pitch still in use); and,
- e) Provision of new additional grass pitches on existing grounds where feasible to do so;
- f) Provision of new additional grass pitches at new grounds in appropriate locations such as Meadowcroft, Tadpole Farm, Moredon and / or the Polo Ground (subject to no conflict with proposals for other sports to use these grounds / pitches and confirmation of potential *additional* capacity which could be made available).

Provision of new additional pitches will need to respond to demonstrable demand “on the ground”. This is particularly important in the latter part of the strategy period to ensure that projected demand has actually come forward. A “plan, deliver, monitor, manage” approach should therefore be taken to the provision of additional capacity. The combination of provision between grass and artificial pitches will also need to be provided to fit with real demand⁵.

- ▶ The provision of additional pitches and / or facilities should be closely co-ordinated between NGB, club, Sport England, the local authority, and the land owner (where not one of the aforementioned bodies).
- ▶ Where development proposals outside of Swindon’s New Communities (identified in the Local Plan 2026) generate a need / demand for strategic outdoor sports (including playing pitches), such provision should be provided on-site in accord with the recommendations of the PPS and best practice guidance
- ▶ Where development proposals within Swindon’s New Communities (identified in the Local Plan 2026) generate a need / demand for strategic outdoor sports (including playing pitches), such provision should be provided on-site in accord with the recommendations of the PPS and best practice guidance

Advisory Standards

4.114 Advisory standards are set out below to provide guidance to those planning for future provision of pitches:

- ▶ With regard to provision of new, additional and / or improved facilities and pitches, the following **guidelines** are provided:
 - Quality: Pitches and facilities should conform to the most up-to-date NGB guidance. New grass pitches should be provided to good quality able to accommodate 9 match equivalent sessions per season with an appropriate maintenance regime to maintain this quality. New artificial pitches should be provided to good quality able to accommodate 60 match equivalent sessions per season with an appropriate maintenance regime to maintain this quality.
 - Accessibility: Pitches and facilities should conform to the most up-to-date Building Regulations and NGB guidance; be easily and safely accessible by cycle, foot and public transport; have secure cycle storage / parking; and, have sufficient car parking spaces to accommodate demand for the use of the facility and any associated shared uses and comply with the most up-to-date Highways Authority, Local Planning Authority and Sport England requirements / guidance. Ancillary facilities

⁵ While projections have made assumptions about use, should for example, adult team demand come forward more for midweek than weekend matches, the balance between grass pitch and artificial pitch provision may need to change to reflect the preferred surface for midweek matches.

should be secure. Clubs and teams should be able to access a grass and / or artificial pitch (subject the teams' needs for the appropriate surface) at or close to their home ground to ensure that the quality of the pitches is maintained at least to a "standard" quality and preferably to a "good" quality. However, provision of pitches should not be made in locations where the cost of ensuring quality across the ground, viability in the long-term (of the pitch or club) or security of a facility is in doubt.

- Quantity: The Sport England Playing Pitch Calculator should be used by the local authority to generate baseline figures for pitch requirements relating to new development sites (usually at the pre-application stage of the planning process). Such figures must be used only as a starting point and not used in isolation without reference to area requirements for need and demand set out in the assessment report and strategy.

5. RUGBY UNION

RUGBY UNION

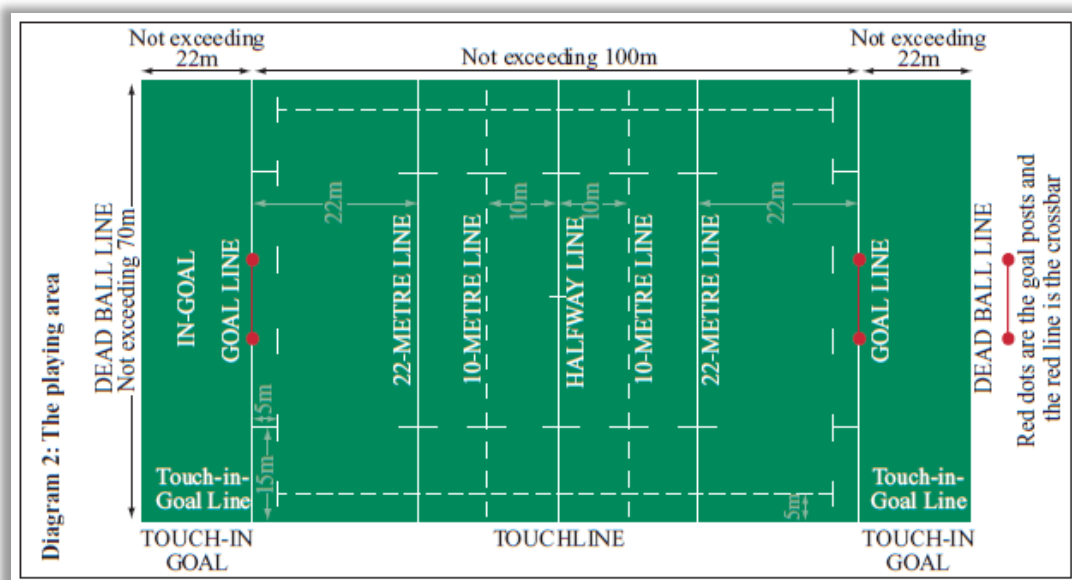
Introduction

- 5.1 This assessment focuses on rugby union, given that it is the code with the most teams in the study area. However, rugby league is also played in the Borough and a separate section has been drafted to cover the issues for the two teams that play rugby league in the Borough.
- 5.2 Rugby union is played on natural turf pitches at adult, youth / junior and mini level with most age groups using the same pitches without need for additional dedicated small pitches (for example, mini rugby can be played across half a senior size pitch). The age structure of play in rugby union is as follows:
- ▶ Senior teams (19 to 45 years);
 - ▶ Youth teams (U13 to 17years);
 - ▶ Colts teams (U18 to U19years); and,
 - ▶ Mini/Midi teams (U7 to 12).
- 5.3 The RFU supports training taking place on artificial grass pitches, as long as the appropriate sprung / shock-pad surface is used (that which meets the World Cup 22 standard¹). This assessment focuses on grass pitches, with AGPs covered elsewhere in this report.
- 5.4 Information compiled in this assessment has been taken from a number of sources including a non-technical (visual) audit of pitch quality, Active Places Power (Sport England) data, consultation with the Rugby Football Union (RFU), club surveys and surveys sent to pitch owners and providers (including the education sector). All four clubs responded to surveys sent. In addition to surveys sent to clubs, 9 Parish Councils of 11 sent returned surveys about their pitches, as did 42 schools of 81 sent. Those interviewed and respondents to the surveys are listed in an appendix to this report.

Defining Pitches

- 5.5 As noted above, this assessment deals with rugby union grass pitches. AGPs are dealt with elsewhere in this report, although it is understood that, currently, two clubs (Supermarine RFC and Swindon Old Boys RFC) have used the Swindome at some point to train. The figure below reproduces pitch dimensions for a full size pitch meeting international standards.

Figure R1: Dimension of rugby pitches



Source: Rugby Football Union, Facilities Guidance Note 2 "Grass Pitches for Rugby", p.4, <http://www.rfu.com/managingrugby/clubdevelopment/facilitiesandequipment/pitches>

¹ IRB 22 relates to the standard required of artificial turf for rugby. See http://www.irb.com/mm/document/lawsregs/regulations/04/21/57/42157_pdf.pdf for the full regulation.

CURRENT SUPPLY

Current Supply, Quantity and Type of Existing Provision

- 5.6 The table below sets out how many pitches there are in the Borough in total, both those which are accessible to the public and those which are not. Those which are accessible for public or community use, which includes those owned by clubs, are also separated into those which have secured use (for example, those in public ownership, a club's ownership or where a formalised community use agreement exists) and those which are unsecured use (for example, those where there is an informal arrangement for teams or the public to use them). This section provides further detail in terms of the composition of these pitches in terms of size and community use, ownership and management. The assessment uses data on pitches which have some community access to determine supply and understand demand. Those pitches which are for private use only (for example where a school retains use of a pitch solely for its pupils / students) are discounted from the assessment of supply and demand.

Figure R2 Pitch types in private and community use (by number)

Pitch size (dedicated marked out, i.e. not temporary markings over-marked)	Number		
	No community use (private)	Community use (secured)	Community use (unsecured)
Senior	3	6	7
Mini/ youth	0	0	1
Totals	3	6	8

- 5.7 The tables below set out where the community use pitches are and whether they have secure community use or unsecure use. Pitch IDs which have the letter "s" stated share the use of all or part of the pitch with another sport such as rugby or cricket for part of the year.

Figure R3: Rugby grass pitches in community use (secured)

PPS Pitch ID	Site Name	Sub Area	Parish	Pitch Type	Community use category	Security of community use
R1011s	SUPERMARINE SPORTS AND SOCIAL CLUB	Blunsdon and Highworth	South Marston CP/Highworth CP	Senior Rugby Union	Available for community use and used	Secured
R1012	SUPERMARINE SPORTS AND SOCIAL CLUB	Blunsdon and Highworth	South Marston CP/Highworth CP	Senior Rugby Union	Available for community use and used	Secured
R1013s	SUPERMARINE SPORTS AND SOCIAL CLUB	Blunsdon and Highworth	South Marston CP/Highworth CP	Senior Rugby Union	Available for community use and used	Secured
R1014s	SUPERMARINE SPORTS AND SOCIAL CLUB	Blunsdon and Highworth	South Marston CP/Highworth CP	Senior Rugby Union	Available for community use and used	Secured
R1015	SWINDON RUGBY FOOTBALL CLUB	North East	Stratton St Margaret CP	Senior Rugby Union	Available for community use and used	Secured
R1016	SWINDON RUGBY FOOTBALL CLUB	North East	Stratton St Margaret CP	Senior Rugby Union	Available for community use and used	Secured

Figure R4: Rugby grass pitches in community use (unsecured)

PPS Pitch ID	Site Name	Sub Area	Parish	Pitch Type	Community use category	Security of community use
R1003s	KINGSDOWN SCHOOL	North East	Stratton St Margaret CP	Senior Rugby Union	Available for community use and used	Unsecured
R1004s	KINGSDOWN SCHOOL	North East	Stratton St Margaret CP	Senior Rugby Union	Available for community use and used	Unsecured
R1002	ISAMBARD COMMUNITY SCHOOL	Northern	St Andrews CP	Midi Rugby Union	Available for community use and used	Unsecured
R1000	DORCAN ACADEMY	South East	Eldene, Liden and Nythe	Senior Rugby Union	Available for community use and used	Unsecured
R1010ss	ST JOSEPHS CATHOLIC COLLEGE	South West	Central Swindon South CP	Senior Rugby Union	Available for community use and used	Unsecured
R1006s	NATIONWIDE FOOTBALL CLUB	South West	South Swindon CP	Senior Rugby Union	Available for community use and used	Unsecured
R1007	NOVA HREOD ACADEMY	Western	Central Swindon North CP	Senior Rugby Union	Available for community use and used	Unsecured
R1009s	RIDGEWAY SCHOOL AND LEISURE CENTRE	Wroughton and Chiseldon	Wroughton CP	Senior Rugby Union	Available for community use and used	Unsecured

5.8 The numbers and locations of pitches with unsecured community use are important to note as there is a risk in their continued use. Without a formal agreement in place to secure the community use, a club or team could find that it does not have a home pitch or ground to play on at short notice.

5.9 Use of dedicated pitches are sometimes supplemented by marking out temporary smaller pitches over them. This is not the same thing as sports sharing a site, for example, where two different sports have pitches marked out during different parts of the year according to their season. From audit data supplied by the Borough Council, only three rugby pitches are over-marked. These are 3 of the pitches at the Supermarine RFC site (R1011s-R1013s) where the pitches are sometimes over-marked with mini pitches.

5.10 In addition to pitches with community access, there are a number of other pitches where there is no community access, listed below.

Figure R5: Sites with no community use / access

PPS Pitch ID	Site Name	Sub Area	Parish	Pitch Type	Community use category
R1017s	THE COMMONWEAL SCHOOL	South West	South Swindon CP	Senior Rugby Union	Not available for community use
R1005s	LYDIARD PARK ACADEMY	Western	West Swindon CP	Senior Rugby Union	Not available for community use
R1008	PGL LIDDINGTON	Ridgeway	Wanborough CP	Senior Rugby Union	Not available for community use

Role of shared use sites

- 5.11 A number of pitches are used for more than one sport. For rugby, shared use is typically with football or the cricket outfield. This can lead to conflict between uses at the start and end of the rugby season where shared with cricket and with football where there is competition of uses during the season (although this is not always the case). The table below sets out the location of shared sites with community use. Discussions with NGBs and Borough Council officers has suggested that the shared use of sites is not necessarily an issue of concern in the Borough where effective management of sites is in place and where there is a shared understanding by both sports clubs using the site. However, it can be pragmatic to dedicate use to one winter sport over another where they compete for use of the same pitch to provide certainty and reduce wear from another sport.

Figure R6: Shared Sites (Community Use)

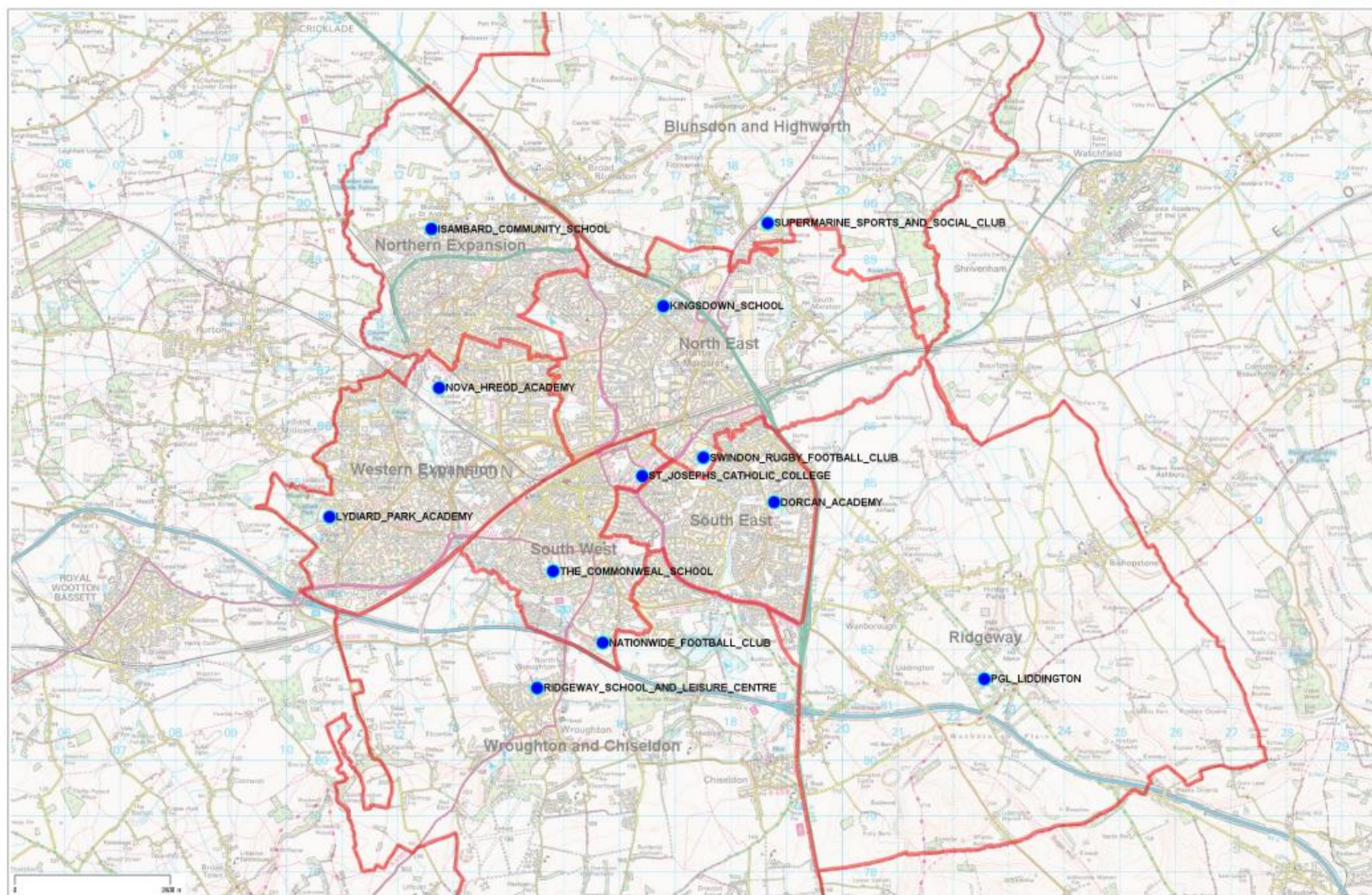
PPS Pitch ID	Site Name	Sub Area	Parish	Pitch Type	Community use category	Security of community use
R1003s	KINGSDOWN SCHOOL	North East	Stratton St Margaret CP	Senior Rugby Union	Available for community use and used	Unsecured
R1004s	KINGSDOWN SCHOOL	North East	Stratton St Margaret CP	Senior Rugby Union	Available for community use and used	Unsecured
R1006s	NATIONWIDE FOOTBALL CLUB	South West	South Swindon CP	Senior Rugby Union	Available for community use and used	Unsecured
R1009s	RIDGEWAY SCHOOL AND LEISURE CENTRE	Wroughton and Chiseldon	Wroughton CP	Senior Rugby Union	Available for community use and used	Unsecured
R1011s	SUPERMARINE SPORTS AND SOCIAL CLUB	Blunsdon and Highworth	South Marston CP/Highworth CP	Senior Rugby Union	Available for community use and used	Secured
R1013s	SUPERMARINE SPORTS AND SOCIAL CLUB	Blunsdon and Highworth	South Marston CP/Highworth CP	Senior Rugby Union	Available for community use and used	Secured
R1014s	SUPERMARINE SPORTS AND SOCIAL CLUB	Blunsdon and Highworth	South Marston CP/Highworth CP	Senior Rugby Union	Available for community use and used	Secured

Location of Pitches

- 5.12 The locations of the Borough's pitches, both with and without community access, are shown in the figures below.

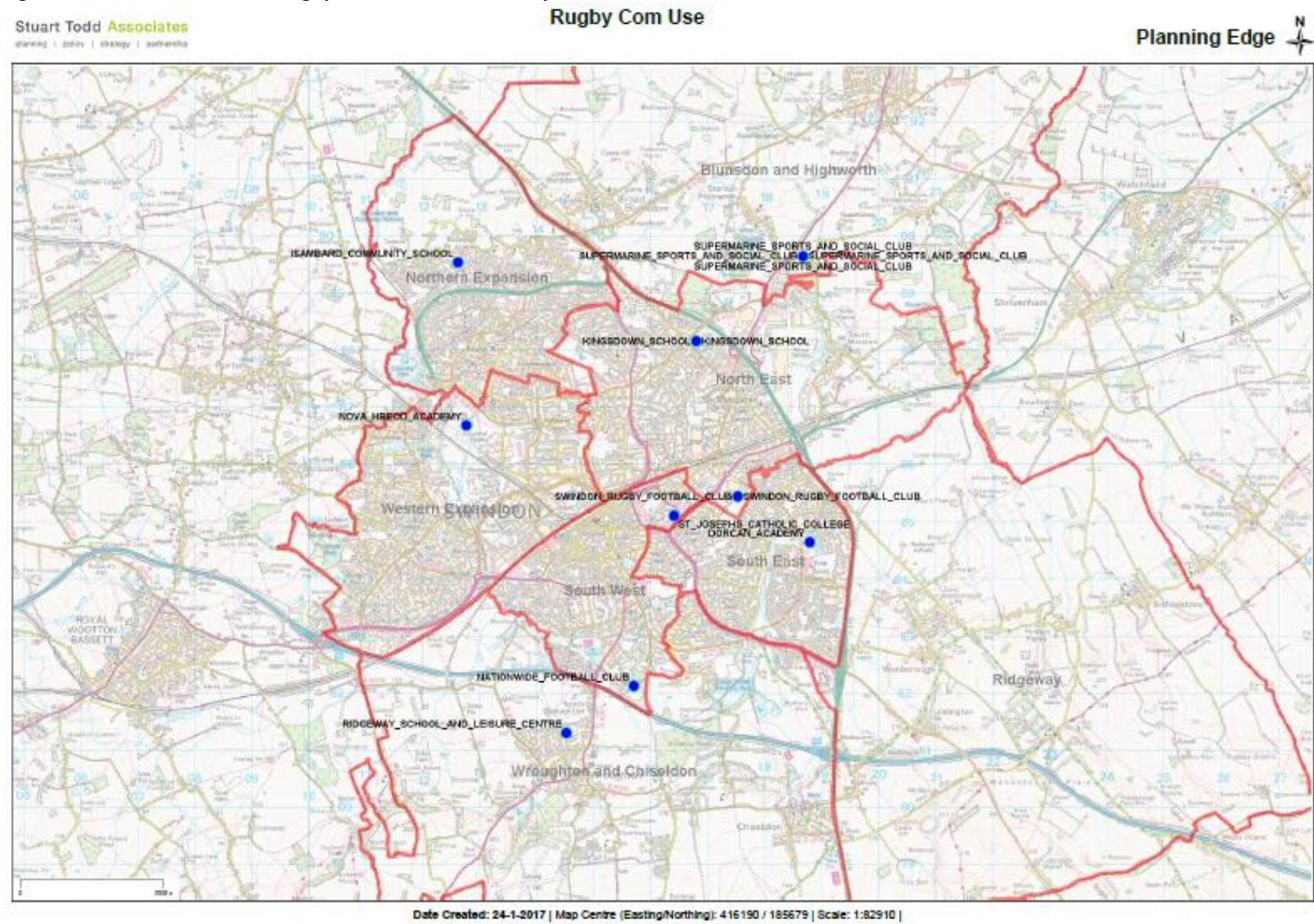
Figure R7: Location of All Grass Rugby Pitches: Swindon

Location of All Rugby Pitches



Date Created: 20-2-2017 | Map Centre (Easting/Northing): 417406 / 185496 | Scale: 1:90248 |

Figure R8: Location of All Grass Rugby Pitches with Community Use



Ownership and management type

- 5.13 Of the pitches with have secure use for the community, most are in the control of rugby clubs. Most unsecure sites are under the control of schools. The ownership of and management responsibility for secured and unsecured community use pitches are set out below.

Figure R9: Ownership and Management of Rugby Pitches (community use pitches)

PPS Pitch ID	Site Name	Sub Area	Parish	Ownership Type	Management by	Community use category	Security of community use
R1011s	SUPERMARINE SPORTS AND SOCIAL CLUB	Blunsdon and Highworth	South Marston CP/Highworth CP	Sports Club	Sport Club	Available for community use and used	Secured
R1012	SUPERMARINE SPORTS AND SOCIAL CLUB	Blunsdon and Highworth	South Marston CP/Highworth CP	Sports Club	Sport Club	Available for community use and used	Secured
R1013s	SUPERMARINE SPORTS AND SOCIAL CLUB	Blunsdon and Highworth	South Marston CP/Highworth CP	Sports Club	Sport Club	Available for community use and used	Secured
R1014s	SUPERMARINE SPORTS AND SOCIAL CLUB	Blunsdon and Highworth	South Marston CP/Highworth CP	Sports Club	Sport Club	Available for community use and used	Secured
R1003s	KINGSDOWN SCHOOL	North East	Stratton St Margaret CP	Academies	School/College /University (in house)	Available for community use and used	Unsecured
R1004s	KINGSDOWN SCHOOL	North East	Stratton St Margaret CP	Academies	School/College /University (in house)	Available for community use and used	Unsecured
R1015	SWINDON RUGBY FOOTBALL CLUB	North East	Stratton St Margaret CP	Sports Club	Sport Club	Available for community use and used	Secured
R1016	SWINDON RUGBY FOOTBALL CLUB	North East	Stratton St Margaret CP	Sports Club	Sport Club	Available for community use and used	Secured
R1002	ISAMBARD COMMUNITY SCHOOL	Northern	St Andrews CP	Community school	Private Contractor (PPP/PFI)	Available for community use and used	Unsecured
R1000	DORCAN ACADEMY	South East	Eldene, Liden and Nythe	Academies	School/College /University (in house)	Available for community use and used	Unsecured
R1010ss	ST JOSEPHS CATHOLIC COLLEGE	South West	Central Swindon South CP	Academies	School/College /University (in house)	Available for community use and used	Unsecured
R1006s	NATIONWIDE FOOTBALL CLUB	South West	South Swindon CP	Industry (for employees)	Industry Sports Club	Available for community use and used	Unsecured
R1007	NOVA HREOD ACADEMY	Western	Central Swindon North CP	Academies	Private Contractor (PPP/PFI)	Available for community use and used	Unsecured
R1009s	RIDGEWAY SCHOOL AND LEISURE CENTRE	Wroughton and Chiseldon	Wroughton CP	Academies	Other	Available for community use and used	Unsecured

Sites No Longer in Use as Formal Rugby Pitches

- 5.14 It is important to note the pitches or sites which have recently either stopped from being used as pitches for formal use or are temporarily not marked out, but which remain as grassed areas. This temporary “mothballing” or more permanent loss of sites can represent playing pitch capacity being taken out of the total supply available and sites can sometimes be brought back into use to help to provide a solution to any existing deficits in provision or future provision needs identified from this assessment.
- 5.15 From data provided by Borough Council officers, there was a senior rugby pitch at Highworth Warneford School (Blunsdon and Highworth sub area). The pitch, although available for community use in the past (unsecured), was not marked out at the time of the pitch audit. However, this may mean that the pitch is marked out at other times of the season (for example, some rugby pitches on school sites are only marked out for half of the season / the autumn term).

Quality of Existing Provisions (pitches)

- 5.16 A key part of the assessment has been a thorough audit of pitches undertaken by officers from Swindon Borough Council and the Swindon Sports Forum. The audit, the results of which has been checked, challenged and verified by the RFU, is based on an on-site evaluation of the quality, quantity and accessibility of facilities, from which an overall score has been derived to indicate whether a pitch and its ancillary facilities (such as changing rooms) are in a good, standard or poor condition. The check and challenge process, together with comments made by clubs in surveys and interviews have helped to augment (and ‘ground’) the audit scores in reality, presenting a cross-season rating as the site audit itself can only provide a snapshot in time of quality. The audit form used for the audits is approved by the RFU and is included as part of the PPS guidance.
- 5.17 Quality ratings for rugby union pitches are set out in terms of drainage and maintenance. The tables below set out what each of the scores mean and the likely actions for pitches with these scores to improve quality (where relevant).

Figure R10: Quality Scores given to rugby pitches

Drainage Scoring	Maintenance Scoring
Natural (inadequate) SCORE D0	Good (M2)
Natural (adequate) SCORE D1	Adequate (M1)
Pipe drained SCORE D2	Poor (M0)
Pipe and slit drained SCORE D3	
Unknown SCORE D0	

Figure R11: Suggested actions to improve pitches

Maintenance	Drainage
M0 = action is significant improvements to maintenance programme	D0 - action is pipe drainage system needed on pitch
M1 = action is minor improvements to maintenance programme	D1 - action is pipe and slit drainage needed on pitch
M2 = action is no improvement to maintenance programme	D2 - action is slit drainage needed on pitch
	D3 - no action needed on pitch drainage

- 5.18 The figure below identifies the scores from the audit of pitches identified during the exercise. Comments on quality and accessibility issues for specific pitches, where raised by clubs and the RFU, are set out later in this report and in the appended pitch overviews.

- 5.19 While all pitches where access could be gained were assessed in terms of the pitch and ancillary facilities' quality, for the assessment, our focus is on those pitches where there is community access, whether secured or unsecured. Quality ratings for pitches without any community access are available in the data spreadsheet provided by Swindon Borough Council and the full set of quality scores is appended to this assessment for information. The quality scores of the pitches with no community access could become important if any of these pitches were to be opened up for community use in the future.

Figure R12: Audit scores for community access pitches

PPS Pitch ID	Site Name	Sub Area	Parish	Pitch Type	Agreed Pitch Quality Rating	Drainage / Maintenance score e.g. D1/M1	Quality of ancillary facilities
R1011s	SUPERMARINE SPORTS AND SOCIAL CLUB	Blunsdon and Highworth	South Marston CP/Highworth CP	Senior Rugby Union	Good	D3/M1	Good
R1012	SUPERMARINE SPORTS AND SOCIAL CLUB	Blunsdon and Highworth	South Marston CP/Highworth CP	Senior Rugby Union	Standard	D3/M1	Good
R1013s	SUPERMARINE SPORTS AND SOCIAL CLUB	Blunsdon and Highworth	South Marston CP/Highworth CP	Senior Rugby Union	Good	D3/M1	Good
R1014s	SUPERMARINE SPORTS AND SOCIAL CLUB	Blunsdon and Highworth	South Marston CP/Highworth CP	Senior Rugby Union	Good	D3/M1	Good
R1015	SWINDON RUGBY FOOTBALL CLUB	North East	Stratton St Margaret CP	Senior Rugby Union	Poor	D2/M0	Poor
R1016	SWINDON RUGBY FOOTBALL CLUB	North East	Stratton St Margaret CP	Senior Rugby Union	Poor	D2/M0	Poor
R1003s	KINGSDOWN SCHOOL	North East	Stratton St Margaret CP	Senior Rugby Union	Standard	D2/M0	Standard
R1004s	KINGSDOWN SCHOOL	North East	Stratton St Margaret CP	Senior Rugby Union	Standard	D2/M0	Standard
R1002	ISAMBARD COMMUNITY SCHOOL	Northern	St Andrews CP	Midi Rugby Union	Poor	D3/M0	Standard
R1000	DORCAN ACADEMY	South East	Eldene, Liden and Nythe	Senior Rugby Union	Standard	D2/M0	Standard
R1010ss	ST JOSEPHS CATHOLIC COLLEGE	South West	Central Swindon South CP	Senior Rugby Union	Good	D1/M0	Standard
R1006s	NATIONWIDE FOOTBALL CLUB	South West	South Swindon CP	Senior Rugby Union	Standard	D3/M1	Good
R1007	NOVA HREOD ACADEMY	Western	Central Swindon North CP	Senior Rugby Union	Standard	D2/M0	
R1009s	RIDGEWAY SCHOOL AND LEISURE CENTRE	Wroughton and Chiseldon	Wroughton CP	Senior Rugby Union	Standard	D3/M0	Standard

Supplementary Quality Data (match cancellations)

- 5.20 Data on the number of cancellations on a pitch during a season is useful in supplementing and grounding quality and carrying capacity scores. The following pitches have a record of the number of cancellations made during the season.

Figure R13

PPS Pitch ID	Site Name	Sub Area	Parish	Community use category	Security of community use	No. of cancelled matches where home pitch
R1011s	SUPERMARINE SPORTS AND SOCIAL CLUB	Blunsdon and Highworth	South Marston CP/Highworth CP	Available for community use and used	Secured	20 for whole site, not just this pitch - poor weather, poor ground conditions due to poor weather, and damage by other use of pitch
R1012	SUPERMARINE SPORTS AND SOCIAL CLUB	Blunsdon and Highworth	South Marston CP/Highworth CP	Available for community use and used	Secured	20 for whole site, not just this pitch - poor weather, poor ground conditions due to poor weather, and damage by other use of pitch
R1013s	SUPERMARINE SPORTS AND SOCIAL CLUB	Blunsdon and Highworth	South Marston CP/Highworth CP	Available for community use and used	Secured	20 for whole site, not just this pitch - poor weather, poor ground conditions due to poor weather, and damage by other use of pitch
R1014s	SUPERMARINE SPORTS AND SOCIAL CLUB	Blunsdon and Highworth	South Marston CP/Highworth CP	Available for community use and used	Secured	20 for whole site, not just this pitch - poor weather, poor ground conditions due to poor weather, and damage by other use of pitch
R1015	SWINDON RUGBY FOOTBALL CLUB	North East	Stratton St Margaret CP	Available for community use and used	Secured	10 for site, not just this pitch - poor ground conditions due to bad weather
R1016	SWINDON RUGBY FOOTBALL CLUB	North East	Stratton St Margaret CP	Available for community use and used	Secured	10 for site, not just this pitch - poor ground conditions due to bad weather
R1009s	RIDGEWAY SCHOOL AND LEISURE CENTRE	Wroughton and Chiseldon	Wroughton CP	Available for community use and used	Unsecured	3 - poor weather and associated poor ground conditions

Accessibility of Existing Provision (cost, physical access, constraints on use)

- 5.21 The accessibility of pitches is an important factor in understanding the real balance between supply and demand. Issues such as cost, physical accessibility and ease of booking use can all affect the availability and need for improvements or additional provision of pitches. There were no notable accessibility issues which prevent access to existing marked out pitches.
- 5.22 Any pitch specific accessibility issues identified during the assessment are included in the pitch overviews appended.

Carrying Capacity for Pitch Quality

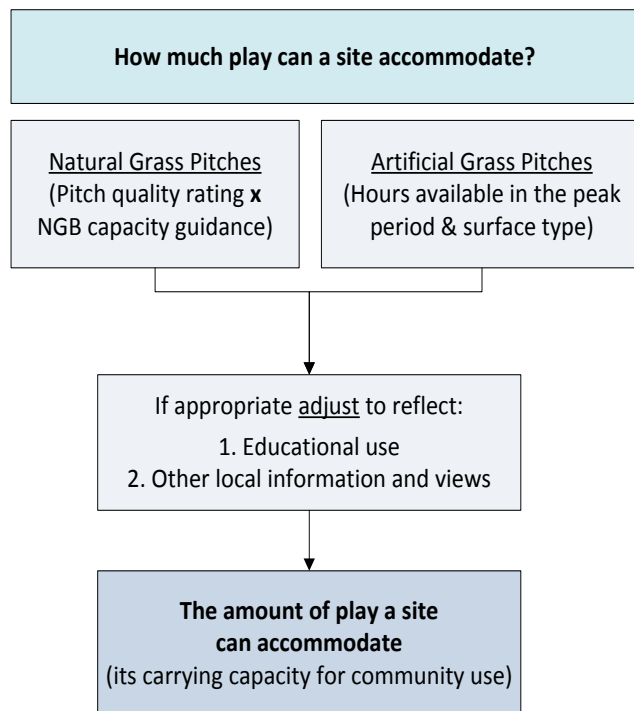
- 5.23 Knowing the quality of a pitch allows us to make an assumption of how many matches each size and type of pitch should be able to accommodate without leading to deterioration of the pitch's quality. This is called its "carrying capacity". The figures are provided as "match equivalent sessions". Any use of a pitch, when demand is considered (in the next section) is converted to this unit of measurement for ease of comparison. The assumption of match equivalent sessions for quality ratings is based on guidelines provided by sports governing bodies. For rugby, the following assumptions are made.

Figure R14: Pitch Carrying Capacity (based on RFU Capacity Guidance)

		Carrying capacity (RFU) (match sessions per week)
Senior Rugby Union	D0/M0	0.5
	D0/M1	1.5
	D0/M2	2
	D1/M0	1.5
	D1/M2	3
	D1/M1	2
	D2/M0	1.75
	D2/M1	2.5
	D2/M2	3.25
	D3/M0	2
	D3/M1	3
	D3/M2	3.5
		Carrying capacity if it is assumed a mini / midi pitch can accommodated x4 of the number of match equivalents as senior pitches due to half of the time a pitch is in use and the half the amount of wear relative to the age groups using it. (match sessions per week)
Mini / midi dedicated (small / junior play) pitches	D0/M0	2
	D0/M1	6
	D0/M2	8
	D1/M0	6
	D1/M2	12
	D1/M1	8
	D2/M0	7
	D2/M1	10
	D2/M2	13
	D3/M0	8
	D3/M1	12
	D3/M2	14

- 5.24 The PPS guidance methodology (see figure below) for calculating carrying capacity can then be applied to the pitch quality ratings.

Figure R15: Method for calculating carrying capacity of pitches



Source: Playing Pitch Strategy guidance, Sport England, 2013

5.25 Applying these figures to the quality scores, the pitches have the following carrying capacities.

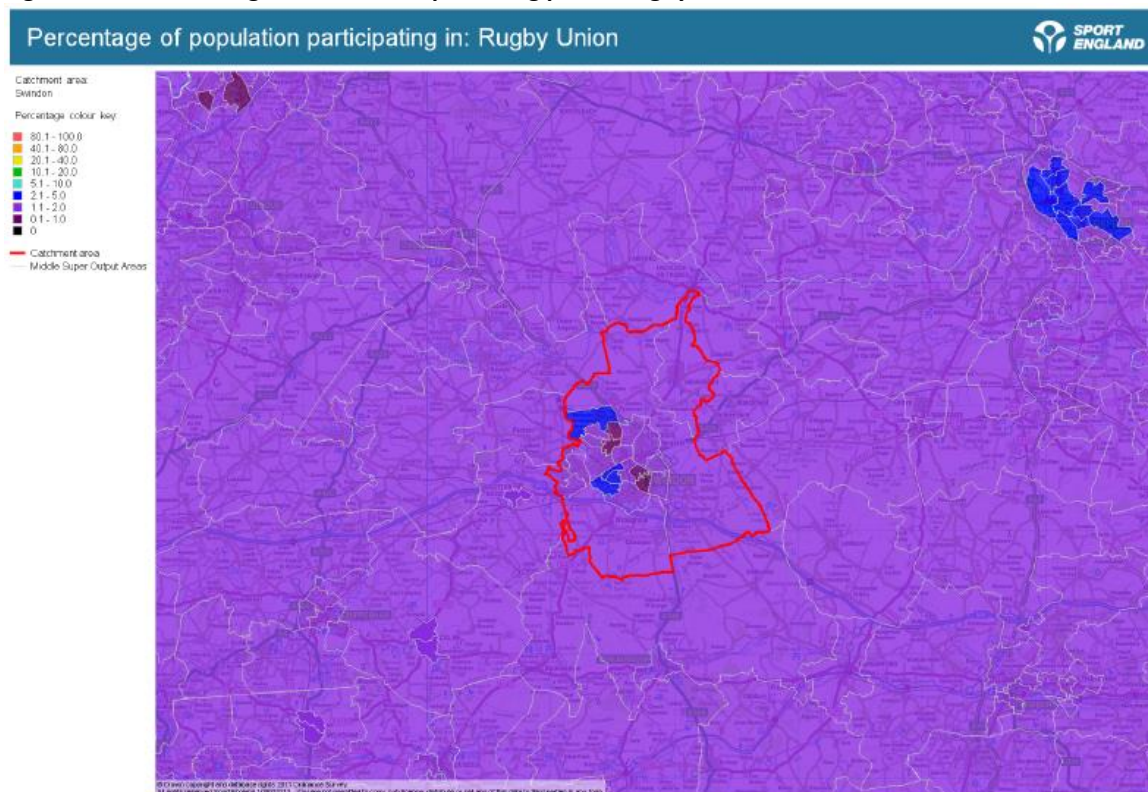
Figure R16: Rugby Pitch Carrying Capacities

PPS Pitch ID	Site Name	Sub Area	Parish	Pitch Type	Agreed Pitch Quality Rating	Agreed Current Carrying Capacity for Community Use
R1011s	SUPERMARINE SPORTS AND SOCIAL CLUB	Blunsdon and Highworth	South Marston CP/Highworth CP	Senior Rugby Union	Good	3
R1012	SUPERMARINE SPORTS AND SOCIAL CLUB	Blunsdon and Highworth	South Marston CP/Highworth CP	Senior Rugby Union	Standard	3
R1013s	SUPERMARINE SPORTS AND SOCIAL CLUB	Blunsdon and Highworth	South Marston CP/Highworth CP	Senior Rugby Union	Good	3
R1014s	SUPERMARINE SPORTS AND SOCIAL CLUB	Blunsdon and Highworth	South Marston CP/Highworth CP	Senior Rugby Union	Good	3
R1015	SWINDON RUGBY FOOTBALL CLUB	North East	Stratton St Margaret CP	Senior Rugby Union	Poor	1.75
R1016	SWINDON RUGBY FOOTBALL CLUB	North East	Stratton St Margaret CP	Senior Rugby Union	Poor	1.75
R1003s	KINGSDOWN SCHOOL	North East	Stratton St Margaret CP	Senior Rugby Union	Standard	1.75
R1004s	KINGSDOWN SCHOOL	North East	Stratton St Margaret CP	Senior Rugby Union	Standard	1.75
R1002	ISAMBARD COMMUNITY SCHOOL	Northern	St Andrews CP	Midi Rugby Union	Poor	4
R1000	DORCAN ACADEMY	South East	Eldene, Liden and Nythe	Senior Rugby Union	Standard	1.75
R1010ss	ST JOSEPHS CATHOLIC COLLEGE	South West	Central Swindon South CP	Senior Rugby Union	Good	1
R1006s	NATIONWIDE FOOTBALL CLUB	South West	South Swindon CP	Senior Rugby Union	Standard	3
R1007	NOVA HREOD ACADEMY	Western	Central Swindon North CP	Senior Rugby Union	Standard	1
R1009s	RIDGEWAY SCHOOL AND LEISURE CENTRE	Wroughton and Chiseldon	Wroughton CP	Senior Rugby Union	Standard	2

CURRENT DEMAND

- 5.26 Participation rates are a broad indicator of demand. Sport England's market segmentation tool (<http://segments.sportengland.org/>) presents data designed to help understand the life stages and attitudes of different population groups –and the sporting interventions most likely to engage them. This is helpful in matching suitable solutions to increase participation in both formal and informal sports to residents with different types of sporting and leisure characteristics.
- 5.27 The market segmentation data builds on the results of Sport England's Active People survey; the Department of Culture, Media and Sport's 'Taking Part' survey; and the Mosaic tool from Experian. However, the data is limited to adults and does not differentiate between those playing on grass pitches or AGPs. It is also becoming out of date and the Active People Survey upon which the tool draws for data is due to be replaced by Sport England's "Active Lives". For these reasons, the tool's outputs and data are only used to provide a general "direction of travel".
- 5.28 The tool can be used to identify the number of people currently playing rugby, as well as providing a picture of the number of people who do not currently play but would like to. The figure below shows that participation rates are up to 2% of the resident population across the Borough.

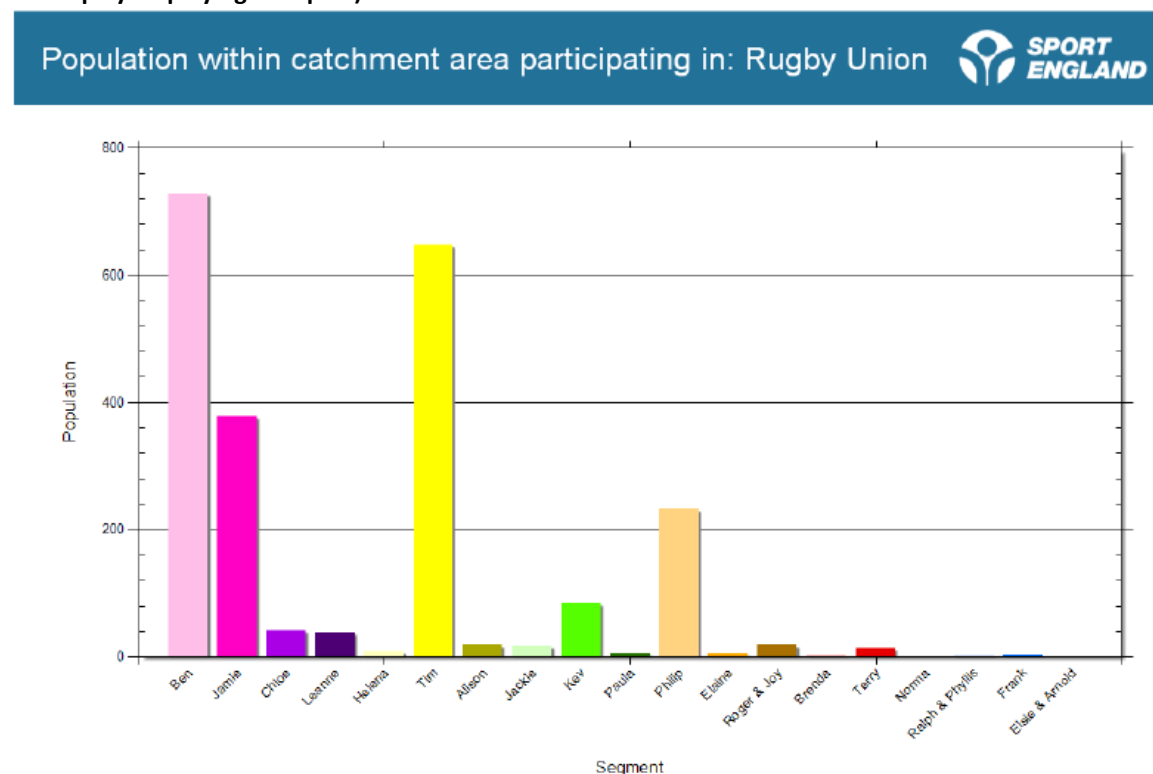
Figure R17: Market Segmentation: People taking part in rugby union in Swindon



Source: Sport England Market Segmentation Tool, 2016

- 5.29 The tool also presents a picture of the types of individuals which play sport (and therefore the most dominant social groups) in the area, and puts people's sporting behaviour in the context of "complex lives". Further detail on person type segments within which data is presented is appended. The segments of population types which play rugby the most are shown in the figure below.

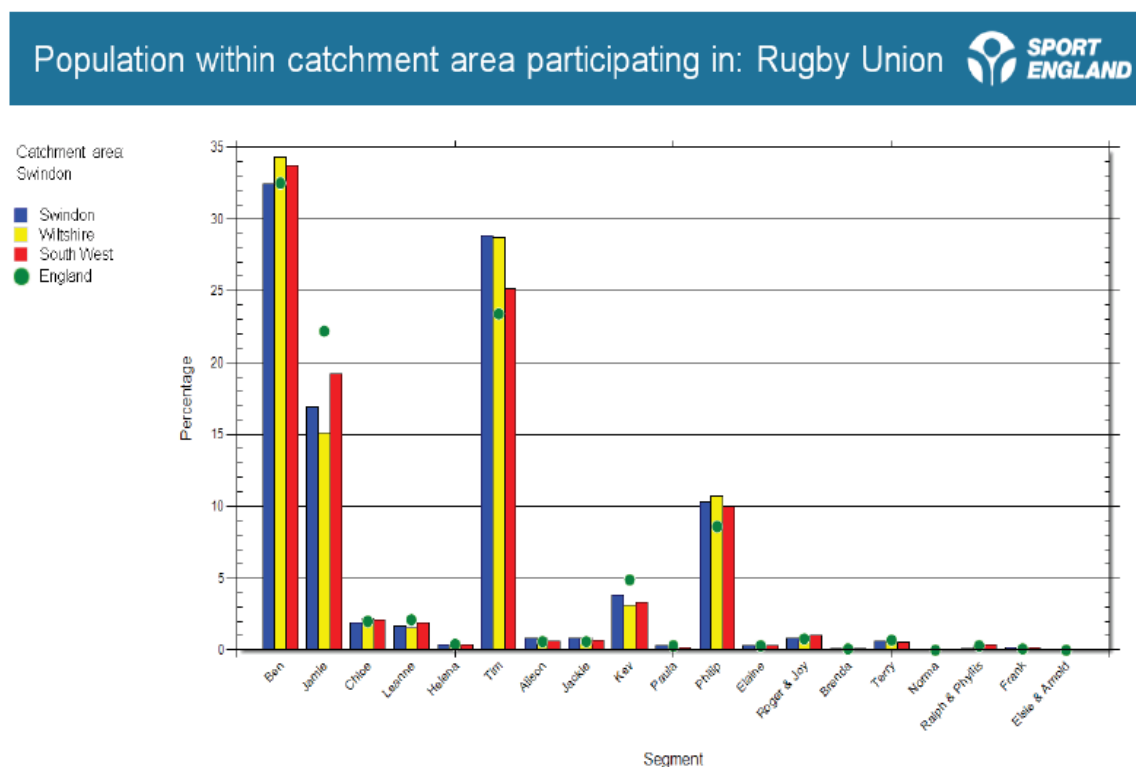
Figure R18: Segments of population who play rugby union the most (number and % of resident rugby union players playing the sport)



Source: Sport England Market Segmentation Tool, 2016

- 5.30 The data suggests that the most dominant segments playing football are:
- ▶ Ben - Competitive Male Urbanites: Male, recent graduates, with a 'work-hard, play-hard' attitude
 - ▶ Tim - Settling Down Males: Sporty male professionals, buying a house and settling down with partner
 - ▶ Jamie - Sports Team Lads: Young blokes enjoying football, pints and pool
 - ▶ Philip - Comfortable Mid-Life Males: Mid-life professional, sporty males with older children and more time for themselves
- 5.31 This is comparable with the county and region as the figure below shows, although there is a noticeable gap between "Jamies" playing nationally and locally.

Figure R19: Comparing rugby participation in Swindon with other areas



Source: Sport England Market Segmentation Tool, 2016

Number of Clubs and Teams and Home Pitch(es)

5.32 Membership of clubs is a good indicator of demand from the resident population to play rugby. In Swindon in the 2015/16 season there were 3 affiliated clubs with a total of 29 teams of which 10 (35%) are adult teams and 12 (41%) are mini-midi teams (U7 – U12). The figure below sets out the number of teams in each sub area by type.

Figure R20: Number of teams in each sub area by team type

Rugby	Blunsdon and Highworth	North East	Ridgeway	South West	South East	Northern	Western	Wroughton and Chiseldon	Totals
Adult Men	4	3	0	1	0	0	0	1	9
Adult Ladies	1	0	0	0	0	0	0	0	1
U7	2	2	0	0	0	0	0	0	4
U8	1	1	0	0	0	0	0	0	2
U9	1	1	0	0	0	0	0	0	2
U10	1	0	0	0	0	0	0	0	1
U11	1	0	0	0	0	0	0	0	1
U12	1	1	0	0	0	0	0	0	2
U13	2	0	0	0	0	0	0	0	2
U14	1	0	0	0	0	0	0	0	1

Rugby	Blunsdon and Highworth	North East	Ridgeway	South West	South East	Northern	Western	Wroughton and Chiseldon	Totals
U15	1	0	0	0	0	0	0	0	1
U16	0	1	0	0	0	0	0	0	1
U18	0	0	0	0	0	0	0	0	0
Colts	1	1	0	0	0	0	0	0	2
Vets	0	0	0	0	0	0	0	0	0
Totals	17	10	0	1	0	0	0	1	29

5.33 The figure below lists the clubs, teams and their home ground.

Figure R21: Rugby clubs, teams and 'home' pitch(es) by sub area

PPS Pitch ID	Site Name	Sub Area	Club Name	Team Type (e.g. adult women, U10, etc.)	1st or 2nd / A or B team etc.	When the team plays its competitive matches (predominantly)	League the team plays in
R1011s	SUPERMARINE SPORTS AND SOCIAL CLUB	Blunsdon and Highworth	Supermarine RFC	Adult Ladies		Sunday afternoon	Womens Championship South West
R1011s	SUPERMARINE SPORTS AND SOCIAL CLUB	Blunsdon and Highworth	Supermarine RFC	Adult Men	1st	Saturday afternoon	Dorset and Wilts North
R1011s	SUPERMARINE SPORTS AND SOCIAL CLUB	Blunsdon and Highworth	Supermarine RFC	Adult Men	2nd	Saturday afternoon	Dorset and Wilts North
R1011s	SUPERMARINE SPORTS AND SOCIAL CLUB	Blunsdon and Highworth	Supermarine RFC	Colts		Sunday afternoon	
R1014s	SUPERMARINE SPORTS AND SOCIAL CLUB	Blunsdon and Highworth	Supermarine RFC	U10		Sunday Morning	Friendlies
R1014s	SUPERMARINE SPORTS AND SOCIAL CLUB	Blunsdon and Highworth	Supermarine RFC	U11		Sunday Morning	Friendlies
R1013s	SUPERMARINE SPORTS AND SOCIAL CLUB	Blunsdon and Highworth	Supermarine RFC	U12		Sunday Morning	Friendlies
R1013s	SUPERMARINE SPORTS AND SOCIAL CLUB	Blunsdon and Highworth	Supermarine RFC	U13	Girls	Sunday Morning	Friendlies
R1011s	SUPERMARINE SPORTS AND SOCIAL CLUB	Blunsdon and Highworth	Supermarine RFC	U13		Sunday Morning	Friendlies
R1011s	SUPERMARINE SPORTS AND SOCIAL CLUB	Blunsdon and Highworth	Supermarine RFC	U14		Sunday Morning	Friendlies
R1014s	SUPERMARINE SPORTS AND SOCIAL CLUB	Blunsdon and Highworth	Supermarine RFC	U15	Girls	Sunday Morning	Friendlies
R1013s	SUPERMARINE SPORTS AND SOCIAL CLUB	Blunsdon and Highworth	Supermarine RFC	U7	(U6 team)	Sunday Morning	Friendlies
R1013s	SUPERMARINE SPORTS AND SOCIAL CLUB	Blunsdon and Highworth	Supermarine RFC	U7		Sunday Morning	Friendlies

PPS Pitch ID	Site Name	Sub Area	Club Name	Team Type (e.g. adult women, U10, etc.)	1st or 2nd / A or B team etc.	When the team plays its competitive matches (predominantly)	League the team plays in
R1013s	SUPERMARINE SPORTS AND SOCIAL CLUB	Blunsdon and Highworth	Supermarine RFC	U8		Sunday Morning	Friendlies
R1014s	SUPERMARINE SPORTS AND SOCIAL CLUB	Blunsdon and Highworth	Supermarine RFC	U9		Sunday Morning	Friendlies
R1015	SWINDON RUGBY FOOTBALL CLUB	North East	Swindon RFC	Adult Men	1st	Saturday afternoon	South West 1 East
R1016	SWINDON RUGBY FOOTBALL CLUB	North East	Swindon RFC	Adult Men	2nd	Saturday afternoon	Dorset and Wilts North
R1015	SWINDON RUGBY FOOTBALL CLUB	North East	Swindon RFC	Adult Men	3rd	Saturday afternoon	Dorset and Wilts North
R1016	SWINDON RUGBY FOOTBALL CLUB	North East	Swindon RFC	U12		Sunday am	Friendlies/training only
R1015	SWINDON RUGBY FOOTBALL CLUB	North East	Swindon RFC	U16		Sunday am/pm	
R1015	SWINDON RUGBY FOOTBALL CLUB	North East	Swindon RFC	Colts		Sunday am/pm	
Parish playing field adjacent to club	SWINDON RUGBY FOOTBALL CLUB	North East	Swindon RFC	U7	(U5 team)	Sunday am	Friendlies/training only
Parish playing field adjacent to club	SWINDON RUGBY FOOTBALL CLUB	North East	Swindon RFC	U7		Sunday am	Friendlies/training only
Parish playing field adjacent	SWINDON RUGBY FOOTBALL CLUB	North East	Swindon RFC	U8		Sunday am	Friendlies/training only

PPS Pitch ID	Site Name	Sub Area	Club Name	Team Type (e.g. adult women, U10, etc.)	1st or 2nd / A or B team etc.	When the team plays its competitive matches (predominantly)	League the team plays in
to club							
Parish playing field adjacent to club	SWINDON RUGBY FOOTBALL CLUB	North East	Swindon RFC	U9		Sunday am	Friendlies/training only
R1006s	NATIONWIDE FOOTBALL CLUB	South West	Swindon College Old Boys	Adult Men	1st	Saturday	Southern Counties North
R1009s	RIDGEWAY SCHOOL AND LEISURE CENTRE	Wroughton and Chiseldon	Swindon College Old Boys	Adult Men	2nd	Sunday	Dorset and Wilts North
R1014s	SUPERMARINE SPORTS AND SOCIAL CLUB	Blunsdon and Highworth	Swindon St George (Rugby League)	Adult Men	1st	Saturday (am or pm) April to August	West of England League
R1014s	SUPERMARINE SPORTS AND SOCIAL CLUB	Blunsdon and Highworth	Swindon St George (Rugby League)	Adult Men	2nd		Friendlies only

When Teams Play Matches (Temporal Demand)

- 5.34 Temporal demand for games indicates when the majority of matches are played. For rugby, as the figure above shows, most adult matches are played on a Saturday afternoon and most youth and mini / midi matches are played on a Sunday morning.

Where Teams Train

- 5.35 It is important to understand where teams usually train (and when) to be able to understand the amount of use on grass pitches in addition to matches and in turn how that affects their quality overall. Rugby teams typically and traditionally train on grass, often using the same pitches which are used for matches, unless a club has additional pitches or training areas. Clubs tend to prefer to play matches and train on their main club site rather than using second ground or training pitches elsewhere. Training can therefore be limited at the home ground with matches being played over a weekend and with teams only being able to train on grass if the club's pitches have floodlighting. However, this approach to training can place additional pressure on the quality of pitches used for matches and larger clubs often seek to protect their main pitch for use by their first team, increasing pressure on the quality of other pitches. When the quality of a match pitch could be put at risk due to the condition of the ground, teams will sometimes train in areas outside of the pitch area.
- 5.36 The table below sets out where teams train most of the time. Further details of the use of grass pitches for training is set out in the data spreadsheet supplied by the Borough Council. Figures are based on data from the 2015/16 season.

Figure R22: Where teams usually train

PPS Pitch ID	Site Name	Sub Area	Club Name	Team Type (e.g. adult women, U10s, etc.)	1st or 2nd / A or B team etc.	When the training takes place (if the only or first training session for that team)	When the training takes place (if a second training session for that team)
R1013s	SUPERMARINE SPORTS AND SOCIAL CLUB	Blunsdon and Highworth	Supermarine RFC	U12s		Sunday morning	
R1013s	SUPERMARINE SPORTS AND SOCIAL CLUB	Blunsdon and Highworth	Supermarine RFC	U6s		Sunday morning	
R1013s	SUPERMARINE SPORTS AND SOCIAL CLUB	Blunsdon and Highworth	Supermarine RFC	U8s		Sunday morning	
R1013s	SUPERMARINE SPORTS AND SOCIAL CLUB	Blunsdon and Highworth	Supermarine RFC	U7s		Sunday morning	
R1014s	SUPERMARINE SPORTS AND SOCIAL CLUB	Blunsdon and Highworth	Supermarine RFC	U9s		Sunday morning	
R1014s	SUPERMARINE SPORTS AND SOCIAL CLUB	Blunsdon and Highworth	Supermarine RFC	U11s		Sunday morning	
R1014s	SUPERMARINE SPORTS AND SOCIAL CLUB	Blunsdon and Highworth	Supermarine RFC	U10s		Sunday morning	
R1012	SUPERMARINE SPORTS AND SOCIAL CLUB	Blunsdon and Highworth	Supermarine RFC	Adult Men's	1st	Tuesday evening 2hrs	Thursday evening 2hrs
R1012	SUPERMARINE SPORTS AND SOCIAL CLUB	Blunsdon and Highworth	Supermarine RFC	Adult Men's	2nd	Tuesday evening 2hrs	Thursday evening 2hrs
R1012	SUPERMARINE SPORTS AND SOCIAL CLUB	Blunsdon and Highworth	Supermarine RFC	Male Colts		Tuesday evening 2hrs	Thursday evening 2hrs
R1012	SUPERMARINE SPORTS AND SOCIAL CLUB	Blunsdon and Highworth	Supermarine RFC	U13s		Sunday morning - if no friendly training will still take place	Tuesday evening
R1012	SUPERMARINE SPORTS AND SOCIAL CLUB	Blunsdon and Highworth	Supermarine RFC	U15 Girls		Wednesday evening	
R1012	SUPERMARINE SPORTS AND SOCIAL CLUB	Blunsdon and Highworth	Supermarine RFC	Adult Ladies		Wednesday evening	
R1012	SUPERMARINE SPORTS AND SOCIAL CLUB	Blunsdon and Highworth	Supermarine RFC	U14s		Sunday morning - if no friendly training will still	Wednesday evening

PPS Pitch ID	Site Name	Sub Area	Club Name	Team Type (e.g. adult women, U10s, etc.)	1st or 2nd / A or B team etc.	When the training takes place (if the only or first training session for that team)	When the training takes place (if a second training session for that team)
						take place	
R1012	SUPERMARINE SPORTS AND SOCIAL CLUB	Blunsdon and Highworth	Supermarine RFC	U13 Girls		Wednesday evening	
R1014s	SUPERMARINE SPORTS AND SOCIAL CLUB	Blunsdon and Highworth	Swindon St George (<u>Rugby League</u>)	Adult Male	1st	Wednesday 18:30 (Apr - Aug)	
R1014s	SUPERMARINE SPORTS AND SOCIAL CLUB	Blunsdon and Highworth	Swindon St George (<u>Rugby League</u>)	Adult Male	2nd	Wednesday 18:30 (Apr – Aug)	
R1013s	SUPERMARINE SPORTS AND SOCIAL CLUB	Blunsdon and Highworth	Swindon Storm (<u>American Football</u>)	Adult Male			
R1013s	SUPERMARINE SPORTS AND SOCIAL CLUB	Blunsdon and Highworth	Swindon Storm (<u>American Football</u>)	U17s			
R1015	SWINDON RUGBY FOOTBALL CLUB	North East	Swindon RFC	Adult Men's	1st	Tuesday evening 1hr 30	Thursday evening 1hr 31
R1015	SWINDON RUGBY FOOTBALL CLUB	North East	Swindon RFC	Adult Men's	3rd	Tues evening 1hr 30	
R1015	SWINDON RUGBY FOOTBALL CLUB	North East	Swindon RFC	U16s		weekday evening 1hr 30	
R1015	SWINDON RUGBY FOOTBALL CLUB	North East	Swindon RFC	U17 Colts		Tues/Thurs evening 1hr 30	Sunday morning 2 hours
Parish playing field adjacent to club	SWINDON RUGBY FOOTBALL CLUB	North East	Swindon RFC	U7 (U5 team)		Sunday am	
Parish playing field adjacent to club	SWINDON RUGBY FOOTBALL CLUB	North East	Swindon RFC	U7		Sunday am	
Parish playing field adjacent to club	SWINDON RUGBY FOOTBALL CLUB	North East	Swindon RFC	U8		Sunday am	
Parish playing field adjacent to club	SWINDON RUGBY FOOTBALL CLUB	North East	Swindon RFC	U9		Sunday am	
R1016	SWINDON RUGBY FOOTBALL	North East	Swindon RFC	Adult Men's	2nd	Weds evening 1hr	

PPS Pitch ID	Site Name	Sub Area	Club Name	Team Type (e.g. adult women, U10s, etc.)	1st or 2nd / A or B team etc.	When the training takes place (if the only or first training session for that team)	When the training takes place (if a second training session for that team)
	CLUB					30	
R1016	SWINDON RUGBY FOOTBALL CLUB	North East	Swindon RFC	U12s			
R1016	SWINDON RUGBY FOOTBALL CLUB	North East	Swindon RFC	Adult Men's	3rd	Tues evening 1hr 30	
R1016	SWINDON RUGBY FOOTBALL CLUB	North East	Swindon RFC	Adult Men's	1st	Tuesday evening 1hr 31	Thursday evening 1hr 32
R1002	ISAMBARD COMMUNITY SCHOOL	Northern	Swindon College Old Boys	Adult Men's	2nd	weekday evening	
R1002	ISAMBARD COMMUNITY SCHOOL	Northern	Swindon College Old Boys	Adult Men's	1st	weekday evening	

Current Actualised Demand / Amount of Play on a Pitch

- 5.37 To develop an understanding of the amount of play on a pitch during a season, the process outlined below is followed:
- ▶ Assume that calculations are based on a typical week's play during the season;
 - ▶ Establish where teams play their home matches;
 - ▶ Establish the number of home matches that are played during a season setting out figures for the number of match equivalent sessions per week on a senior sized pitch. One home match played every other week will equal half a match played per week where the team is playing on a pitch of the size required for play. Where smaller pitches are over-marked (or used) on a larger pitch the figures are pro-rata proportionately in line with PPS guidance. For example, if a mini/midi team plays on half a senior pitch every week for half the time of a senior match then it may be appropriate to record the use as a quarter (0.25) of a senior match equivalent session a week against the senior pitches on a site;
 - ▶ Establish whether any training takes place on the pitch. This will typically equate to half of the amount of play than that assumed for a match although if training takes place every week, the figure is doubled; then,
 - ▶ Add the scores together to give the pitch use on a basis of match equivalent sessions per week.

Amount of play on Swindon Pitches

- 5.38 Applying this approach to the pitches with community use and used by clubs in Swindon, adding in additional pitch play for pitches marked over a larger pitch, any known informal play and educational use, the following figures are concluded for each community access pitch in the Borough. All pitches are senior size.

Figure R23

PPS Pitch ID	Site Name	Sub Area	Parish	Pitch Type	Security of use	Current Community Use		
						Matches (match equivalents)	Training (match equivalents)	TOTAL
R1011s	SUPERMARINE SPORTS AND SOCIAL CLUB	Blunsdon and Highworth	South Marston CP/Highworth CP	Senior Rugby Union	Secured	3.25^	0	3.25
R1012	SUPERMARINE SPORTS AND SOCIAL CLUB	Blunsdon and Highworth	South Marston CP/Highworth CP	Senior Rugby Union	Secured	0.25^	5.5	5.75
R1013s	SUPERMARINE SPORTS AND SOCIAL CLUB	Blunsdon and Highworth	South Marston CP/Highworth CP	Senior Rugby Union	Secured	2.75^	0.5	3.25*
R1014s	SUPERMARINE SPORTS AND SOCIAL CLUB	Blunsdon and Highworth	South Marston CP/Highworth CP	Senior Rugby Union	Secured	2.5^	1	3.5**
R1015	SWINDON RUGBY FOOTBALL CLUB	North East	Stratton St Margaret CP	Senior Rugby Union	Secured	2	1	3
R1016	SWINDON RUGBY FOOTBALL CLUB	North East	Stratton St Margaret CP	Senior Rugby Union	Secured	0.75	2	2.75
R1003s	KINGSDOWN SCHOOL	North East	Stratton St Margaret CP	Senior Rugby Union	Unsecure	0	0.5^	0.5
R1004s	KINGSDOWN SCHOOL	North East	Stratton St Margaret CP	Senior Rugby Union	Unsecure	0	0.5^	0.5
R1002	ISAMBARD COMMUNITY SCHOOL	Northern	St Andrews CP	Midi Rugby Union	Unsecure	0	1	1
R1000	DORCAN ACADEMY	South East	Eldene, Liden and Nythe	Senior Rugby Union	Unsecure	0	0.5^	0.5
R1010ss	ST JOSEPHS CATHOLIC COLLEGE	South West	Central Swindon South CP	Senior Rugby Union	Unsecure	0	0.5^	0.5
R1006s	NATIONWIDE FOOTBALL CLUB	South West	South Swindon CP	Senior Rugby Union	Unsecure	0.5	0	0.5
R1007	NOVA HREOD ACADEMY	Western	Central Swindon North CP	Senior Rugby Union	Unsecure	0	0.5^	0.5
R1009s	RIDGEWAY SCHOOL AND LEISURE CENTRE	Wroughton and Chiseldon	Wroughton CP	Senior Rugby Union	Unsecure	0	0.5	0.5

Notes: Mini / midi matches / training accounted for in matches column and teams will either play a match or train on a weekend. ^ estimate based on SBC data identifying community use and the pitch is being used but with no quantifiable records of club use. * 1.5 of which is for American Football. ** 2 of which is for Rugby League between April and August. While this is outside of the Rugby Union season, this is still worth including in the demand figures as the pitch does not get rested outside of the Rugby Union season as a consequence. ^ figure includes 0.25 for rugby pitch up and play once a month.

Comparing Supply with Demand to Understand Balance of Provision (under-play and under-use versus over-play and over-use)

- 5.39 Comparing the carrying capacity figures established to actual play on a pitch provides a balance between how much play is actually taking place on the pitch and how much it should be accommodating. The calculations below provide a figurative estimate for each pitch used by clubs as to whether it is operating at over, under or at the appropriate level for the number of match equivalents played.
- 5.40 As club rugby is played principally on non-school sites, the focus for analysis falls on club grounds. However, it is worth noting the position for schools. There may be opportunities to explore clubs' use of some school pitches although their use for training might be limited by the lack of floodlighting for evening sessions and inability to access pitches and changing facilities on school sites. They could lend themselves, therefore, more suitable for use by mini and midi teams than for senior matches. However, as noted above, it could be difficult to secure use of such sites for regular play and there would therefore be a risk associated with club use of school sites.
- 5.41 The following table sets out the figurative supply / demand balance.

Figure R24

PPS Pitch ID	Site Name	Sub Area	Parish	Pitch Type	Security of use	Carrying capacity	Current Community Use	Balance
R1011s	SUPERMARINE SPORTS AND SOCIAL CLUB	Blunsdon and Highworth	South Marston CP/Highworth CP	Senior Rugby Union	Secured	3	3.25	-0.25
R1012	SUPERMARINE SPORTS AND SOCIAL CLUB	Blunsdon and Highworth	South Marston CP/Highworth CP	Senior Rugby Union	Secured	3	5.75	-2.75
R1013s	SUPERMARINE SPORTS AND SOCIAL CLUB	Blunsdon and Highworth	South Marston CP/Highworth CP	Senior Rugby Union	Secured	3	3.25	-0.25
R1014s	SUPERMARINE SPORTS AND SOCIAL CLUB	Blunsdon and Highworth	South Marston CP/Highworth CP	Senior Rugby Union	Secured	3	3.5	-0.5
R1015	SWINDON RUGBY FOOTBALL CLUB	North East	Stratton St Margaret CP	Senior Rugby Union	Secured	1.75	3	-1.25
R1016	SWINDON RUGBY FOOTBALL CLUB	North East	Stratton St Margaret CP	Senior Rugby Union	Secured	1.75	2.75	-1
R1003s	KINGSDOWN SCHOOL	North East	Stratton St Margaret CP	Senior Rugby Union	Unsecure	1.75	0.5	1.25
R1004s	KINGSDOWN SCHOOL	North East	Stratton St Margaret CP	Senior Rugby Union	Unsecure	1.75	0.5	1.25
R1002	ISAMBARD COMMUNITY SCHOOL	Northern	St Andrews CP	Midi Rugby Union	Unsecure	4	1	3
R1000	DORCAN ACADEMY	South East	Eldene, Liden and Nythe	Senior Rugby Union	Unsecure	1.75	0.5	1.25
R1010ss	ST JOSEPHS CATHOLIC COLLEGE	South West	Central Swindon South CP	Senior Rugby Union	Unsecure	1	0.5	0.5
R1006s	NATIONWIDE FOOTBALL CLUB	South West	South Swindon CP	Senior Rugby Union	Unsecure	3	0.5	2.5
R1007	NOVA HREOD ACADEMY	Western	Central Swindon North CP	Senior Rugby Union	Unsecure	1	0.5	0.5
R1009s	RIDGEWAY SCHOOL AND LEISURE CENTRE	Wroughton and Chiseldon	Wroughton CP	Senior Rugby Union	Unsecure	2	0.5	1.5

- 5.42 The following table takes the figurative or notional capacity identified above, augments the figures and grounds them in reality with qualifying notes based on survey responses, pitch visits and audits, and discussion with NGBs, Borough Council and with clubs. It also sets them alongside the security of use to help determine the degree of risk associated with continued use of the site.
- 5.43 Red highlighted cells indicate over-play, orange indicates pitches being used at the appropriate level for their quality and green shaded cells indicate pitches with some capacity for additional use.

Figure R25: Supply / demand balance on secure sites

PPS Pitch ID	Site Name	Sub Area	Parish	Pitch Type	Security of community use	Capacity balance	Key issues	Realistic supply / demand balance
R1014s	SUPERMARINE SPORTS AND SOCIAL CLUB	Blunsdon and Highworth	South Marston CP/Highworth CP	Senior Rugby Union	Secured	-0.5	Training pitch - Rotated with Pitches 3 and 4. The club say they need to develop surfaces capable of dealing with the very high traffic levels that they are seeing as more youth age groups and ladies sides come through. They would like an all-purpose training surface or more floodlighting on pitches to allow increased usage. There were 20 cancellations across the four pitches on the club site during the season and so carrying capacity is adjusted* slightly to reflect this on a pro rata basis across the site.	-1
R1013s	SUPERMARINE SPORTS AND SOCIAL CLUB	Blunsdon and Highworth	South Marston CP/Highworth CP	Senior Rugby Union	Secured	-0.25	Training pitch - Rotated with Pitches 2 and 3. The club say they need to develop surfaces capable of dealing with the very high traffic levels that they are seeing as more youth age groups and ladies sides come through. They would like an all-purpose training surface or more floodlighting on pitches to allow increased usage. There were 20 cancellations across the four pitches on the club site during the season and so carrying capacity is adjusted* slightly to reflect this on a pro rata basis across the site. The adjusted capacity could be further reduced as it is understood that there is also football play on the pitch on occasion. However, there are no figures to quantify this.	-0.7
R1011s	SUPERMARINE SPORTS AND SOCIAL CLUB	Blunsdon and Highworth	South Marston CP/Highworth CP	Senior Rugby Union	Secured	-0.25	The club say they need to develop surfaces capable of dealing with the very high traffic levels that they are seeing as more youth age groups and ladies sides come through. They would like an all-purpose training surface or more floodlighting on pitches to allow increased usage. There were 20 cancellations across the four pitches on the club site during the season and so carrying capacity is adjusted* slightly to reflect this on a pro rata basis across the site. The adjusted capacity could be further reduced as it is understood that there is also football play on the pitch on occasion. However, there are no figures to quantify this.	-0.7
R1012	SUPERMARINE SPORTS AND SOCIAL CLUB	Blunsdon and Highworth	South Marston CP/Highworth CP	Senior Rugby Union	Secured	-2.75	Training pitch - Rotated with Pitches 2 and 4. The club say they need to develop surfaces capable of dealing with the very high traffic levels that they are seeing as more youth age groups and ladies sides come through. They would like an all-purpose training surface or more	-3.25

PPS Pitch ID	Site Name	Sub Area	Parish	Pitch Type	Security of community use	Capacity balance	Key issues	Realistic supply / demand balance
							floodlighting on pitches to allow increased usage. There were 20 cancellations across the four pitches on the club site during the season and so carrying capacity is adjusted* slightly to reflect this on a pro rata basis across the site.	
R1015	SWINDON RUGBY FOOTBALL CLUB	North East	Stratton St Margaret CP	Senior Rugby Union	Secured	-1.25	Rust on goalposts, and some surface water issues. Dog walkers and litter are also a problem. Drain line sinkage. Changing rooms have previously suffered vandalism from visiting players. Rugby Club clubhouse and changing facilities are outdated and are in need of repair. There are 2 home and 2 away changing rooms, 1 referee room and currently 1 Home, 1 Away and 1 referee room under development. Poor ancillary facilities in need of refurbishment. Drainage issues. Site also has 2 other large grass areas. One is used by the juniors for training. No line marking or posts. The other is a plot of land recently drained for a 3rd pitch but is not yet signed off for use. There were 10 cancellations across the two pitches on the club site during the season and so carrying capacity is adjusted* slightly to reflect this on a pro rata basis across the site.	-1.7
R1016	SWINDON RUGBY FOOTBALL CLUB	North East	Stratton St Margaret CP	Senior Rugby Union	Secured	-1.0	Rust on goalposts, and some surface water issues. Dog walkers and litter are also a problem. Drain line sinkage. Changing rooms have previously suffered vandalism from visiting players. Rugby Club clubhouse and changing facilities are outdated and in need of repair. There are 2 home and 2 away changing rooms, 1 referee room and currently 1 Home, 1 Away and 1 referee room under development. Poor ancillary facilities in need of refurbishment. Drainage issues. Site also has 2 other large grass areas. One is used by the juniors for training. No line marking or posts. The other is a plot of land recently drained for a 3rd pitch but is not yet signed off for use. There were 10 cancellations across the two pitches on the club site during the season and so carrying capacity is adjusted* slightly to reflect this on a pro rata basis across the site.	-1.4

Notes. * on the basis of 1 cancellation equating to loss of 1 day of match play (approximately 2 match equivalents) and where the number of match equivalents then being divided by 28 weeks of competitive play during a season, giving a per week match equivalent figure which is then discounted from the original capacity balance figure.

Figure R26: Supply / demand balance on unsecure sites

PPS Pitch ID	Site Name	Sub Area	Parish	Pitch Type	Security of community use	Capacity balance	Key issues	Realistic supply / demand balance
R1003s	KINGSDOWN SCHOOL	North East	Stratton St Margaret CP	Senior Rugby Union	Unsecured	1.2	One set of 2 changing rooms for all pitches onsite. Academy sites liable to becoming at risk in terms of availability to teams. School may be able to accommodate more play although carrying capacity figure not adjusted - however no survey response from main club user as to their opinion of the quality. Also this pitch is sometimes marked over by football.	1.2
R1004s	KINGSDOWN SCHOOL	North East	Stratton St Margaret CP	Senior Rugby Union	Unsecured	1.2	One set of 2 changing rooms for all pitches onsite. Academy sites liable to becoming at risk in terms of availability to teams. School may be able to accommodate more play although carrying capacity figure not adjusted - however no survey response from main club user as to their opinion of the quality. Also this pitch is sometimes marked over by football.	1.2
R1002	ISAMBARD COMMUNITY SCHOOL	Northern	St Andrews CP	Midi Rugby Union	Unsecured	3	Uneven pitch surface and drainage issues. Concerns about the poor quality of pitches at this site and maintenance issues. PFI sites liable to becoming at risk in terms of availability to teams. Carrying capacity reduced from 8 to 4 due to use of pitches by school and teams results in poor condition of pitch	3
R1000	DORCAN ACADEMY	South East	Eldene, Liden and Nythe	Senior Rugby Union	Unsecured	1.25	Poor drainage in places, Uneven surface. Academy sites liable to becoming at risk in terms of availability to teams.	1.25
R1010ss	ST JOSEPHS CATHOLIC COLLEGE	South West	Central Swindon South CP	Senior Rugby Union	Unsecured	0.5	School changing rooms. Carrying capacity figure reduced to account for use by school and shared use with football. Pitch used for both football and rugby, currently marked out as football only.	0.5
R1006s	NATIONWIDE FOOTBALL CLUB	South West	South Swindon CP	Senior Rugby Union	Unsecured	2.5	Good quality pitches, however availability only for Nationwide employees use or team with minimum of 20% employees from Nationwide. However, the pitch gets very waterlogged in the winter months (comments from RFU) and so this is likely to reduce the spare carrying capacity. Capacity reduced based on an assumption of reduction in capacity due to flooding.	1.5
R1007	NOVA HREOD	Western	Central	Senior	Unsecured	0.5	School changing rooms - unable to access during the visit.	0.5

PPS Pitch ID	Site Name	Sub Area	Parish	Pitch Type	Security of community use	Capacity balance	Key issues	Realistic supply / demand balance
	ACADEMY		Swindon North CP	Rugby Union			Academy sites liable to becoming at risk in terms of availability to teams. Carrying capacity reduced to agreed figure to account for use by school.	
R1009s	RIDGEWAY SCHOOL AND LEISURE CENTRE	Wroughton and Chiseldon	Wroughton CP	Senior Rugby Union	Unsecured	1.5	Carrying capacity figure reduced to account for use by school. The school could make better community use of the bottom three pitches at the site if there were some 'offsite' changing facilities, however again there are insufficient funds at present.	1.5

- 5.44 These figures provide part of the story of the degree to which a pitch can accommodate additional capacity or not, as the box illustrates.

Using Over and Under Play Figures

The pitch over and under play figures generated by the Assessment should not be used in isolation. The figures alone need to be treated with caution for a number of reasons:

- ▶ They cannot represent local qualitative or 'on the ground' issues, and should therefore be read in conjunction with other information gathered;
- ▶ They could mask issues generated by peak time demand;
- ▶ Slight overplay may be manageable for quality of the pitch and / or the standard of rugby being played (and therefore of the quality expected);
- ▶ Overplay on a pitch may be resolvable through improved maintenance or drainage to improve the quality of the pitch and therefore the capacity to accommodate matches. Reducing the amount of play on a pitch and moving play to an alternative pitch is also likely to improve quality;
- ▶ Identifying figures which indicate overplay and a deficit of pitch capacity does not necessarily mean that new pitches need to be provided. Alternative existing sites with pitches not currently in community use could be brought into use or under-used pitches better utilised to absorb demand or artificial grass pitches could play a role in better managing overplay or a deficit in grass pitch provision; and,
- ▶ While clubs which are identified as having capacity issues may need the use of an additional pitch, they may not have the ambition to increase the size of the club in this way, i.e. they may be content with the status quo.

- 5.45 The above summaries for pitches and groups of pitches for each sub area only provide the picture of the realistic balance between supply and demand in relation to existing use. Other types of demand need to be taken into account to understand fully the pressures on pitches and to start to consider how best to deal with current deficiencies or spare capacity in provision.
- 5.46 The table below summarises the supply / demand balance from the above figures, for full size (senior) pitch equivalents. The latter figures are helpful when considering how much future demand can be accommodated by existing capacity.
- 5.47 The table shows that, figuratively, there is no capacity on secure pitches to accommodate additional play / use in any of the sub areas with clubs and pitches and all sub areas experience over-use.

Figure R27: Supply / existing demand balance summary (on pitches used by clubs)

Area	Match equivalents		Pitch equivalents *	
	Secure	Unsecure	Secure	Unsecure
Blunsdon and Highworth	-5.7	-	-2	-
Northern	-	3	-	1
North East	-3.1	2.4	-1	1
Western	-	0.5	-	0
South East	-	1.25	-	0.5
South West	-	2	-	1
Ridgeway	-	-	-	-
Wroughton & Chiseldon	-	1.5	-	0.5
Borough	-8.8	10.7	-3	4

Notes. Figures may not sum due to rounding. Positive score = capacity / underplay, negative score = no capacity / overplay. * based on a pitch with a quality rating of D3/M1 (pipe and slit drained) and with an adequate maintenance regime. A D3/M1 pitch should be able to accommodate 3 matches per week without its quality being compromised.

Unmet demand

5.48 The Playing Pitch Strategy guidance defines ‘unmet demand’ as follows:

“Current **unmet demand** could be in the form of a team that has currently got access to a pitch for its matches but nowhere to train or vice versa. It could also be from an educational establishment that is currently using an indoor facility because of the lack of access to outdoor pitch provision. Along with a lack of pitches of a particular type being available to the community unmet demand may be due to the poor quality and therefore limited capacity of pitches in the area and/or a lack of provision and ancillary facilities which meet a certain standard of play/league requirement. League secretaries may be aware of some unmet demand as they may have refused applications from teams wishing to enter their competitions due to a lack of pitch provision which in turn is hindering the growth of the league. As it is known to exist any unmet demand recorded should be easily quantifiable e.g. a training session for one team on a weekday evening.”
(Paragraph B36, Playing Pitch Strategy Guidance, 2013, Sport England)

5.49 The table below sets out unmet demand recorded through consultation.

Figure R28: Unmet demand recorded through consultation

Club	Sub-area	Comments / notes	Team type / age group (number of teams)					No. of match equivalents required for <u>training</u> (senior full size equivalent) - based on 1 training session a week for all youth, colt and adult teams and either training or a match every week for mini and midi teams					No. of match equivalents required for <u>matches</u> (senior full size equivalent) - based on one home match every other week for youth, colt and adult teams and either a match or training every week for mini and midi teams					Total match equivalents required (senior full size equivalent) to accommodate increase in demand				
			Mini	Midi	Youth	Colts	Senior	Mini	Midi	Youth	Colts	Senior	Mini	Midi	Youth	Colts	Senior	Mini	Midi	Youth	Colts	Senior
			U7-U10	U11-U12	U13-U17	U18-U19		U7-U10	U11-U12	U13-U17	U18-U19		U7-U10	U11-U12	U13-U17	U18-U19		Mini	Midi	Youth	Colts	Senior
Supermarine RFC	Blunsdon and Highworth	Existing unmet demand for pitches for training for the younger age groups	5	2				0.625	0.25	0	0	0	0.625	0.25	0	0	0	1.25	0.5	0	0	0

- 5.50 Supermarine RFC has identified unmet demand for training for 5 mini and 2 midi teams. Close to 1 full size match equivalent of capacity would address this issue for additional training capacity.
- 5.51 In addition to this, the RFU have advised us that Swindon RFC have unmet demand. Mini rugby training / friendlies have to take place on a playing field adjacent to the club's pitches and a site which has previously been used for football. With four mini teams using the space, this equates to an unmet demand of 0.25 full size pitch match equivalents for each team, or 1 match equivalent as a whole. The club's existing pitches cannot be used to accommodate this play as they are in use at the same time that play takes place and the pitches are already over-used.

Displaced demand

- 5.52 The Playing Pitch Strategy guidance defines 'displaced demand' as follows:

"Displaced demand generally relates to play by teams or other users of playing pitches from within the study area (i.e. from residents of the study area) which takes place outside the area. It is important to know whether this displaced demand is due to issues with the provision of pitches and ancillary facilities in the study area, just reflective of how the sports are played (e.g. at a central venue for the wider area) or due to the most convenient site for the respective users just falling outside of the LA/study area. It is therefore important to establish:

- What displaced demand exists and why including the amount and type of demand (e.g. a senior match on a natural grass pitch, a junior training session on an AGP);
- Whether those generating the displaced demand would prefer to play within the study area and where."

(Paragraph B34, Playing Pitch Strategy Guidance, 2013, Sport England)

- 5.53 While it has been noted that many players travel from the Borough to play at the Royal Wootton Bassett RFC in Wiltshire, no evidence has been presented which suggests that the clubs in the Borough suffer as a result either in terms of player numbers, club viability or lack of use of available secure use pitches. However, the position should continue to be monitored and the quality of facilities and pitches in the Borough improved and maintained to ensure that this displacement of players does not negatively impact on clubs in the Borough.

Latent Demand

- 5.54 The Playing Pitch Strategy guidance defines 'latent demand' as follows:

"Whereas unmet demand is known to exist latent demand is demand that evidence suggests may be generated from the current population should they have access to more or better provision. This could include feedback from a sports club who may feel that they could set up and run an additional team if they had access to better provision. Details of the potential amount and type of any latent demand in the study area should be sought."

(Paragraph B37, Playing Pitch Strategy Guidance, 2013, Sport England)

- 5.55 Market segmentation data, used above to identify overall participation in rugby also provides an estimate of latent demand – i.e. those people who would like to play the sport who do not do so at the moment.
- 5.56 However, the data has limitations which must be noted. The data does not set out reasons why these people are not accessing the sport but reasons can vary and can include (amongst others) lack of transport to get to a venue, cost of playing, or availability of pitch time or personal time to play. The data also does not differentiate demand which might go to grass pitches or AGPs. The figures are for those in the 16+ age group only and therefore do not estimate latent demand from younger age groups.

- 5.57 It suggests that 547 people in the Borough would like to play rugby union but cannot currently do so. The figure below shows the top 5 types of people who would like to play and the proportion of the total that they represent.

Figure R29: Top 5 segments of resident population which would like to play rugby (number and % of the number)

Swindon			
Segment	Summary	Population	%
Jamie	Sports Team Lads: Young blokes enjoying football, pints and pool	82	15
Ben	Competitive Male Urbanites: Male, recent graduates, with a 'work-hard, play-hard' attitude	155	28
Tim	Settling Down Males: Sporty male professionals, buying a house and settling down with partner	123	23
Philip	Comfortable Mid-Life Males: Mid-life professional, sporty males with older children and more time for themselves	74	14
Kev	Pub League Team Mates: Blokes who enjoy pub league games and watching live sport	39	7

Source: Sport England Market Segmentation Tool, 2016

- 5.58 Based on an assumption that around 30 players might be needed to sustain a team, the latent demand identified equates to an estimated 18 teams wanting to play across the Borough. However, this assumes that all latent demand would be satisfied, which is unlikely, given the varying factors at play which will result in someone wanting to play rather than actually being able to play. The figure may be a little unrealistic in terms of actual delivery on the ground of additional teams for these reasons. However, the figures are worth noting as a broad indicator of demand across the sport which can be set within the context of locally gathered data. Experience suggests that around 20% of a figure generated by market segmentation may be closer to the number of 16+ age group teams likely to actually comprise latent demand locally. In the Borough, this would equate to around 3-4 additional teams in the 16+ age group.
- 5.59 Locally gathered data is much more reliable in terms of accuracy of latent demand. During consultation, no clubs identified any latent demand.

Summarising Unmet, Displaced and Latent Demand

- 5.60 In summary, 2 full size pitch match equivalents have been identified as unmet demand, 1 each at Swindon RFC and Supermarine RFC. This needs to be factored in to the understanding of overall demand in the strategy period. No latent or displaced demand which suggests additional capacity or other measures has been identified.
- 5.61 It is not considered that the market segmentation data is a reliable realistic indicator of latent demand for grass pitches, particularly as no latent demand has been identified by clubs. The data may, however, fit with future aspirational demand for additional teams identified by clubs and explored in the next section of this report.

Other Key Supply and Demand Comments

- 5.62 During the consultation stages, a number of comments were gathered which may have not been brought out in the sections above. These are set out in the table below and will help to shape the assessment conclusions, strategy and actions. Due to a data protection clause inserted onto the surveys sent to stakeholders, comments cannot be attributed directly to individual stakeholders without their prior agreement. Therefore, comments set out below are only attributed to clubs where they have agreed that they can be set out in this report. However, the Borough Council has retained the survey responses and so specific individual comments relating to pitches and facilities can be considered when discussing actions on individual sites.

Figure R30: Comments from Clubs, Providers or other Key Stakeholders

Site	Comments (summarised)
Supermarine Sports and Social Club	It is understood that surfaces are needed which are capable of dealing with the very high traffic levels of use that they are experiencing as more youth age groups and ladies sides are developed. This could include an artificial training surface and / or more floodlighting on grass pitches to allow increased usage.
Nationwide and Ridgeway	It is understood that Swindon College Old Boys RFC (who currently use Nationwide and Ridgeway pitches) would like to have their own ground. The club cannot always use the Nationwide and Ridgeway pitches at the end of season, and so sometimes hire a pitch at Supermarine.
Swindon Rugby Football Club	It is understood that the club facilities require improvements to quality to match the level of rugby played.

Figure R31: Comments from RFU

Site / Club in question (if relevant)	Priorities and comments
	The RFU want to grow junior rugby (mini / midi) in Swindon. Improvements to the quality of pitches and ancillary facilities will be needed to support this, being developed through the RFU All Schools programme.
Supermarine RFC	Pitches are sometimes rotated between rugby and football use. Certainty of use though would certainly help rugby club although it is understood that the Sports Club switches pitches in order to maintain buoyant income, which is understandable from a viability perspective, but does help with over-play on site. Women's section likely to grow - aspiration for one additional team likely to be realised in short term. Priorities for RFU - improvements to changing and social provision, consolidation of rugby union on specific pitches and additional floodlighting on 3rd pitch. It is understood that American Football want to move to a more permanent site.
Swindon RFC	3rd pitch issue is the key issue to resolve, but improvements to changing facilities ahead of that are a priority as they are so poor that they have been known to flood after heavy rainfall. There is a major issue with dog fouling across the site. Club now using adjacent playing field recreation ground pitches for mini team activity. RFU unsure as to whether there is any secure use agreement for the playing field (which used to be marked out for football). Solving these issues link in well with the RFU's All Schools programme which is investing in 7 Swindon schools to re-introduce and grow rugby, a number of which are in the Swindon RFC area, so good for sports / club development pathway if quality and capacity at SRFC can be improved.
Swindon College Old Boys RFC	Seem unlikely to see much growth or at least not sure that there will be enough to make a new 2 pitch site (e.g. Polo Ground) viable - no junior section for example - 2 team adult club and not sure that the club has the infrastructure to manage their own ground if it came about. RFU priority though is to secure community use of a ground for them and get them adequate training capacity - they currently train at Ridgeway School and Swindome. Lack of security of tenure has prevented the club qualifying for RFU funding support for additional mobile floodlights. The club may want to develop a junior section in the future.

FUTURE DEMAND

Sites “in the pipeline”, Planned Commitments and Programmes

- 5.63 In order to understand fully the requirement for additional capacity in the future, it is important to take into account any known commitments or projects which will deliver any additional pitches. The following table sets out these known pitches, although for some sites, the pitch to be required or provided remains unknown with the anticipation being that this assessment and PPS strategy will inform that decision.

Figure R32: Potential sites to accommodate additional pitch provision for rugby union

Site - Project	Sub area	Sport	Proposed facilities	Indicative time frame	Status and Borough Officer comments
Polo Ground	Wroughton and Chiseldon	Rugby, possibly cricket	2 full size Rugby pitches (possible option includes 6 wicket natural turf + 1 artificial cricket square). Plus changing and club rooms.	2020 onwards	No formal member approval yet Possible s106 funding from Badbury Wick (Commonhead) development though trigger is someway off
Swindon Rugby Club	North East	Rugby, football (?)	Additional drained Natural turf pitch. Permission for additional drained natural turf pitch to replace pitch lost at St Joseph's/Holy Cross School re development.	2018/2019	Permitted Developer led

Other potential new site opportunities

- 5.64 There may be other opportunities on additional sites for new pitches if analysis identifies a need for additional provision. There could clearly be opportunities associated with large scale housing development in the Borough depending on what the assessment suggests is needed to accommodate demand to 2021.

Potential future sites at risk of loss

- 5.65 It is also important to understand, in addition to the known capacity already lost on the pitches identified earlier in the report, to identify any pitches where it is known that there could be a loss of supply. We have not been made aware of any pitches in addition to any identified above, which are likely to become at risk from loss.

Future Demand Arising from Club Aspirations

- 5.66 During consultation, clubs were asked what aspirations they have in the future to grow the number of teams, the club and / or pitch provision and facilities (between 2016 and 2021). These aspirations relate to future club growth and are different and additional to latent demand and unmet demand which have been explored earlier in the assessment.
- 5.67 It is important to estimate what this might equate to in terms of match equivalent sessions and additional pitches required to cater for any growth. While the resulting figures provide a representation of the implications of statements of intent, some aspirations for growth need to be set against the context of the ability to deliver these aspirations. The figures therefore provide a useful direction of travel and help to understand the likely requirement for additional pitches or improvements to existing pitches.
- 5.68 The table below sets out each club's aspirational future demand and the capacity required in terms of match equivalents to satisfy that demand. Any issues that clubs have identified which will need addressing in order to realise their aspirational growth are also noted. Further detailed calculations of how the match equivalent sessions have been arrived at are included in the pitch data spreadsheet provided to the Borough Council.

Figure R33: Aspirational demand based on club consultation (match equivalent sessions)

Club	Sub-area	Comments / notes	Club suggestion of...			Team type / age group (no. of teams)				
			Where they will play?	How players will be attracted?	What is needed to achieve growth?	Mini	Midi	Youth	Colts	Senior
						U7-U10	U11-U12	U13-U17	U18-U19	
Supermarine RFC	Blunsdon and Highworth	The club aims to develop 1 x senior men's team, 1 x senior women's team, 2 mini and 2 midi teams	Supermarine and Local Schools if required	Links with schools, coaching sessions and taster sessions	Need to develop surfaces capable of dealing with the very high traffic levels that we are seeing and will increasingly see as more youth age groups and ladies sides come through requiring significantly more space. Also access to an all-purpose training surface or more floodlighting on pitches to allow increased usage of the pitches.	2	2	5		2
Swindon College Old Boys	Wroughton and Chiseldon	The club are in talks to negotiate their own ground so that they can achieve the growth of 1 x Senior men's team, 1 x Youth Boys team, 1 x Colt Boys team, 1 x Mini/Midi team.	In talks to negotiate site	Advertising, links with schools, coaching sessions and taster sessions	own ground		1	1	1	1
Swindon Rugby Football Club	North East	The club aims to develop 1 x Senior women's team, 2 x Youth Boys teams, 1 x Youth Girls teams, and 2 x Colt Boys teams	Swindon Rugby Football Club	Advertising, links with schools, coaching sessions and taster sessions	Upgraded changing and toilet facilities	1	1	3	2	1

Figure R34: Aspirational demand based on club consultation (match equivalents required)

Club	Sub-area	No. of match equivalents required for <u>training</u> (senior full size equivalent) - based on 1 training session a week for all youth, colt and adult teams and either training or a match every week for mini and midi teams					No. of match equivalents required for <u>matches</u> (senior full size equivalent) - based on one home match every other week for youth, colt and adult teams and either a match or training every week for mini and midi teams					Total match equivalents required (senior full size equivalent) to accommodate increase in demand				
		Mini	Midi	Youth	Colts	Senior	Mini	Midi	Youth	Colts	Senior	Mini	Midi	Youth	Colts	Senior
		U7-U10	U11-U12	U13-U17	U18-U19		U7-U10	U11-U12	U13-U17	U18-U19		Mini	Midi	Youth	Colts	Senior
Supermarine RFC	Blunsdon and Highworth	0.25	0.25	1	2.5	1	0.25	0.25	0.5	1.25	0.5	0.5	0.5	1.5	3.75	1.5
Swindon College Old Boys	Wroughton and Chiseldon	0	0.125	0.5	0.5	0.5	0	0.125	0.25	0.25	0.25	0	0.25	0.75	0.75	0.75
Swindon Rugby Football Club	North East	0.125	0.125	0.5	1.5	0.5	0.125	0.125	0.25	0.75	0.25	0.25	0.25	0.75	2.25	0.75

Summarising Aspirational Future Demand

- 5.69 In summary, to fulfil aspirational demand, Supermarine RFC require 7.75 match equivalent sessions, Swindon RFC need capacity for 4.25 match equivalents and Swindon Old Boys RFC need 2.5 match equivalents.
- 5.70 This would equate to additional capacity for 2.5 pitches at Supermarine, 1.5 at Swindon RFC and 1 at Old Boys, if those pitches were provided to a quality rating of D3/M1 (pipe and slit drained) and with an adequate maintenance regime. This level of provision could be reduced if floodlighting was provided to increase capacity to accommodate match equivalents sessions during evenings for training where accompanied by an improved maintenance regime to reflect additional evening use.
- 5.71 Other needs may need to be in place in order for this aspirational demand to be realised such as those identified by the clubs above and an adequate management structure to ensure continued viability if growth is to result in stable additional teams.

Projecting and Quantifying Future Demand and Needs

Team Generation Rates and number of pitches equivalent

- 5.72 To get an idea about the future number of teams that might be formed from an increasing population during the strategy period to 2021 (and therefore future demand for pitches), population projections can be applied to age groups used for competitive play. Team generation rates are calculated simply by dividing the current population within an age group for a sport by the number of teams in the area within that age group at the current time, with the ratio then applied to projected population for that age group.
- 5.73 The following table sets out the projected number of rugby teams in each sub area and translates them to the number of pitches that the number of teams may need (which could be provided either from existing stock or from additional pitches if needed).
- 5.74 The figures need to be used with some caution. Figures are generated by sub-area and on the basis of where home teams play. However, they may attract players in from other sub areas. In some sub areas there are no current teams for some age groups and so figures can show that there are no teams generated from these areas, whereas there may be new additional players from the additional population.
- 5.75 To put the sub area derived figures into context, figures are presented for the Borough as a whole to ensure balance and the number of pitches in each sub area are pro-rata according to the population of each. Full Team Generation Rate calculations are available in the data spreadsheet provided to the Borough Council. The figures include assumptions made for training to take place on grass pitches.

Figure R35: Impact of Population increase in Sub Areas by 2021 on the numbers of teams (i.e. additional teams generated by population increases)

Age Groups	Blunsdon and Highworth	Northern	North East	Western	South East	South West	Ridgeway	Wroughton and Chiseldon
Rugby Union Senior Men (19-45yrs)	0.5	0	0.2	0	0	0	0	0
Rugby Union Senior Women (19-45yrs)	0.2	0	0.0	0	0	0	0	0
Rugby Union Youth Boys (13-18yrs)	0.3	0	0.2	0	0	0	0	0
Rugby Union Youth Girls (13-18yrs)	0.2	0	0.0	0	0	0	0	0
Rugby Union Mini/Midi Mixed (7-12yrs)	1.8	0	0.2	0	0	0	0	0

Notes: figures may not sum due to rounding.

Figure R36: Impact of population increase in Borough by 2021 on the numbers of teams

Age Groups	Potential Change in Team Numbers in Age Group (i.e. additional teams by 2021)
Rugby Union Senior Men (19-45yrs)	0.7
Rugby Union Senior Women (19-45yrs)	0.2
Rugby Union Youth Boys (13-18yrs)	0.6
Rugby Union Youth Girls (13-18yrs)	0.2
Rugby Union Mini/Midi Mixed (7-12yrs)	2.0
TOTAL	3.7

Notes: figures may not sum due to rounding.

Additional (Increase in) Participation

- 5.76 Estimates of increases in participation can be developed to establish a direction of travel is certain percentages of growth arise during the strategy period. The table below sets a challenging figure of 1% growth in participation across the sport as a whole from a percentage baseline established through the Active People Survey and applies that additional growth to the future population by 2021. It provides figures which estimate how numbers of individuals and teams could change as a result of more people participating. There are limits to the data, with the APS only providing figures for the 16+ age group and baseline information for the sport not available to local authority level. The table sets out the total figure for the Borough and then presents the figures which resulted for each sub area. The number of teams has been established by applying a figure of 30 people being required to sustain a team.
- 5.77 These figures can be set alongside the other estimates of future growth to help establish a grounded estimate from which assumptions about future demand for pitches can be made. The full detailed tables calculating the figures are available in the data spreadsheet made available to the Borough Council.

Figure R37: Impact of 1% participation increase on current levels of participation in equivalent number of teams that could be generated by 2021 (Sub Areas)

Age Groups	Blunsdon and Highworth	Northern	North East	Western	South East	South West	Ridgeway	Wroughton and Chiseldon
Rugby Union Senior Men (19-45yrs)	1.3	5.9	4.3	5.2	3.5	0.2	0.4	2.3
Rugby Union Senior Women (19-45yrs)								

Figure R38: Impact of 1% participation increase on current levels of participation in equivalent number of teams that could be generated by 2021 (Borough)

Age Groups	Potential Change in Team Numbers in 16+ Age Group (i.e. additional teams by 2021)
Rugby Union Senior Men (19-45yrs)	23
Rugby Union Senior Women (19-45yrs)	

Notes: figures may not sum due to rounding.

Summarising Projections of Participation

- 5.78 It is noticeable that the projections of participation suggest a relatively high number of teams are likely to be generated from an increase in participation of 1% from current levels in the 16+ age group. Given the trends in participation in rugby, it seems unlikely that the full number of teams over 16 years of age (17) will come forward in the period to 2021. The number projected seems a little high when compared to other figures calculated above, but they do provide a useful set of data to set alongside other data to help establish a realistic degree of change.

Augmenting Future and Current Demand Data

- 5.79 Having set out how current and future demand can be calculated and arrived at some figures to give an indication of the likely demand arising to 2021, they need to be set out together and augmented to ensure that they lead to rational and grounded estimates in terms of future requirements.
- 5.80 The summary table below draws together all figures for future demand based on provision of grass pitches. When considering the figures, as set out in the earlier sections there are limitations to the data and the key points to note are as follows.
- ▶ Displaced, unmet and latent demand - are more grounded and based on locally collected data during consultation and provide a baseline of demand that we know needs to be met in the short-term.
 - ▶ Aspirational future demand – provides us with an indication, based on locally gathered data and consultation how clubs would like to grow based on their understanding of demand now and trends in team formation. Some of the aspirational demand may not be achievable due to reasons such as cost of pitch hire, availability of coaches or of volunteers. Figures are calculated, however, based on these issues being overcome. There can be some overlap with TGR demand figures.
 - ▶ Team Generation Rates (TGRs) – are proportional projections based purely on figures which are not sensitive to the “real life” issues such as the capacity of clubs to absorb growth or whether teams will be formed from individuals becoming interested in playing rugby. There can be some overlap with aspirational demand figures.
 - ▶ Participation change – is another way of estimating based purely on figures and where assumptions are made to derive outputs. Being based purely on participation data for 16+. There is no data for younger players, which is where growth in rugby is also expected. Data should be used only for comparative purposes given unreliability and lack of detail for under 16 age groups.

Figure R39

WHOLE AREA: SWINDON BOROUGH

	ADDITIONAL TEAMS 2016-2021					
	TGR	PARTICIPATION CHANGE	DISPLACED	UNMET	ASPIRATIONAL	LATENT
Rugby Union Senior Men (19-45yrs)	1.1	23.1	0.0	0.0	4.0	0.0
Rugby Union Senior Women (19-45yrs)	0.2	0.0	0.0	0.0		0.0
Rugby Union Youth Boys (13-18yrs)	0.6	0.0	0.0	0.0	12.0	0.0
Rugby Union Youth Girls (13-18yrs)	0.2	0.0	0.0	0.0	0.0	0.0
Rugby Union Mini/Midi Mixed (7-12yrs)	2.0	0.0	0.0	7.0	7.0	0.0
<i>Total</i>	4.2	23.1	0.0	11.0	23.0	0.0

SUB-AREA: BLUNSDON AND HIGHWORTH

	ADDITIONAL TEAMS 2016-2021					
	TGR	PARTICIPATION CHANGE	DISPLACED	UNMET	ASPIRATIONAL	LATENT
Rugby Union Senior Men (19-45yrs)	0.9	1.3			2	
Rugby Union Senior Women (19-45yrs)	0.2					
Rugby Union Youth Boys (13-18yrs)	0.3				5	
Rugby Union Youth Girls (13-18yrs)	0.2					
Rugby Union Mini/Midi Mixed (7-12yrs)	1.8			7	4	
<i>Total</i>	3.5	1.3	0.0	7.0	11.0	0.0

SUB-AREA: NORTHERN

	ADDITIONAL TEAMS 2016-2021					
	TGR	PARTICIPATION CHANGE	DISPLACED	UNMET	ASPIRATIONAL	LATENT
Rugby Union Senior Men (19-45yrs)	0.0	5.9				
Rugby Union Senior Women (19-45yrs)	0.0					
Rugby Union Youth Boys (13-18yrs)	0.0					
Rugby Union Youth Girls (13-18yrs)	0.0					
Rugby Union Mini/Midi Mixed (7-12yrs)	0.0					
<i>Total</i>	<i>0.0</i>	<i>5.9</i>	<i>0.0</i>	<i>0.0</i>	<i>0.0</i>	<i>8.0</i>

SUB-AREA: NORTH EAST

	ADDITIONAL TEAMS 2016-2021					
	TGR	PARTICIPATION CHANGE	DISPLACED	UNMET	ASPIRATIONAL	LATENT
Rugby Union Senior Men (19-45yrs)	0.2	4.3			1	
Rugby Union Senior Women (19-45yrs)	0.0					
Rugby Union Youth Boys (13-18yrs)	0.2				5	
Rugby Union Youth Girls (13-18yrs)	0.0					
Rugby Union Mini/Midi Mixed (7-12yrs)	0.2				2	
<i>Total</i>	<i>0.7</i>	<i>4.3</i>	<i>0.0</i>	<i>4.0</i>	<i>8.0</i>	<i>0.0</i>

SUB-AREA: SOUTH WEST

	ADDITIONAL TEAMS 2016-2021					
	TGR	PARTICIPATION CHANGE	DISPLACED	UNMET	ASPIRATIONAL	LATENT
Rugby Union Senior Men (19-45yrs)	0.0	0.2				
Rugby Union Senior Women (19-45yrs)	0.0					
Rugby Union Youth Boys (13-18yrs)	0.0					
Rugby Union Youth Girls (13-18yrs)	0.0					
Rugby Union Mini/Midi Mixed (7-12yrs)	0.0					
<i>Total</i>	<i>0.0</i>	<i>0.2</i>	<i>0.0</i>	<i>0.0</i>	<i>0.0</i>	<i>0.0</i>

SUB-AREA: RIDGEWAY

	ADDITIONAL TEAMS 2016-2021					
	TGR	PARTICIPATION CHANGE	DISPLACED	UNMET	ASPIRATIONAL	LATENT
Rugby Union Senior Men (19-45yrs)	0.0	0.4				
Rugby Union Senior Women (19-45yrs)	0.0					
Rugby Union Youth Boys (13-18yrs)	0.0					
Rugby Union Youth Girls (13-18yrs)	0.0					
Rugby Union Mini/Midi Mixed (7-12yrs)	0.0					
<i>Total</i>	<i>0.0</i>	<i>0.4</i>	<i>0.0</i>	<i>0.0</i>	<i>0.0</i>	<i>0.0</i>

SUB-AREA: SOUTH EAST

	ADDITIONAL TEAMS 2016-2021					
	TGR	PARTICIPATION CHANGE	DISPLACED	UNMET	ASPIRATIONAL	LATENT
Rugby Union Senior Men (19-45yrs)	0.0	3.5				
Rugby Union Senior Women (19-45yrs)	0.0					
Rugby Union Youth Boys (13-18yrs)	0.0					
Rugby Union Youth Girls (13-18yrs)	0.0					
Rugby Union Mini/Midi Mixed (7-12yrs)	0.0					
<i>Total</i>	<i>0.0</i>	<i>3.5</i>	<i>0.0</i>	<i>0.0</i>	<i>0.0</i>	<i>0.0</i>

SUB-AREA: WROUGHTON AND CHISELDON

	ADDITIONAL TEAMS 2016-2021					
	TGR	PARTICIPATION CHANGE	DISPLACED	UNMET	ASPIRATIONAL	LATENT
Rugby Union Senior Men (19-45yrs)	0.0	2.3			1	
Rugby Union Senior Women (19-45yrs)	0.0					
Rugby Union Youth Boys (13-18yrs)	0.0				2	
Rugby Union Youth Girls (13-18yrs)	0.0					
Rugby Union Mini/Midi Mixed (7-12yrs)	0.0				1	
<i>Total</i>	<i>0.0</i>	<i>2.3</i>	<i>0.0</i>	<i>0.0</i>	<i>4.0</i>	<i>0.0</i>

Notes: the teams generated from aspirational growth are from Swindon Old Boys RFC. The numbers have been attributed to Wroughton and Chiseldon but as the club train in this and another sub area and play matches in another, for ease, data has been attributed to Wroughton and Chiseldon

SUB-AREA: WESTERN

	ADDITIONAL TEAMS 2016-2021					
	TGR	PARTICIPATION CHANGE	DISPLACED	UNMET	ASPIRATIONAL	LATENT
Rugby Union Senior Men (19-45yrs)	0.0	5.2				
Rugby Union Senior Women (19-45yrs)	0.0					
Rugby Union Youth Boys (13-18yrs)	0.0					
Rugby Union Youth Girls (13-18yrs)	0.0					
Rugby Union Mini/Midi Mixed (7-12yrs)	0.0					
<i>Total</i>	<i>0.0</i>	<i>5.2</i>	<i>0.0</i>	<i>0.0</i>	<i>0.0</i>	<i>0.0</i>

- 5.81 Considering these numbers, it is sensible to consider a range of teams being possible to come forward during the lifetime of the strategy. Some of the numbers have more certainty than others in being established between now and 2021. There is potential for some of the figures to double-count or over-lap and it is therefore important that the figures below are not read in isolation and that the figures in the latter part of the strategy period are reviewed and supply and demand monitored to ensure that there is not over-provision.
- 5.82 TGRs and participation change provide us with a yardstick to monitor against and it is likely that some growth estimated through these projections will meet some of the identified aspirational growth and vice-versa. It is important not to “double count” potential growth but to set a direction of travel for additional provision against which supply and demand can be monitored.
- 5.83 Aspirational growth identified by teams is likely to come in part from increasing interest (i.e. participation) and absorbing some additional growth from increased population (i.e. from TGRs). So, when considering the total number of teams generated by the calculations it is very unlikely that an equivalent of 65 teams will actually come forward in reality by 2021. As explained earlier, it is not considered reliable to base future provision on the participation change projections and so these can be considered as an over-arching high level estimate indicating direction of travel only.
- 5.84 A more rational approach is first to seek to meet the quantified and locally derived figure for displaced, unmet, and latent demand during the first 3 years of the strategy period to 2019. TGR and aspirational growth figures can then be applied to the remaining 2 year period. Purely adding on TGR and aspirational growth figures together without any “sense checking” can, however, double count demand to a degree. Therefore, it is suggested that a reasonable approach to take, particularly given the short time period that the strategy is to cover, would be to suggest that the higher figure of the two is used as a basis to plan for. This is particularly relevant where one set of figures is zero as TGRs can be a result of starting from a low number and not reflect ambition of clubs to develop teams where they currently have no or few teams, for example in the women’s or youth categories and equally, aspirational growth identified by clubs may not reflect the number of people in particular age groups coming into the town as a result of housing and household growth. Some aspirational growth may have barriers which need to be overcome outside of physical pitch provision, such as the number of volunteers available to grow a club or the cost of hiring, purchasing or leasing additional pitch space. Demand appearing “on the ground” from aspirational figures will therefore need to be monitored to understand if demand is being realised and if not, what other measures might be needed to deliver the projected growth. Figures for sub areas are also adjusted to accommodate the estimated change. The following tables show this adjustment.

Figure R40

WHOLE AREA: SWINDON BOROUGH

ADDITIONAL TEAMS 2016-2021						
	TGR / ASPIRATIONAL (2020-2021)	PARTICIPATION CHANGE	DISPLACED (2016-2019)	UNMET (2016-2019)		LATENT (2016-2019)
Rugby Union Senior Men (19-45yrs)	3	23.1	0.0	0.0		0.0
Rugby Union Senior Women (19-45yrs)	1.2	0.0	0.0	0.0		0.0
Rugby Union Youth Boys (13-18yrs)	12	0.0	0.0	0.0		0.0
Rugby Union Youth Girls (13-18yrs)	0.2	0.0	0.0	0.0		0.0
Rugby Union Mini/Midi Mixed (7-12yrs)	7	0.0	0.0	11.0		0.0
<i>Total</i>	23.4	23.1	0.0	11.0		0.0

SUB-AREA: BLUNSDON AND HIGHWORTH

ADDITIONAL TEAMS 2016-2021						
	TGR / ASPIRATIONAL (2020-2021)	PARTICIPATION CHANGE	DISPLACED (2016-2019)	UNMET (2016-2019)		LATENT (2016-2019)
Rugby Union Senior Men (19-45yrs)	1	1.3				
Rugby Union Senior Women (19-45yrs)	1.2					
Rugby Union Youth Boys (13-18yrs)						
Rugby Union Youth Girls (13-18yrs)	5					
Rugby Union Mini/Midi Mixed (7-12yrs)	4			7		
<i>Total</i>	11.2	1.3	0.0	7.0		0.0

SUB-AREA: NORTHERN

ADDITIONAL TEAMS 2016-2021						
	TGR / ASPIRATIONAL (2020-2021)	PARTICIPATION CHANGE	DISPLACED (2016-2019)	UNMET (2016-2019)		LATENT (2016-2019)
Rugby Union Senior Men (19-45yrs)	0.0	5.9				
Rugby Union Senior Women (19-45yrs)	0.0					
Rugby Union Youth Boys (13-18yrs)	0.0					
Rugby Union Youth Girls (13-18yrs)	0.0					
Rugby Union Mini/Midi Mixed (7-12yrs)	0.0					
<i>Total</i>	0.0	5.9	0.0	0.0		8.0

SUB-AREA: NORTH EAST

ADDITIONAL TEAMS 2016-2021						
	TGR / ASPIRATIONAL (2020-2021)	PARTICIPATION CHANGE	DISPLACED (2016-2019)	UNMET (2016-2019)		LATENT (2016-2019)
Rugby Union Senior Men (19-45yrs)	1	4.3				
Rugby Union Senior Women (19-45yrs)						
Rugby Union Youth Boys (13-18yrs)						
Rugby Union Youth Girls (13-18yrs)	5					
Rugby Union Mini/Midi Mixed (7-12yrs)	2			4.0		
<i>Total</i>	8	4.3	0.0	4.0		0.0

SUB-AREA: SOUTH WEST

ADDITIONAL TEAMS 2016-2021						
	TGR / ASPIRATIONAL (2020-2021)	PARTICIPATION CHANGE	DISPLACED (2016-2019)	UNMET (2016-2019)		LATENT (2016-2019)
Rugby Union Senior Men (19-45yrs)	0.0	0.2				
Rugby Union Senior Women (19-45yrs)	0.0					
Rugby Union Youth Boys (13-18yrs)	0.0					
Rugby Union Youth Girls (13-18yrs)	0.0					
Rugby Union Mini/Midi Mixed (7-12yrs)	0.0					
<i>Total</i>	0.0	0.2	0.0	0.0		0.0

SUB-AREA: RIDGEWAY

ADDITIONAL TEAMS 2016-2021						
	TGR / ASPIRATIONAL (2020-2021)	PARTICIPATION CHANGE	DISPLACED (2016-2019)	UNMET (2016-2019)		LATENT (2016-2019)
Rugby Union Senior Men (19-45yrs)	0.0	0.4				
Rugby Union Senior Women (19-45yrs)	0.0					
Rugby Union Youth Boys (13-18yrs)	0.0					
Rugby Union Youth Girls (13-18yrs)	0.0					
Rugby Union Mini/Midi Mixed (7-12yrs)	0.0					
<i>Total</i>	0.0	0.4	0.0	0.0		0.0

SUB-AREA: SOUTH EAST

	ADDITIONAL TEAMS 2016-2021					
	TGR / ASPIRATIONAL (2020-2021)	PARTICIPATION CHANGE	DISPLACED (2016-2019)	UNMET (2016-2019)		LATENT (2016-2019)
Rugby Union Senior Men (19-45yrs)	0.0	3.5				
Rugby Union Senior Women (19-45yrs)	0.0					
Rugby Union Youth Boys (13-18yrs)	0.0					
Rugby Union Youth Girls (13-18yrs)	0.0					
Rugby Union Mini/Midi Mixed (7-12yrs)	0.0					
<i>Total</i>	<i>0.0</i>	<i>3.5</i>	<i>0.0</i>	<i>0.0</i>		<i>0.0</i>

SUB-AREA: WROUGHTON AND CHISELDON

	ADDITIONAL TEAMS 2016-2021					
	TGR / ASPIRATIONAL (2020-2021)	PARTICIPATION CHANGE	DISPLACED (2016-2019)	UNMET (2016-2019)		LATENT (2016-2019)
Rugby Union Senior Men (19-45yrs)	1	2.3				
Rugby Union Senior Women (19-45yrs)						
Rugby Union Youth Boys (13-18yrs)	2					
Rugby Union Youth Girls (13-18yrs)						
Rugby Union Mini/Midi Mixed (7-12yrs)	1					
<i>Total</i>	<i>4.0</i>	<i>2.3</i>	<i>0.0</i>	<i>0.0</i>		<i>0.0</i>

Notes: the teams generated from aspirational growth are from Swindon Old Boys RFC. The numbers have been attributed to Wroughton and Chiseldon but as the club train in this and another sub area and play matches in another, for ease, data has been attributed to Wroughton and Chiseldon

SUB-AREA: WESTERN

ADDITIONAL TEAMS 2016-2021						
	TGR / ASPIRATIONAL (2020-2021)	PARTICIPATION CHANGE	DISPLACED (2016-2019)	UNMET (2016-2019)		LATENT (2016-2019)
Rugby Union Senior Men (19-45yrs)	0.0	5.2				
Rugby Union Senior Women (19-45yrs)	0.0					
Rugby Union Youth Boys (13-18yrs)	0.0					
Rugby Union Youth Girls (13-18yrs)	0.0					
Rugby Union Mini/Midi Mixed (7-12yrs)	0.0					
<i>Total</i>	0.0	5.2	0.0	0.0		0.0

- 5.85 Taking this data and apportioning it to the strategy period, demand (and therefore resultant provision for these additional team) *could* look like the following. However, demand on the ground is unlikely to take place rigidly within these two time periods and so some demand may come forward from the latter period or move back from the earlier period.

Figure R41: Potential additional teams apportioned to strategy periods

	2016-2019	2020-2021	Total 2016-2021
Blunsdon and Highworth	7	11	18
Northern	0	0	0
North East	4	8	12
Western	0	0	0
South East	0	0	0
South West	0	0	0
Ridgeway	0	0	0
Wroughton and Chiseldon*	0	4	4
Borough Total	11	23	34

Notes: Figures are rounded to the nearest full team number. * the teams generated from aspirational growth are from Swindon Old Boys RFC. The numbers have been attributed to Wroughton and Chiseldon but as the club train in this and another sub area and play matches in another, for ease, data has been attributed to Wroughton and Chiseldon

- 5.86 The tables below set out the potential requirements of additional teams with regards to provision on grass pitches for matches or training, the figures for which can be summed to understand the total picture. All figures relate to the provision of either M1 / D3 or M1 / D1 quality pitches, the former being able to accommodate 3 match equivalents per week and the latter 2 match equivalents per week without compromising their quality. Pitch figures are rounded up to the nearest half full size pitch.

Figure R42: Pitches required to accommodate demand from matches of EITHER M1 / D3 OR M1 / D1 quality (i.e. total is not the sum of good and standard numbers)

	2016-2019		2020-2021		Total 2016-2021	
	M1 / D3	M1 / D1	M1 / D3	M1 / D1	M1 / D3	M1 / D1
Blunsdon and Highworth	0.7	1	1.7	2.5	2.4	3.5
Northern	0	0	0	0	0	0
North East	0.3	0.5	1.7	2.5	2	3
Western	0	0	0	0	0	0
South East	0	0	0	0	0	0
South West	0	0	0	0	0	0
Ridgeway	0	0	0	0	0	0
Wroughton and Chiseldon	0	0	1	1.5	1	1.5
Borough Total	1	1.5	4.4	6.5	5.4	8

- 5.87 The figures which follow for training capacity could only be efficiently used if floodlighting was provided to ensure evening use of pitches.

Figure R43: Pitches required to accommodate demand from training (would require floodlighting to accommodate evening training to make feasible) of EITHER M1 / D3 OR M1 / D1 quality (i.e. total is not the sum of good and standard numbers)

	2016-2019		2020-2021		Total 2016-2021	
	M1 / D3	M1 / D1	M1 / D3	M1 / D1	M1 / D3	M1 / D1
Blunsdon and Highworth	0.7	1	1.7	2.5	2.4	3.5
Northern	0	0	0	0	0	0
North East	0.3	0.5	1.7	2.5	2	3
Western	0	0	0	0	0	0
South East	0	0	0	0	0	0
South West	0	0	0	0	0	0
Ridgeway	0	0	0	0	0	0
Wroughton and Chiseldon	0	0	1	1.5	1	1.5
Borough Total	1	1.5	4.4	6.5	5.4	8

Figure R44: Pitches required to accommodate ALL demand from matches and training (would require floodlighting to accommodate evening training to make feasible) of EITHER M1 / D3 OR M1 / D1 quality (i.e. total is not the sum of good and standard numbers)

	2016-2019		2020-2021		Total 2016-2021	
	M1 / D3	M1 / D1	M1 / D3	M1 / D1	M1 / D3	M1 / D1
Blunsdon and Highworth	1.4	2	3.4	5	4.8	7
Northern	0	0	0	0	0	0
North East	0.6	1	3.4	5	4	6
Western	0	0	0	0	0	0
South East	0	0	0	0	0	0
South West	0	0	0	0	0	0
Ridgeway	0	0	0	0	0	0
Wroughton and Chiseldon	0	0	2	3	2	3
Borough Total	2	3	8.8	13	10.8	16

- 5.88 The above figures then need to be set against any spare capacity in the sub areas to accommodate some of this growth. The table below sets this out for each sub area for secure and unsecure pitches. Overplay is added to future demand to understand what additional capacity is required to 2021. Figures for unsecure capacity are not added as they do not provide any certainty of future use.

Figure R45: Adding future demand (training and matches) to existing balance in capacity

	Existing spare capacity on grass pitches		Projected additional new capacity needed on grass to accommodate training and matches (on M1/D3 quality pitches)	Total to 2021
	Secure	Unsecure		
Blunsdon and Highworth	-2	-	4.8	6.8
Northern	-	1	0	0
North East	-1	1	4	5
Western	-	0	0	0
South East	-	0.5	0	0
South West	-	1	0	0
Ridgeway	-	-	0	0
Wroughton and Chiseldon	-	0.5	2	2
Borough Total	-3	4	10.8	13.8

Notes. Figures may not sum due to rounding.

- 5.89 Should clubs wish to move away from using unsecure community use sites to secure sites, this would add in additional required capacity. If unsecure sites cannot be secured during the strategy period, if relationships change between provider and user or the provider decides not to allow use of their pitch any more for any reason, this can mean that teams are left to find additional capacity, sometimes at relatively short notice. The figure below adds in additional required capacity from use of unsecure sites.

Figure R46: Adding existing use of unsecure pitches to future estimated demand (training and matches)

	Existing use of unsecure pitches		Projected demand identified above (pitches)	Total pitches to 2021
	Match equivalent sessions	Projected additional new capacity needed on grass to accommodate use (on M1/D3 quality pitches)		
South West:			0	0.2
R1006s Nationwide	0.5	0.2		
Wroughton and Chiseldon:			2	2.2
R1009s Ridgeway	0.5	0.2		

- 5.90 Revising the figures for the Borough as a whole, this equates to the following for the Borough and sub areas (figures are rounded down to the nearest full pitch).

Figure R47: Future demand for grass pitches (training and matches)

Sub Area	Total additional pitches required to 2021
Blunsdon and Highworth	7
Northern	0
North East	5
Western	0
South East	0
South West	0
Ridgeway	0
Wroughton and Chiseldon	2
Borough Total	14

- 5.91 Re-applying the adjusted figures to the phases of the strategy period to 2021, provision could look like this. Pitch numbers are rounded up to the nearest half pitch.

Figure R48: Provision in response to all demand

	2016-2019	2020-2022	Total 2016-2021
Blunsdon and Highworth *	3	4	7
Northern	0	0	0
North East **	1	4	5
Western	0	0	0
South East	0	0	0
South West	0	0	0
Ridgeway	0	0	0
Wroughton and Chiseldon ***	2	0	2
Borough Total	7	8	14

Notes: * relates to demand at Supermarine RFC. ** relates to demand at Swindon RFC. *** relates to demand at Swindon Old Boys RFC

- 5.92 The figures provide a “direction of travel” seeking to address immediate issues which are easily quantified. They are not a blueprint and will be set within the context of individual actions for pitches and grounds in the strategy and action plan. For example, there could be issues on individual sites or in relation to the use of sites which mean that the notional figure of any spare capacity cannot realistically be used. Equally, the quality of a pitch or capacity could be improved which would, in turn, reduce the need for additional capacity and therefore reduce the overall figures above. A degree of this understanding has already been applied to notional figures of spare capacity earlier in this report, but further moderation of realistic usable spare or increases in capacity on existing pitches will need to be applied as the strategy options are explored and during the delivery of actions which are outside the scope of the strategy itself (which cannot uncover all issues in relation to spare capacity which may exist).
- 5.93 After the initial two phases in the strategy’s timeline, the position should be reviewed. In effect, a live action plan for delivery will have to be implemented and monitored. The key to ensuring that supply meets demand realistically is to plan, monitor and manage the balance between supply and demand, throughout the strategy period.

The role of AGPs

- 5.94 The RFU supports use of suitably sprung AGP surfaces (3G) for teams to use where a pitch meets the World Cup 22 standard². Such surfaces can be shared with football where the surface also meets FA standards. Based on an AGP having a peak period of 34 hours at weekends and weekday evenings and when matches take place on a weekend, capacity could equate to 4 matches over a weekend and up to 36 1 hour training sessions during weekday evenings on half a pitch (an equivalent to 9 matches in relation to match equivalents on a grass pitch). On the basis that an AGP could therefore support around 13 match equivalents this could replace provision on grass pitches to around 4 grass pitches is those pitches were provided to a M1/D3 standard (which can accommodate 3 match equivalents per week) or 6 grass pitches if those pitches are provided to a M1/D1 standard (which can accommodate 2 match equivalents per week). An alternative option if use of an artificial pitch to supplement grass pitch capacity would be to consider if there are any appropriate sites where a football 3G is being delivered where the surface can be made fit for purpose for rugby and share use to absorb some of the demand and supplement other measures to increase capacity. An example of this working in practice is Supermarine RFC and Swindon Old Boys RFC sometimes using the indoor 3G Swindome pitch for training.

² World Cup 22 relates to the standard required of artificial turf for rugby. Pitches need to be tested every 3 years to remain World Cup 22 compliant. See http://playerwelfare.worldrugby.org/content/getfile.php?h=363a53bd2243e43b6a56a54cad04b996&p=pdfs/World_Rugby_Regulation_22_EN.pdf for the full regulation.

RUGBY UNION ASSESSMENT CONCLUSIONS

Summary

- 5.95 Rugby has a tradition of playing on grass pitches which tend to be subjected to significant wear and tear and therefore have additional pressure to maintain quality to a 'standard' condition. More recently, technology has moved sufficiently forward to enable training to take place on artificial grass surfaces where adequately sprung (where a pitch meets the World Cup 22 standard³) and such surfaces can be shared with football. Club rugby tends to be played on pitches dedicated to a club as a home ground and the supply of pitches at schools tends only to feature in terms of club use if a club's pitches are overplayed or waterlogged, therefore requiring additional capacity to train. Clubs also prefer to retain play (matches and training) at their home ground to retain any spend in the club's social facilities.
- 5.96 In Swindon in the 2015/16 season there were 3 affiliated clubs with a total of 29 teams of which 10 (35%) are adult teams and 12 (41%) are mini-midi teams (U7 – U12). There are only 6 rugby union pitches with security of tenure (4 at Supermarine RFC and 2 at Swindon RFC) and 8 on unsecure sites (6 of which are on educational establishment sites). There are 3 pitches with no community access. The bulk of match play and training is on secure sites, although Swindon Old Boys rely solely on unsecure sites for both matches and training between several sites (Isambard School, Nationwide and Ridgeway School). Swindon RFC is using parish council playing fields adjacent to the club for mini rugby due to the lack of capacity to accommodate this play on their 2 pitches.
- 5.97 Spatially, the clubs with secure community use pitches (Supermarine RFC and Swindon RFC) cover the north, east and central parts of the Borough. As referenced above, Swindon Old Boys RFC use unsecure community use pitches in the southern part of the Borough (i.e. they do not currently have a ground of their own). It is likely that players in the western part of the Borough could form exported demand to Royal Wootton Bassett RFC.
- 5.98 Taking into account the pitches' quality (based on an assessment of drainage and maintenance regimes), carrying capacity in relation to their quality and how much play (both matches and training) is taking place, all secure use club pitches are being over-used. At Supermarine RFC, this amounts to almost 5.7 match equivalents of over-play per week (which equates to around 2 pitches of need) and at Swindon RFC just over 3 match equivalents of over-play (which equates to around 1 additional pitch). There is a relatively high number of cancellations on Supermarine RFC and Swindon RFC pitches due to wet weather and the inability of current drainage systems to cope.
- 5.99 All unsecure pitches have some notional capacity to increase use subject to the provider's agreement. However, established clubs are likely to prefer to use pitches at or close to their club base and so it is unlikely that this notional capacity will be used, particularly for training where use requires floodlighting with most training for youth, colts and adult teams taking place on weekday evenings. This lack of capacity is constraining the clubs' ambitions to grow. While the pitches that Swindon Old Boys RFC use have capacity that could be used, as noted above, all pitches they play on are unsecure and a priority for the club is to secure a home ground of their own and have security of use.
- 5.100 Unmet demand identified by Swindon RFC and Supermarine RFC suggest that an equivalent of around 1 match equivalent at each club would satisfy this demand (around one third of a senior pitch), which for both clubs is in response to demand for mini / midi teams. For logistical reasons, the area needed to accommodate this unmet demand may be larger (up to 1 senior pitch) depending on which age groups train and play at which times on a Sunday.

³ World Cup 22 relates to the standard required of artificial turf for rugby. Pitches need to be tested every 3 years to remain World Cup 22 compliant. See http://playerwelfare.worldrugby.org/content/getfile.php?h=363a53bd2243e43b6a56a54cad04b996&p=pdfs/World_Rugby_Regulation_22_EN.pdf for the full regulation.

- 5.101 It is clear that the existing stock and supply of rugby pitches available to club teams should be protected. Improving capacity at club pitches might be possible on some pitches (but not all) by making improvements to drainage and maintenance regimes (where this is possible), to relieve pressure on overplayed pitches by making other pitches more accessible (for example by introducing floodlighting where the additional play will not compromise quality) and securing additional pitch capacity if possible.
- 5.102 Projecting demand forward as a result of population change and growth aspirations of clubs, and adding in the current under-supply of capacity (where future provision is made purely on grass pitches) and a desire to move use of unsecure sites that clubs use to secure sites, the pitch requirement (for pitches of M1/D3 standard) by 2021 and based on secure sites could equate to an equivalent capacity of up to 14 full size pitches in the Borough assuming that all aspirational demand can be met, which may be more challenging in reality and beyond the scope of the provision of playing pitches and ancillary facilities. The demand equates to 7 pitch equivalents in response to demand at Supermarine, 2 at Swindon Old Boys and 5 at Swindon RFC. The figures do not take into account improvements to the quality and capacity of existing pitches which could increase the amount of play that pitches can sustain and reduce the need for additional new pitches. Neither do they take into account the capacity which could be introduced by new pitches in the pipeline, namely, a third pitch at Swindon RFC and up to 2 additional pitches at the Polo Ground in the Wroughton and Chiseldon sub area which could provide secure pitch capacity for Swindon Old Boys RFC and help to remove some use from the pitches at Supermarine (for example moving American Football and / or Rugby League teams to the new site). If the sites in the pipeline are taken into account, this would reduce the demand to 11 or fewer pitch equivalents across the Borough, fulfil the demand in Wroughton and Chiseldon, reduce the demand in Blunsdon and Highworth at Supermarine and reduce the demand in the north east at Swindon RFC. Improvements to club pitches would reduce the figure further and demand generated from aspirational demand in the 2020-2021 period should be established “on the ground” before additional pitches in that period are introduced.
- 5.103 The figures represent a “top end” figure for supply which would need to be carefully monitored to understand the realistic need for this number of pitches. As projections of demand and need are based on assumptions around increasing growth and participation, which may or may not come to fruition, additional provision should be responsive to demonstrable levels of demand prior to going ahead. The figures do not take account of a role that a 3G surface could play in adding significant capacity.
- 5.104 It is clear that additional sites may need to be identified to accommodate demand to 2021. The provision of additional capacity will help to future proof and provide supply for club growth to 2021 and beyond. Any new pitches should be close to club grounds if possible to maintain and enhance the financial viability and security of the clubs and minimise need for additional changing or clubhouse facilities. Disused other sport pitches could help to provide additional supply if in the right location for use with the right facilities and secured community use and options will be explored as the strategy options are developed. However, a first step should be to maximise the capacity of the current pitches used by clubs with secure sites and a number of options for these sites are considered below.

Demand Summary

- 5.105 The demand summary for the strategy and the “direction of travel” it should take for rugby union provision is as follows. However, it is important to note that figures **should not be read or relied upon in isolation** outside of the context provided by the strategy recommendations.
- ▶ Taking current demand into account and comparing to supply, pitches with secure use at Supermarine RFC and Swindon RFC are overplayed by a total of -8.8 match equivalent sessions per week (-5.7 at Supermarine and -3.1 at Swindon RFC). Unsecure community use pitches have unused capacity of 10.7 match equivalents per week. Despite this unused capacity, it cannot be relied upon for club use given that it has no long-term security of use. Rugby clubs are also unlikely to use spare capacity away from their home ground.

- ▶ Pitches at the Supermarine site predominantly used for rugby union are also shared with use by the football, American Football and Rugby League clubs, contributing to their over-use.
- ▶ Swindon Old Boys RFC split their demand between 2 or 3 unsecure use sites for matches and training and a long-term solution to providing a home ground with secure community use should be found.
- ▶ Demand is projected to increase by 2021. Taking into account overplay at existing sites, a desire to move use away from unsecure to secure sites and the demand for additional new capacity, this translates into an equivalent need for additional capacity of 14 good quality full size grass pitches, which could be provided through a combination of: improving the quality and / or maintenance regimes of existing pitches; providing floodlighting to increase evening training capacity; securing community use on current unsecure sites; new additional pitches at existing club grounds where feasible; a rugby focused 3G pitch; and / or, a longer-term (beyond the strategy period) rugby hub site.
- ▶ Provision of new additional pitches will need to respond to demonstrable demand “on the ground”. A “plan, deliver, monitor, manage” approach should therefore be taken to the provision of additional capacity.

Strategy Recommendations

5.106 The above assessment conclusions suggest that the approach to the PPS strategy for **rugby** in the **Borough** should be as follows:

BALANCE AND CERTAINTY OF SUPPLY TO ACCOMMODATE DEMAND

- ▶ Notwithstanding the proposed changes to improve quality and capacity at the Supermarine site for rugby union, the measures may not increase capacity for all projected demand to 2021. Therefore, additional work will be needed to: explore the potential for additional grass pitch capacity on or adjacent to the current site; consider how best to provide for additional capacity beyond the 2021 strategy period, particularly in light of proposed growth at the New Eastern Villages (NEV), for example, through provision additional grass pitches and / or a 3G rugby turf pitch or provision of additional pitch capacity on adjacent land.

PROTECT

- ▶ Protect the existing supply of pitches identified in the assessment.

ENHANCE

- ▶ Enhance capacity on existing pitches by improving quality through improved drainage (where viable / subject to funding and a business plan being in place to ensure maintenance costs are catered for in the long-term), by introducing floodlights where necessary and feasible and by improving maintenance to ensure that the better quality is sustained in the long-term. For example:
 - support the improvement of the pitches at Swindon RFC which have been rated as poor through the improvement of drainage;
 - support improved drainage of pitches at Supermarine RFC which have seen a significant level of cancellations during the season due to wet weather;
 - seek the resolution of shared use of rugby pitches at Supermarine RFC to reduce over-use (consolidating the site for rugby union use and providing alternative pitches as home grounds for rugby league (using pitch 4), American Football (using pitch 3) and football (currently occasionally using pitch 1);
 - seek to introduce floodlighting on pitch 3 at Supermarine RFC to increase capacity.
- ▶ Enhance the quality of changing and other ancillary facilities where necessary and possible to help ensure the quality of the experience for the sport is enhanced. For example, support the improvement of the changing facilities at Swindon RFC which have been rated as poor.
- ▶ Gain the secure use of pitches which currently have unsecure use where used by clubs through clubs themselves and relevant authorities working with pitch providers / owners to seek a short-term secure use agreement to provide certainty of supply until additional secure provision can be made.
- ▶ Consider the introduction of open fencing and signposting to deter dog walking on pitches in public spaces, for example at Swindon RFC pitches.

- Seek to enhance capacity and quality by enabling the consolidation of rugby at home grounds, considering the resettling of other sports sharing use of rugby pitches where feasible and viable and where in the interests of both clubs using the pitches (for example, to improve quality and capacity for both uses).
- Improve the current use of existing pitches, where physically and logistically possible, by considering flexibility of when matches take place.

PROVIDE

- Where the loss of an existing pitch is unavoidable, provide replacement pitches to good quality standard in a location appropriate to demand to mitigate loss.
- Ensure that the provision of any new pitches and facilities meet the most up-to-date quality design standards and dimensions supported by the NGB and Sport England.
- Ensure that any new facilities and other associated pitch infrastructure are provided to meet the most up-to-date Building Regulations, including, but not restricted to, those relating to accessibility.
- Ensure that any new pitches and facilities have a sustainable long-term business and financial management plan in place to ensure long-term viability.
- Ensure that all new pitches and facilities have a secure community use agreement in place for the long-term (preferably in perpetuity) and that the appropriate body is identified to monitor and enforce such agreements.
- Seek to provide additional capacity, where needed, at (or, if this is not possible, within close proximity to) existing club home grounds as a preference over sites far from home grounds, where physical, ownership and planning constraints do not prevent such change. This will help to ensure the long-term financial stability of clubs given the social tradition and culture of the sport. Developer contributions sought for pitch provision / improvements for rugby should (for example, from the Community Infrastructure Levy or section 106 planning obligations) where feasible within planning regulations be considered first as contributions towards existing rugby club sites given the nature of how and where rugby is played (as a club on-site based sport). This could help to avoid contributions being sought or spent inappropriately on sites which may be remote from existing club home grounds and infrastructure and help to ensure any new provision or additional capacity provided through development is used (and in the most effective way). For development proposals outside of Swindon's New Communities and as detailed in the Council's adopted CIL Regulation 123 Infrastructure list, CIL monies can be secured towards the upgrade and management of existing strategic outdoor sports and recreation provision and creation of new provision and associated facilities (this includes playing pitches as identified in the PPS).
- Enable the supply of pitches to accommodate existing and future demand to a total equivalent capacity of 14 good quality full size pitches across the Borough broadly across the following phases during the strategy period.

	2016-2019	2020-2022	Total 2016-2021
Blunsdon and Highworth *	3	4	7
Northern	0	0	0
North East **	1	4	5
Western	0	0	0
South East	0	0	0
South West	0	0	0
Ridgeway	0	0	0
Wroughton and Chiseldon ***	2	0	2
Borough Total	7	8	14

Notes: * relates to demand at Supermarine RFC. ** relates to demand at Swindon RFC.

*** relates to demand at Swindon Old Boys RFC

This total amount of supply should come from a variety of sources, i.e. the projected demand is unlikely to need to be delivered solely through additional, new, grass pitches. Increased capacity to this amount will come from a combination of:

- Increasing reliability of pitches through improved drainage and maintenance (see **Enhance**) (where viable / subject to funding and a business plan being in place to ensure maintenance costs are catered for in the long-term);

- b) Increasing training time available by floodlighting pitches where appropriate where the maintenance programme is enhanced to maintain quality accordingly (see **Enhance**);
- c) Considering reconfiguration of pitches on multi-pitch sites where this can introduce an additional pitch;
- d) Provision of new additional pitches in appropriate locations such as, but not limited to:
 - i. bringing into use the third pitch at Swindon RFC;
 - ii. the Polo Ground - the Polo Ground could provide a permanent home ground for Swindon Old Boys RFC close to current home pitches in southern part of the Borough. Spatially, this would also mean that there is provision for rugby and good access for residents to clubs based rugby in the north (Supermarine RFC), the central part of Swindon (Swindon RFC and the south (Old Boys RFC). The Ground could also become home to American football teams and the St George's Rugby League club, relieving Supermarine pitches from some over use.
 - iii. Should the Polo Ground not be feasible for the above proposed use, consider alternatives to help resolve over-use at Supermarine and provide a more permanent home for Swindon Old Boys RFC (and American Football and Rugby League teams). Options could include A) use of Mannington Recreation Ground or B) use of Buckhurst Fields (adjacent to Shrewsbury Road pitches) as detailed below:
 - A) reconfiguration of pitches at Mannington Recreation Ground to deliver two to three full size pitches to accommodate these sports and a small training pitch, and replacing lost football capacity at other sites. The site could also accommodate other pitch sports where compatible with these sports' seasons, such as softball. Drainage improvements recommended in the Football assessment would still be required and changing rooms improved and possibly relocated.
 - B) provision as for option A above, although feasibility work would need to be undertaken to determine whether the site can accommodate requirements.
- e) Securing use of unsecure pitch sites, such as, but not limited to, the playing field adjacent to and used by Swindon RFC for mini rugby. Consider open fencing to protect pitch quality and help avoid dog fouling;
- f) Considering a contribution to accommodating demand through development of a shared use 3G with football, if practical and viable;
- g) Considering the provision of a dedicated 3G surface for rugby to help address likely long-term demand arising from Swindon's significant growth in population beyond the strategy period, either on an existing club site or at a new rugby hub site.

Provision of new additional pitches will need to respond to demonstrable demand "on the ground". This is particularly important in the latter part of the strategy period to ensure that projected demand has actually come forward. A "plan, deliver, monitor, manage" approach should therefore be taken to the provision of additional capacity.

- The provision of additional pitches and / or facilities should be closely co-ordinated between the club, RFU, Sport England, the local authority, and the land owner (where not one of the aforementioned bodies).

Advisory Standards

5.107 Advisory standards are set out below to provide guidance to those planning for future provision of pitches:

- With regard to provision of new, additional and / or improved facilities and pitches, the following **advisory guidelines** are provided:
 - Quality: Pitches and facilities should conform to the most up-to-date NGB guidance. New pitches should be provided to good quality able to accommodate 3.5 match equivalent sessions per week with an appropriate maintenance regime to maintain this quality.
 - Accessibility: Pitches and facilities should conform to the most up-to-date Building Regulations and NGB guidance; be easily and safely accessible by cycle, foot and public transport; have secure cycle storage / parking; and, have sufficient car parking spaces to accommodate demand for the use of the facility and any associated shared uses and comply with the most up-to-date Highways Authority, Local Planning Authority and Sport England requirements / guidance. Ancillary facilities should be secure. Clubs and teams should be able to access a grass pitch for matches or training at or close to the home ground, subject to the balance of provision with rugby compliant 3G

- pitches. However, provision of grass pitches should not be made in locations where the cost of ensuring quality, viability in the long-term (of the pitch or club) or security of a facility is in doubt.
- Quantity: The Sport England Playing Pitch Calculator should be used by the local authority to generate baseline figures for pitch requirements relating to new development sites (usually at the pre-application stage of the planning process). Such figures must be used only as a starting point and not used in isolation without reference to area requirements for need and demand set out in the assessment report and strategy.

6. OTHER PITCH SPORTS

Other Pitch Sports

Introduction

- 6.1 In addition to undertaking a fully compliant PPS guidance assessment for the main pitch sports, we were asked by the Borough Council to undertake a short assessment of pitch sports with less demand than the four major sports of football, rugby union, cricket and hockey. We have been asked to focus on exploring demands for American Football, Softball and Rugby League. The process for minor sports in Swindon has been similar to that undertaken for the major sports. Clubs have been sent surveys or key questions about their needs and demands and pitches have been assessed for quality. Where obtained, a broad indication of growth and potential future growth in demand by 2021 has also been established.

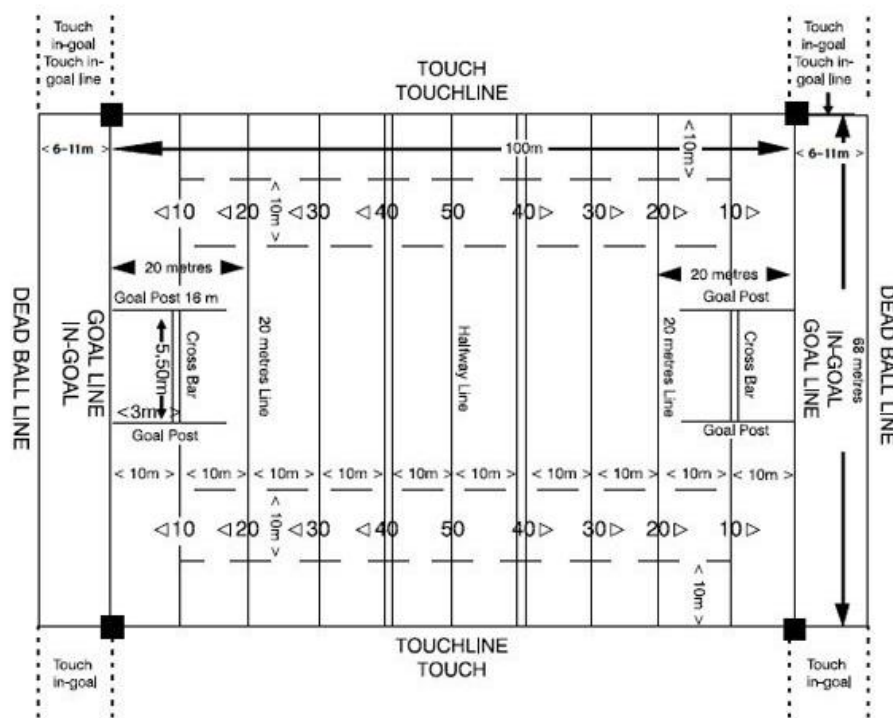
Rugby League

- 6.2 While rugby league is a well-established major sport nationally, this code of rugby is a major sport more-so in areas outside of the south of England. In Swindon, while there is a club present, it has only two teams, one of which plays competitively.

Defining Pitches

- 6.3 Rugby league is played on a pitch of similar size to rugby union. The dimensions are set out below in the extract from the Rugby Football League's (RFL) website. This is important in an area like Swindon where the dominant code is rugby union, as rugby league can be played on a rugby union pitch.

Figure RL1: Dimension of rugby league pitches



1. The Touch Lines are in Touch, the Touch in-Goal lines are Touch in-Goal, the Goal Lines are in the In-Goal area and the Dead Ball Line is beyond In-Goal.

2. □ indicates a corner post (see Glossary) placed at the intersection of each goal line and touch line. A corner post is in touch in-goal. Touch Judges should at all times ensure that corner posts are correctly positioned.

3. The goal posts are considered to extend indefinitely upwards. It is recommended that the bottom two metres of each upright be padded. American Football shaped goal posts are permissible provided the relevant dimensions are observed.

4. For adult games the dimensions should be as near maximum as possible to the dimensions stipulated.

5. The broken lines in the PLAN shall consist of marks or dots on the ground not more than 2 metres apart. All transverse lines must be marked across the full width of the field.

Source: http://www.rugby-league.com/the_rfl/rules/laws_of_the_game/the_playing_field

Current supply

6.4 There are no pitches dedicated (as such) purely to rugby league. The Swindon St George rugby league club currently use a grass pitch at the Supermarine RFC (Union) / Sports Club ground. The club plays in the South West Rugby League¹ with matches usually being played on Saturdays and the season runs from May to August, outside of the rugby union season. Training usually takes place on a Wednesday evening during the season. This means that the pitch used is not used at the same time that it is used for rugby union. Despite this, the pitch used does not get a rest from play during the year and this adds to the impact on the pitch, which is over-used when considering play by rugby union and rugby league teams during the course of the year. The pitch's location is identified on the map below.

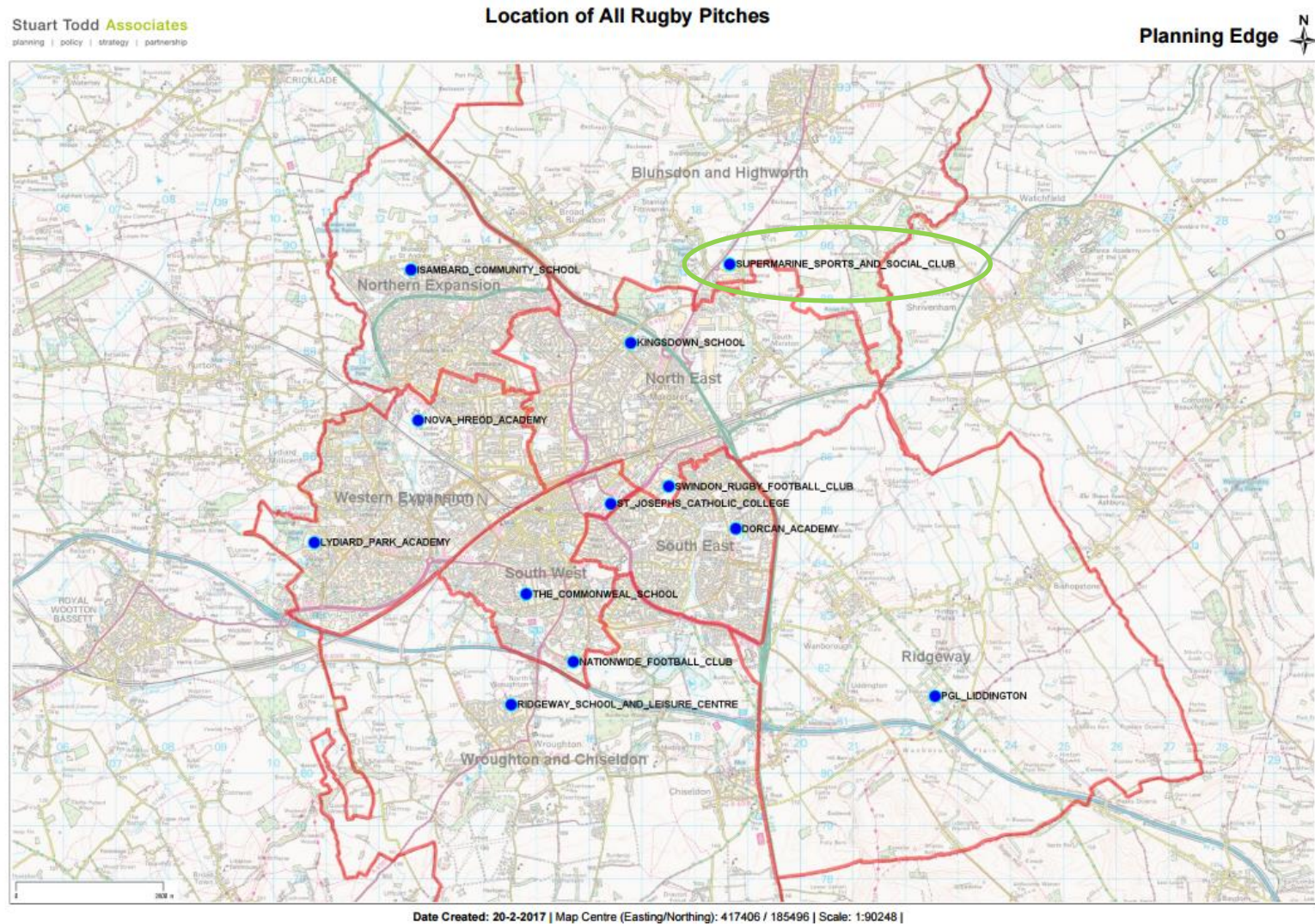
6.5 The pitch used by the club is (PPS Pitch ID) R1014s, the 4th pitch at Supermarine RFC / Sports Club. To this extent the pitch has security of tenure for community use.

Figure RL2: Shared Sites (Community Use)

PPS Pitch ID	Site Name	Sub Area	Parish	Pitch Type	Community use category	Security of community use
R1014s	SUPERMARINE SPORTS AND SOCIAL CLUB	Blunsdon and Highworth	South Marston CP / Highworth CP	Senior Rugby Union and League	Available for community use and used	Secured

¹ http://www.rugby-league.com/leagues_competitions/south_west_rugby_league

Figure RL3: Pitch Location



- 6.6 It is understood that a wheelchair rugby league team plays in the Borough, but the team utilise indoor facilities rather than grass pitches.

Pitch Quality

- 6.7 When considering rugby union and rugby league play on the pitch used by the club, the following quality rating has been attached to the pitch. The assessment is based on that used for rugby union set out in the PPS guidance, the predominant use on the site.
- 6.8 Quality ratings for rugby union pitches are set out in terms of drainage and maintenance. The tables below set out what each of the scores mean and the likely actions for pitches with these scores to improve quality (where relevant).

Figure RL4: Quality Scores given to rugby pitches

Drainage Scoring	Maintenance Scoring
Natural (inadequate) SCORE D0	Good (M2)
Natural (adequate) SCORE D1	Adequate (M1)
Pipe drained SCORE D2	Poor (M0)
Pipe and slit drained SCORE D3	
Unknown SCORE D0	

Figure RL5: Suggested actions to improve pitches

Maintenance	Drainage
M0 = action is significant improvements to maintenance programme	D0 - action is pipe drainage system needed on pitch
M1 = action is minor improvements to maintenance programme	D1 - action is pipe and slit drainage needed on pitch
M2 = action is no improvement to maintenance programme	D2 - action is slit drainage needed on pitch
	D3 - no action needed on pitch drainage

- 6.9 The figure below identifies the quality scores from the audit of pitches identified during the exercise.

Figure RL6: Audit scores for community access pitches

PPS Pitch ID	Site Name	Sub Area	Parish	Pitch Type	Agreed Pitch Quality Rating	Drainage / Maintenance score e.g. D1/M1	Quality of ancillary facilities
R1014s	SUPERMARINE SPORTS AND SOCIAL CLUB	Blunsdon and Highworth	South Marston CP / Highworth CP	Senior Rugby Union and League	Good	D3/M1	Good

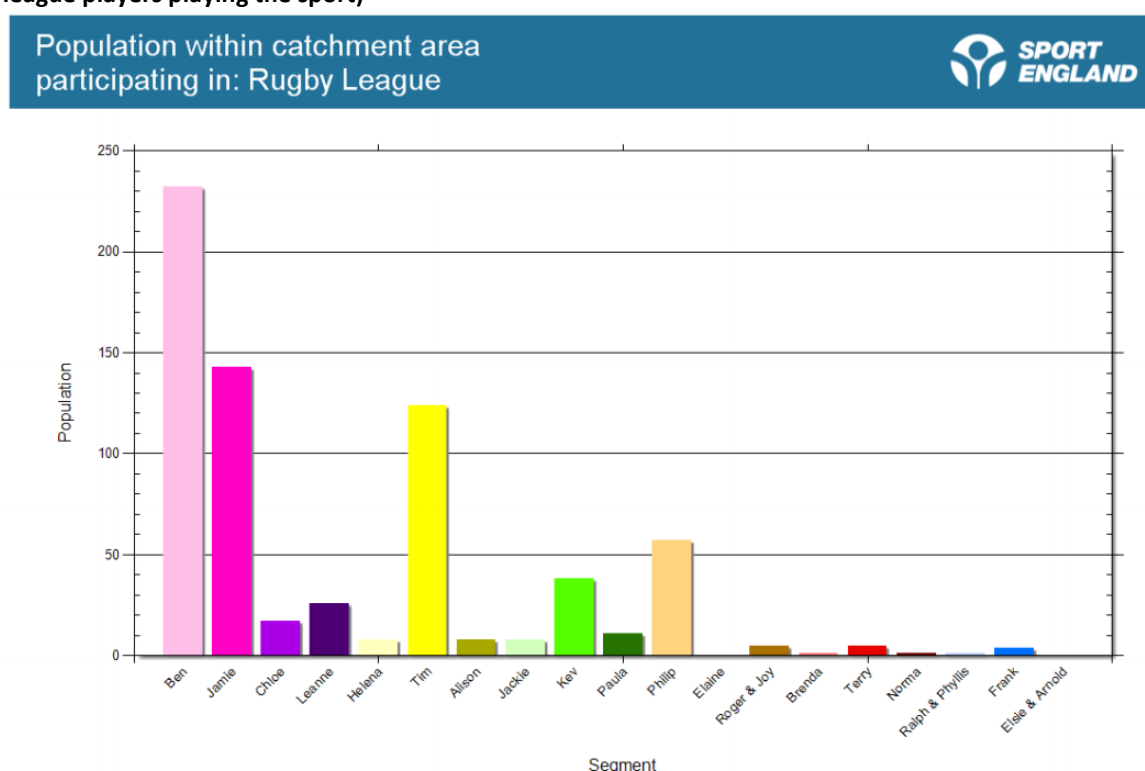
- 6.10 Following PPS guidance on establishing the carrying capacity (the amount of play a pitch should be able to host for its quality), the pitch should be able to host 3 match equivalents per week. This is particularly important for winter sports where the quality of the pitch can vary during the season and be affected significantly by the amount of play and wet weather.

Current demand

- 6.11 Participation rates are a broad indicator of demand. Sport England's market segmentation tool (<http://segments.sportengland.org/>) presents data designed to help understand the life stages and attitudes of different population groups –and the sporting interventions most likely to engage them. This is helpful in matching suitable solutions to increase participation in both formal and informal sports to residents with different types of sporting and leisure characteristics.

- 6.12 The market segmentation data builds on the results of Sport England's Active People survey; the Department of Culture, Media and Sport's 'Taking Part' survey; and the Mosaic tool from Experian. However, the data is limited to adults and does not differentiate between those playing on grass pitches or AGPs. It is also becoming out of date and the Active People Survey upon which the tool draws for data is due to be replaced by Sport England's "Active Lives". For these reasons, the tool's outputs and data are only used to provide a general "direction of travel".
- 6.13 The tool can be used to identify the number of people currently playing rugby league, as well as providing a picture of the number of people who do not currently play but would like to. Figures taken from the tool suggest that less than 1% of the resident population in Swindon play rugby league.
- 6.14 The tool also presents a picture of the types of individuals which play sport (and therefore the most dominant social groups) in the area, and puts people's sporting behaviour in the context of "complex lives". Further detail on person type segments within which data is presented is appended. The segments of population types which play rugby league the most are shown in the figure below.

Figure RL7: Segments of population who play rugby league the most (number and % of resident rugby league players playing the sport)



Source: Sport England Market Segmentation Tool, 2016

- 6.15 The data suggests that the most dominant segments playing football are:
- ▶ Ben - Competitive Male Urbanites: Male, recent graduates, with a 'work-hard, play-hard' attitude
 - ▶ Tim - Settling Down Males: Sporty male professionals, buying a house and settling down with partner
 - ▶ Jamie - Sports Team Lads: Young blokes enjoying football, pints and pool
 - ▶ Philip - Comfortable Mid-Life Males: Mid-life professional, sporty males with older children and more time for themselves
- 6.16 It is surprising to see this many playing rugby league with the club only having two teams. It does, however, suggest that some of this demand might be exported to other rugby league clubs outside of the Borough.

- 6.17 Quantifying the amount of play on the pitch used by the club, figures suggest the following for the pitch used.

Figure RL8: Amount of play

PPS Pitch ID	Site Name	Sub Area	Parish	Pitch Type	Security of use	Current Community Use		
						Matches (match equivalents)	Training (match equivalents)	TOTAL
R1014s	SUPERMARINE SPORTS AND SOCIAL CLUB	Blunsdon and Highworth	South Marston CP / Highworth CP	Senior Rugby Union and League	Secured	2.5*	1*	3.5

Notes: * 2 of which is for Rugby League between April and August. While this is outside of the Rugby Union season, this is still worth including in the demand figures as the pitch does not get rested outside of the Rugby Union season as a consequence.

Comparing Supply with Demand to Understand Balance of Provision (under-play and under-use versus over-play and over-use)

- 6.18 Comparing the carrying capacity figures established to actual play on a pitch provides a balance between how much play is actually taking place on the pitch and how much it should be accommodating. The calculations below provide a figurative estimate for the pitch used by the club as to whether it is operating at over, under or at the appropriate level for the number of match equivalents played.

- 6.19 The following table sets out the figurative supply / demand balance.

Figure RL9: Supply / demand balance

PPS Pitch ID	Site Name	Sub Area	Parish	Pitch Type	Security of use	Carrying capacity	Current Community Use	Balance
R1014s	SUPERMARINE SPORTS AND SOCIAL CLUB	Blunsdon and Highworth	South Marston CP / Highworth CP	Senior Rugby Union and League	Secured	3	3.5	-0.5

- 6.20 The following table takes the figurative or notional capacity identified above, augments the figures and grounds them in reality with qualifying notes based on survey responses, pitch visits and audits, and discussion with NGBs, Borough Council and with clubs. It also sets them alongside the security of use to help determine the degree of risk associated with continued use of the site.

Figure RL10: Supply / demand balance on secure sites (sense checked)

PPS Pitch ID	Site Name	Capacity balance	Key issues	Realistic supply / demand balance
R1014s	SUPERMARINE SPORTS AND SOCIAL CLUB	-0.5	Training pitch for rugby union, match and training pitch for rugby league. The rugby union club say they need to develop surfaces capable of dealing with the very high traffic levels that they are seeing as more youth age groups and ladies' sides come through. They would like an all-purpose training surface or more floodlighting on pitches to allow increased usage. There were 20 cancellations across the four pitches on the club site during the season and so carrying capacity has been adjusted slightly to reflect this on a pro rata basis across the site.	-1

- 6.21 The figures suggest that the pitch used for rugby league is being overplayed. Without the dual use on the pitch, it would probably not be in this position but due to constant use throughout the year by rugby union and league teams, the pitch gets no rest period to recover from use and it therefore seems sensible to add usage figures for both codes together to get a true picture of

impact on the pitch. These figures provide part of the story of the degree to which a pitch can accommodate additional capacity or not, as the box illustrates.

Using Over and Under Play Figures

The pitch over and under play figures generated by the Assessment should not be used in isolation. The figures alone need to be treated with caution for a number of reasons:

- ▶ They cannot represent local qualitative or 'on the ground' issues, and should therefore be read in conjunction with other information gathered;
- ▶ They could mask issues generated by peak time demand;
- ▶ Slight overplay may be manageable for quality of the pitch and / or the standard of rugby being played (and therefore of the quality expected);
- ▶ Overplay on a pitch may be resolvable through improved maintenance or drainage to improve the quality of the pitch and therefore the capacity to accommodate matches. Reducing the amount of play on a pitch and moving play to an alternative pitch is also likely to improve quality;
- ▶ Identifying figures which indicate overplay and a deficit of pitch capacity does not necessarily mean that new pitches need to be provided. Alternative existing sites with pitches not currently in community use could be brought into use or under-used pitches better utilised to absorb demand or artificial grass pitches could play a role in better managing overplay or a deficit in grass pitch provision; and,
- ▶ While clubs which are identified as having capacity issues may need the use of an additional pitch, they may not have the ambition to increase the size of the club in this way, i.e. they may be content with the status quo.

Future demand

- 6.22 The club has not identified any unmet, latent or displaced demand which should be attributed to the club with regard to rugby league which should be addressed by increasing supply in the future. However, from calculating potential growth from the increase in population in the Borough to 2021 (team generation rates, details of which are appended to the assessment report), figures suggest that demand could increase by half (0.5) of a team by 2021. Given the current levels of play, this seems an appropriate figure to work to in order to understand additional pressure on capacity which may occur in the next few years.

Other supply and demand comments

- 6.23 Discussion about the rugby union use of the site has identified some issues which relate to the pitch that the rugby league teams use. Pitches across the site (4 in total in use by rugby) are being overplayed and therefore additional capacity will need to be created, through a combination of improvements to pitch quality and maintenance, introduction of floodlighting and / or additional pitch space. This may also include relieving use of the pitches used for rugby union by other sports, including rugby league (but also football and American football) if suitable alternative grounds can be found for the clubs, if the club wished to move.
- 6.24 There may be opportunities to establish new rugby pitches at a redeveloped Polo Ground site in the Wroughton and Chiseldon sub area (within the Swindon urban area). These could provide a home ground for Swindon Old Boys RFC (rugby union club) but also perhaps provide sufficient capacity for rugby league (and perhaps American football) should there be a desire for Swindon St Georges to have a permanent home which helps Supermarine RFC increase capacity and quality on the Sports Club site. An alternative option would be to explore use of Mannington Recreation Ground or Buckhurst Playing Fields.

American Football

Defining pitches

- 6.25 Details of pitch dimensions and sizes for various formats of the game can be found on the British American Football Association website (<http://www.britishamericanfootball.org/clubs-and-competitions/facilities#.WL0jpPnyjIW>). However, in the UK, it is acceptable for teams to play on rugby pitches and use rugby posts. However, ideally, clubs would have a dedicated American football pitch rather than have to use rugby (or football) pitches with temporary markings.

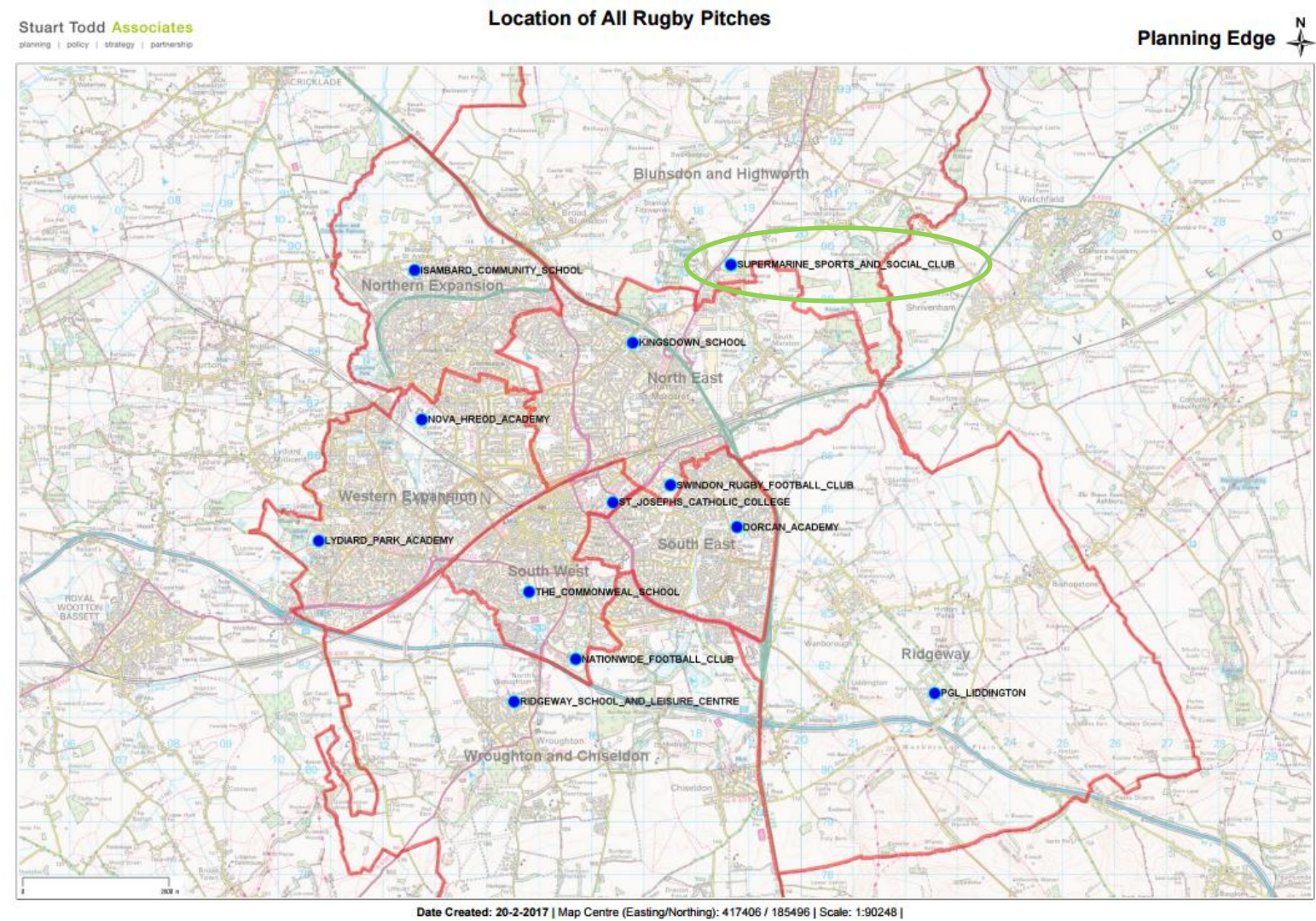
Current Supply

- 6.26 There are no pitches dedicated (as such) purely to American football. Borough Council officers received a survey response from the American football club in Swindon, Swindon Storm. The club has been established for 6 years and plays at a variety of venues, not confined to the Borough, with all BACL games played at Filton College, Bristol and NL games played at Supermarine RFC. The use of this latter ground within the Borough is the focus of this short assessment. The club uses pitch 3 at Supermarine RFC (R1013s). The figures below show when the teams play at the pitch at Supermarine RFC. The American football season runs from April to July with playoffs in August and September. There therefore can be a little cross-over with the rugby union season.

Figure AF1: Shared Sites (Community Use)

PPS Pitch ID	Site Name	Sub Area	Parish	Pitch Type	Community use category	Security of community use
R1013s	SUPERMARINE SPORTS AND SOCIAL CLUB	Blunsdon and Highworth	South Marston CP / Highworth CP	Senior Rugby Union and American Football	Available for community use and used	Secured

Figure AF2: Pitch Location



Pitch Quality

- 6.27 When considering the quality of the pitch, given that the club use a rugby union pitch, the following quality rating has been attached to the pitch. The assessment is based on that used for rugby union set out in the PPS guidance, the predominant use on the site.
- 6.28 Quality ratings for rugby union pitches are set out in terms of drainage and maintenance. The tables below set out what each of the scores mean and the likely actions for pitches with these scores to improve quality (where relevant).

Figure AF3: Quality Scores given to rugby pitches

Drainage Scoring	Maintenance Scoring
Natural (inadequate) SCORE D0	Good (M2)
Natural (adequate) SCORE D1	Adequate (M1)
Pipe drained SCORE D2	Poor (M0)
Pipe and slit drained SCORE D3	
Unknown SCORE D0	

Figure AF4: Suggested actions to improve pitches

Maintenance	Drainage
M0 = action is significant improvements to maintenance programme	D0 - action is pipe drainage system needed on pitch
M1 = action is minor improvements to maintenance programme	D1 - action is pipe and slit drainage needed on pitch
M2 = action is no improvement to maintenance programme	D2 - action is slit drainage needed on pitch
	D3 - no action needed on pitch drainage

- 6.29 The figure below identifies the quality scores from the audit of pitches identified during the exercise.

Figure AF5: Audit scores for community access pitches

PPS Pitch ID	Site Name	Sub Area	Parish	Pitch Type	Agreed Pitch Quality Rating	Drainage / Maintenance score e.g. D1/M1	Quality of ancillary facilities
R1013s	SUPERMARINE SPORTS AND SOCIAL CLUB	Blunsdon and Highworth	South Marston CP / Highworth CP	Senior Rugby Union and American Football	Good	D3/M1	Good

- 6.30 Following PPS guidance on establishing the carrying capacity (the amount of play a pitch should be able to host for its quality), the pitch should be able to host 3 match equivalents per week. This is particularly important for winter sports where the quality of the pitch can vary during the season and be affected significantly by the amount of play and wet weather.

Current demand

- 6.31 The club has 6 teams, all mixed sex: Junior Varsity (13-16), Varsity (15-18) both playing in the Bristol Academy Community League; Youth (14-17), Seniors (18+) both playing in the British American Football National League; a second Junior Varsity team playing as an after school club in Marlborough (outside the Borough); and, a mixed flag non-contact team. The number of teams has been increasing in recent year, for example, two additional teams were formed this season.

The club has aspirations to see future team growth of around 6 new junior teams in the Thames Valley league and the club has links with Oxford Saints to help establish the teams.

- 6.32 Quantifying the amount of play on the pitch used by the club, figures suggest the following for the pitch used.

Figure AF6: Amount of play

PPS Pitch ID	Site Name	Sub Area	Parish	Pitch Type	Security of use	Current Community Use		
						Matches (match equivalents)	Training (match equivalents)	TOTAL
R1013s	SUPERMARINE SPORTS AND SOCIAL CLUB	Blunsdon and Highworth	South Marston CP / Highworth CP	Senior Rugby Union and American Football	Secured	2.75*	0.5*	3.25

Notes: * 1.5 of which is for American Football. While this is mostly outside of the Rugby Union season, this is still worth including in the demand figures as the pitch does not get rested outside of the Rugby Union season as a consequence.

Comparing Supply with Demand to Understand Balance of Provision (under-play and under-use versus over-play and over-use)

- 6.33 Comparing the carrying capacity figures established to actual play on a pitch provides a balance between how much play is actually taking place on the pitch and how much it should be accommodating. The calculations below provide a figurative estimate for the pitch used by the club as to whether it is operating at over, under or at the appropriate level for the number of match equivalents played.

- 6.34 The following table sets out the figurative supply / demand balance.

Figure AF7: Supply /demand balance

PPS Pitch ID	Site Name	Sub Area	Parish	Pitch Type	Security of use	Carrying capacity	Current Community Use	Balance
R1013s	SUPERMARINE SPORTS AND SOCIAL CLUB	Blunsdon and Highworth	South Marston CP / Highworth CP	Senior Rugby Union and American Football	Secured	3	3.25	-0.25

- 6.35 The following table takes the figurative or notional capacity identified above, augments the figures and grounds them in reality with qualifying notes based on survey responses, pitch visits and audits, and discussion with NGBs, Borough Council and with clubs. It also sets them alongside the security of use to help determine the degree of risk associated with continued use of the site.

Figure AF8: Supply / demand balance on secure sites (sense checked)

PPS Pitch ID	Site Name	Capacity balance	Key issues	Realistic supply / demand balance
R1013s	SUPERMARINE SPORTS AND SOCIAL CLUB	-0.25	<p>Training pitch - Rotated with Pitches 2 and 3. The rugby union club say they need to develop surfaces capable of dealing with the very high traffic levels that they are seeing as more youth age groups and ladies sides come through. They would like an all-purpose training surface or more floodlighting on pitches to allow increased usage.</p> <p>There were 20 cancellations across the four pitches on the club site during the season and so carrying capacity is adjusted slightly to reflect this on a pro rata basis across the site.</p> <p>The adjusted capacity could be further reduced as it is understood that</p>	-0.7

PPS Pitch ID	Site Name	Capacity balance	Key issues	Realistic supply / demand balance
			there is also football play on the pitch on occasion. However, there are no figures to quantify this.	

- 6.36 The figures suggest that the pitch used for American football is being overplayed. Without the dual use on the pitch, it would probably not be in this position but due to constant use throughout the year by rugby union and American football, the pitch gets no rest period to recover from use and it therefore seems sensible to add usage figures for both rugby union and American football together to get a true picture of impact on the pitch. These figures provide part of the story of the degree to which a pitch can accommodate additional capacity or not, as the box illustrates.

Using Over and Under Play Figures

The pitch over and under play figures generated by the Assessment should not be used in isolation. The figures alone need to be treated with caution for a number of reasons:

- ▶ They cannot represent local qualitative or 'on the ground' issues, and should therefore be read in conjunction with other information gathered;
- ▶ They could mask issues generated by peak time demand;
- ▶ Slight overplay may be manageable for quality of the pitch and / or the standard of rugby being played (and therefore of the quality expected);
- ▶ Overplay on a pitch may be resolvable through improved maintenance or drainage to improve the quality of the pitch and therefore the capacity to accommodate matches. Reducing the amount of play on a pitch and moving play to an alternative pitch is also likely to improve quality;
- ▶ Identifying figures which indicate overplay and a deficit of pitch capacity does not necessarily mean that new pitches need to be provided. Alternative existing sites with pitches not currently in community use could be brought into use or under-used pitches better utilised to absorb demand or artificial grass pitches could play a role in better managing overplay or a deficit in grass pitch provision; and,
- ▶ While clubs which are identified as having capacity issues may need the use of an additional pitch, they may not have the ambition to increase the size of the club in this way, i.e. they may be content with the status quo.

Future demand

- 6.37 The club has not identified any unmet, latent or displaced demand which should be attributed to the club which should be addressed by increasing supply in the future. However, from calculating potential growth from the increase in population in the Borough to 2021 (team generation rates, details of which are appended to the assessment report), figures suggest that demand could increase by one fifth (0.2) of a team in total by 2021 (0.1 of a team for adult and youth age groups based on one of each age group team playing within the Borough).

Other supply and demand comments

- 6.38 The club has indicated that the pitches are unavailable during the winter from September to May, with waterlogging also being a key issue. This supports other comments and analysis above which suggest that the pitch used is overplayed and subject to cancellations due to waterlogging during winter months. The club moves onto the pitch at Supermarine when it becomes available between May and August. Training takes place for seniors on the artificial pitch at Kingsdown School, between January and May. Off-season training is held at Battleground gym at Cheney Manor between October and December and youth teams train at Buckhurst playing fields every Saturday morning.

- 6.39 The club has remarked that booking pitch time at Supermarine can be difficult given the demand placed on the pitches at the site. The club also stated that it could be difficult to book time on / use of 3G pitches where they have been funded by Football Foundation funding with the priority being football use and have an interest in use of a rugby union focused 3G pitch if one were to be made available in the Borough.
- 6.40 Discussion about the rugby union use of the site has identified some issues which relate to the pitch that the American football teams use. Pitches across the site (4 in total in use) are being overplayed and therefore additional capacity will need to be created, through a combination of improvements to pitch quality and maintenance, introduction of floodlighting and / or additional pitch space. This may also include relieving use of the pitches used for rugby union by other sports, including American football (but also football and rugby league) if suitable alternative grounds can be found for the clubs, if the club wished to move.
- 6.41 There may be opportunities to establish new rugby pitches at a redeveloped Polo Ground site in the Wroughton and Chiseldon sub area (within the Swindon urban area). These could provide a new home ground for Swindon Old Boys RFC (rugby union club) but also perhaps provide sufficient capacity for American football (and perhaps rugby league) should there be a desire for Swindon Storm to have a permanent home (which their survey response seems to suggest would be an aim) which helps Supermarine RFC increase capacity and quality on the Sports Club site for rugby union. An alternative option would be to explore use of Mannington Recreation Ground or Buckhurst Playing Fields.

Softball

- 6.42 Borough Council officers received a survey response from the Swindon Softball League. Last season (assumed to be summer 2016), 5 mixed teams played. Players are predominantly adults, with a few youth players. The league is hoping to add a 6th team in the coming season. The league has grown from 4 to 5 teams in the last 3 years. The league has suggested that it hopes to grow by 2 or 3 more teams during the strategy period to 2021 and for the league to double in size in the future / longer term. However, it has stated that growth will be dependent on facilities being available and “take-up”.
- 6.43 The league currently uses Chiseldon recreation ground to play and mark out two pitches on the site. From the wider assessment, the site is classed as one with secure community use. The league is happy using this site although there is only sufficient space for 2 pitches to be marked out.
- 6.44 The league plays during the summer months on Thursday evenings between 6pm and 8pm and trains on Monday evenings. It remarked that some other clubs outside of the Borough have the benefit of a marked out pitch with a softball diamond. Chiseldon recreation ground is a public open space and as such the club has to manage public safety which it does successfully. If the league was to grow, it would need to identify another site, assuming that it wished to play all matches on the same evening and at the same venue. However, the league has indicated that it could play on two evenings at the same venue.
- 6.45 The quality of the pitch is unlikely to suffer from its use in the summer and we have not been made of any quality issues affecting the softball league or affecting other sports’ use of the pitches as a result of softball use. Without significant levels of additional use it seems unlikely that softball will cause any significant issues relating to a reduction in quality, although if it did, issues are likely to be easily remedied (for example loss of grass through wear and tear on the diamond (runs, bases etc.) being re-seeded).
- 6.46 From work elsewhere, we understand that softball, like rounders and baseball, can be social / informal games attracting various age groups and families. As a sport which is easy to participate in and requiring little specialist equipment, the game is easy to access and enjoy particularly as it is played in the summer months. It lends itself to the potential for growth. The league has suggested that, ideally, it would accommodate a 4 pitch site with diamonds marked out, fences and a pavilion / clubhouse. This type of site would enable the league to grow, host youth training and tournaments and school competitions which in turn, would help to grow and sustain the league into the future.
- 6.47 It is suggested that, where sites are considered for repurposing as a result of the strategy’s approach to improve quality of provision for football, that a dedicated home ground is explored for softball to accommodate 4 pitches and a clubhouse facility. Sites such as the Polo Ground or Moredon could be considered as future home grounds for softball where the sport fits with other sports pitches provided on the site.

7. GLOSSARY

Glossary

Term	Description
3G	Third generation AGP usually dressed with rubber crumb. The surface is commonly used for football but can also be used for rugby where sufficiently sprung to reduce / absorb impact.
AGP	Artificial Grass Pitch, sometimes referred to as an ATP (Artificial Turf Pitch). The term covers all types of artificial pitch including, sand based, sand dressed, water based and 3G.
Carrying capacity	Knowing the quality of a grass pitch allows us to make an assumption of how many matches each size and type of pitch should be able to accommodate without leading to deterioration of the pitch's quality. This is called its carrying capacity. The figures are provided as "match equivalent sessions per season" for cricket pitches and "match equivalent sessions per week" for rugby union and football. Any use of a pitch, when demand is considered is converted to this unit of measurement for ease of comparison. The assumption of match equivalent sessions for quality ratings is based on guidelines provided by sports governing bodies. The carrying capacity of AGPs is measured in the amount of time in hours available for community use in the peak period.
Demand:	
Current demand	Demand demonstrated as existing "on the ground" during the season when data is collected for the PPS.
Latent demand	<p>"Whereas unmet demand is known to exist latent demand is demand that evidence suggests may be generated from the current population should they have access to more or better provision. This could include feedback from a sports club who may feel that they could set up and run an additional team if they had access to better provision. Details of the potential amount and type of any latent demand in the study area should be sought."</p> <p>(Paragraph B37, Playing Pitch Strategy Guidance, 2013, Sport England)</p>
Unmet demand	<p>"Current unmet demand could be in the form of a team that has currently got access to a pitch for its matches but nowhere to train or vice versa. It could also be from an educational establishment that is currently using an indoor facility because of the lack of access to outdoor pitch provision. Along with a lack of pitches of a particular type being available to the community unmet demand may be due to the poor quality and therefore limited capacity of pitches in the area and/or a lack of provision and ancillary facilities which meet a certain standard of play/league requirement. League secretaries may be aware of some unmet demand as they may have refused applications from teams wishing to enter their competitions due to a lack of pitch provision which in turn is hindering the growth of the league. As it is known to exist any unmet demand recorded should be easily quantifiable e.g. a training session for one team on a weekday evening."</p> <p>(Paragraph B36, Playing Pitch Strategy Guidance, 2013, Sport England)</p>
Aspirational future demand	Demand that a club might identify as likely or desirable to come forward during the strategy period.
Displaced demand	<p>"Displaced demand generally relates to play by teams or other users of playing pitches from within the study area (i.e. from residents of the study area) which takes place outside the area. It is important to know whether this displaced demand is due to issues with the provision of pitches and ancillary facilities in the study area, just reflective of how the sports are played (e.g. at a central venue for the wider area) or due to the most convenient site for the respective users just falling outside of the LA/study area. It is therefore important to establish:</p> <ul style="list-style-type: none"> • What displaced demand exists and why including the amount and type of demand (e.g. a senior match on a natural grass pitch, a junior training session on an AGP);

	<ul style="list-style-type: none"> Whether those generating the displaced demand would prefer to play within the study area and where.” (Paragraph B34, Playing Pitch Strategy Guidance, 2013, Sport England)
ECB	England Cricket Board, the NGB for cricket.
EH	England Hockey, the NGB for hockey.
FA	Football Association, the NGB for football.
LP	Local Plan
Match equivalents	See “carrying capacity”
NGB	National Governing Body (for sport)
NP	Neighbourhood Plan
NPPF	National Planning Policy Framework
NPPG	National Planning Practice Guidance
Peak period	The period of time used to compare community use on AGPs. The peak period is typically Mon-Thurs 5pm-9pm, Fri 5pm-7pm and Sat and Sun 9am-5pm, a total of 34 hours per week.
PPS	Playing Pitch Strategy
RFU	Rugby Football Union, the NGB for rugby union.
SBC	Swindon Borough Council
SE	Sport England
TGR	Team Generation Rate, a calculation used to estimate future numbers of teams for the main pitch sports based on population projections set against the existing number of teams within the current population.
WC	Wiltshire Cricket, the county cricket association.
WFA	Wiltshire FA, the county football association.